











BLUE RIDGE PARKWAY

ROANOKE VA. TO
N. C. STATE LINE

LEGEND

-  Paved
-  Crushed stone surfaced
-  Under construction
-  Proposed
-  Highways
-  Points of special interest

Population of Cities & Towns

-  Under 1000
-  1000 to 5000
-  5,000 to 10,000
-  Over 10,000

