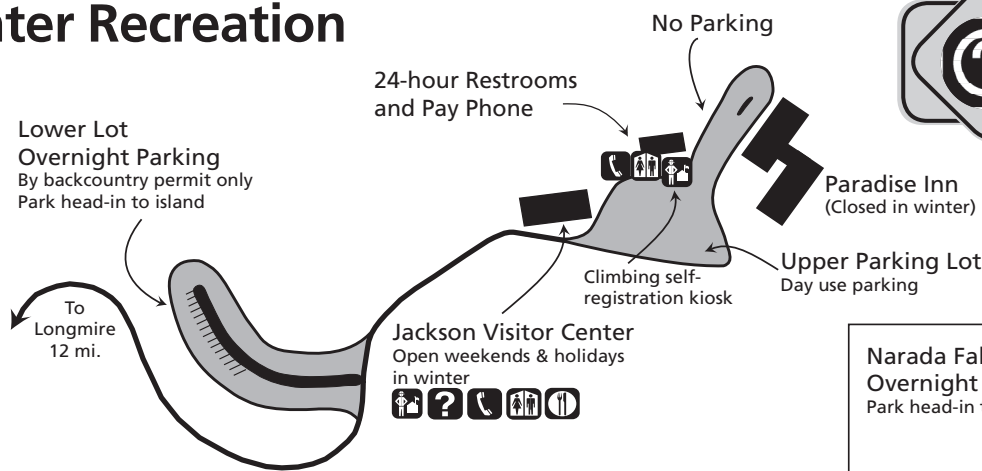
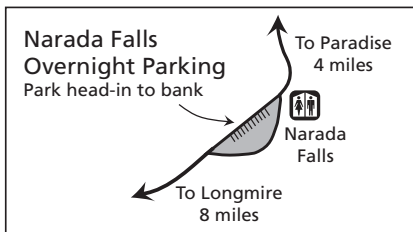




Winter Recreation



RADIO 1610-AM PARADISE
FOR ROAD UPDATES AND
CLOSURE INFORMATION



Safety First!

Hypothermia and frostbite are winter hazards which can lead to serious injury or death. If you are spending time outside, dress sensibly, drink lots of fluids, and take warm-up breaks indoors.

Keep a sharp eye out for snowplows. Never ski, snowshoe, or hike along plowed roads, even when they're closed. Snow plows can be working at any time.

Protect Your Park

- Remember to pack out all trash. Early summer snow melt exposes trash left behind.
- Leashed pets are permitted only in picnic areas, campgrounds, parking lots, and along roads currently open to public vehicles.
- Use fuel stoves. Campfires are not permitted.
- Enjoy wildlife at a distance and keep human food properly stored.
- Dispose of human waste properly—use restrooms where available, or ask a ranger for a “blue bag”. Blue bags are for disposal of human

- waste when camping. Using blue bags keeps water clean, protects fragile vegetation from digging and allows more people to use this area without leaving impacts. To dispose of used blue bags, a blue bag barrel is available in the tunnel to the restrooms in the upper Paradise parking lot.
- Cutting of vegetation and collecting or gathering of wood is not permitted.
- Do not dry clothing or gear in the restroom tunnel.
- Camping and cooking in any building or in the restroom tunnel is not permitted.

Sledding and Sliding

Sledding and sliding are permitted only in the designated snow play area at Paradise. Trees, tree wells, and cliffs make other areas dangerous.

For everyone’s safety, use “soft” sliding devices—flexible sleds, inner tubes, and saucers. No hard toboggans or runner sleds.

Dangerous Terrain

Learn to identify avalanche terrain. Get the daily avalanche forecast from Northwest Avalanche Center at www.nwac.us. Each person should carry and know how to use a beacon, probe, and shovel. Avalanches occur with frightening regularity in the Paradise area. Check the map on the back for known avalanche zones. Ask a ranger for current avalanche conditions.

Winter storms along the Muir Snowfield can produce hurricane force winds, blinding snow, and white out conditions. These conditions challenge even the best mountaineers. Carry the 10 Essentials, give advance notice of your plans to a responsible person so they can contact rangers if you fail to return. Cell phone coverage is limited inside the park.

Skiing and Snowboarding

A minimum of 5’ of snow is advised for skiing and snowboarding. Avoid damaging exposed vegetation.

Obtain further information at the Jackson Visitor Center at Paradise (weekends and holidays) and the Longmire Museum.

Snow Camping

To snow camp, a minimum of 5’ of snow at Paradise and 2’ in other areas of the park is required to protect fragile subalpine vegetation. A minimum of 8’ of snow is recommended to construct snow caves. If you encounter shrubs, trees, or bare ground while digging, choose a different spot.

Maximum group size is 12 people.

Select a location for your campsite that is a minimum of 300’ from other campers and their campsite, plowed roads and parking areas (to avoid being buried by snowplows), marked routes, trails, and buildings. Camp at least 100’ away from water. For the safety of others, collapse igloos and snow caves before you leave.
Hard-sided food storage containers are required in all Paradise area winter camping zones.

Backcountry Camping

Backcountry permits are required year-round. If you plan to winter camp in the backcountry, permits are available at the Longmire Information Center. On weekends and holidays permits can also be obtained

at the Jackson Visitor Center. Choose a campsite location that is a minimum of 300’ from plowed roads and parking areas, marked routes, trails and buildings and at least 100’ from water.

Group Campsites

Groups of 13-60 people may snow camp only at Paradise. Groups must camp in the designated group camping areas and are required to use restrooms to dispose of human waste. Due to limited group sites in winter, groups must make reservations at least four weeks in advance by calling 360-569-6575, 9 a.m. to

4 p.m., Mon.-Fri. Reserved group site permits can be picked up at the Longmire Information Center by 4 p.m. on the day of arrival. Obtain a Special Use Permit for Organized Group Recreation at mora_special_use@nps.gov. **Hard-sided food storage containers are required for all groups.**

Winter Parking & Vehicle Safety

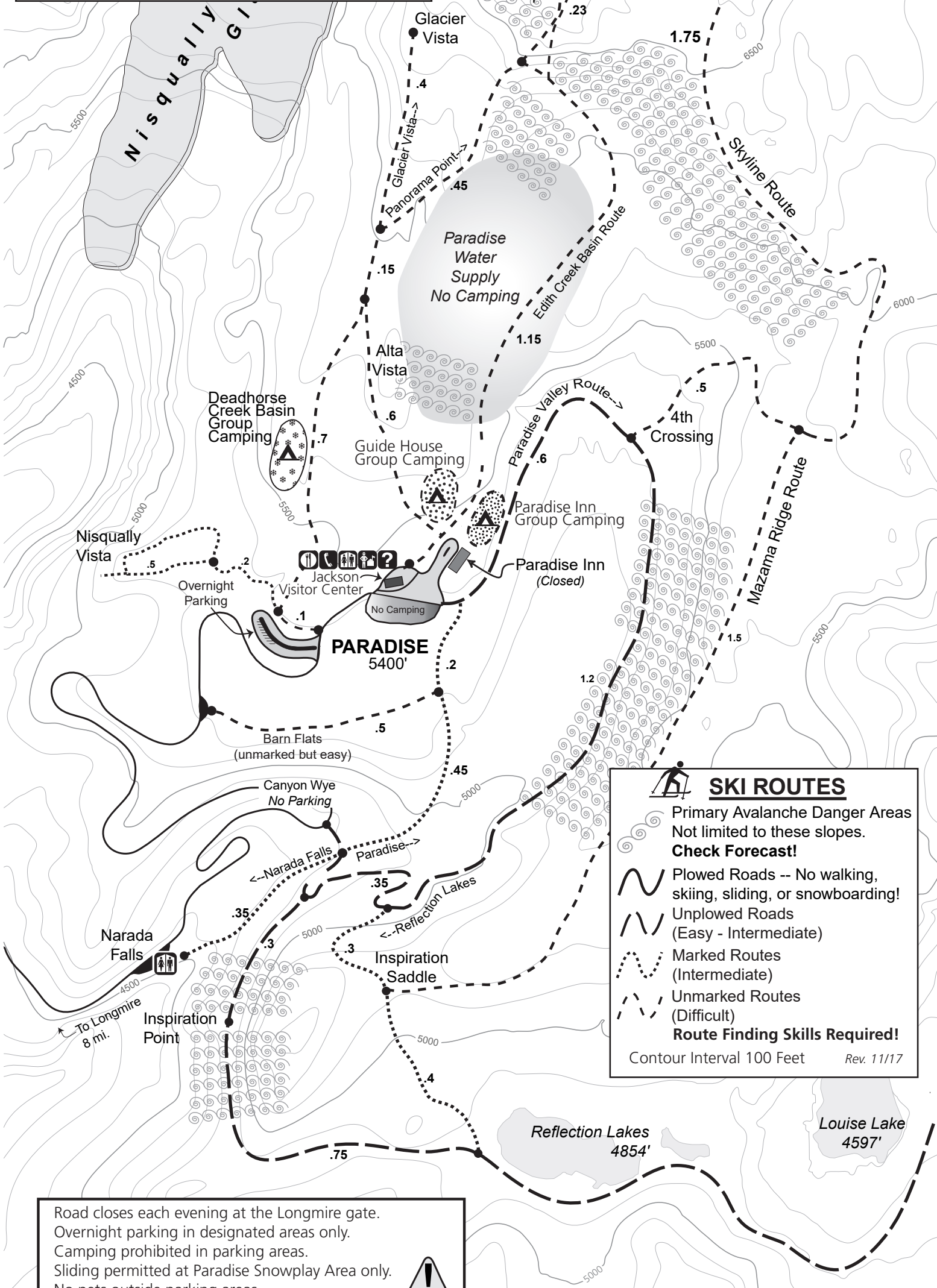
Vehicles parked overnight must be left in the designated overnight parking areas at Narada Falls, Longmire, or the Paradise lower parking lot. If designated areas are full, contact a park ranger. See the map above for more details.

All vehicles are required to carry tire chains when traveling in the park. Know how to install them and obey the traction requirements.

Camping in vehicles is not permitted.

Winter "10 ESSENTIALS"

- | | |
|---------------------------------------|--|
| 1. Shovel (avalanche rescue) | 7. Avalanche Transceiver |
| 2. Full Length Insulated Sleeping Pad | 8. Avalanche Probe |
| 3. Stove & Fuel (melt water) | 9. Reliable Weather & Avalanche Forecasts |
| 4. Heat Packs | 10. Map, Compass, & GPS (with extra batteries) |
| 5. Goggles & Wool/Pile Hat | |
| 6. Gloves (waterproof/lined) | |



SKI ROUTES

Primary Avalanche Danger Areas
Not limited to these slopes.
Check Forecast!

Plowed Roads -- No walking, skiing, sliding, or snowboarding!

Unplowed Roads (Easy - Intermediate)

Marked Routes (Intermediate)

Unmarked Routes (Difficult)

Route Finding Skills Required!

Contour Interval 100 Feet Rev. 11/17

Road closes each evening at the Longmire gate.
Overnight parking in designated areas only.
Camping prohibited in parking areas.
Sliding permitted at Paradise Snowplay Area only.
No pets outside parking areas.
Permit required for camping.
An emergency phone is located in the hallway to the restrooms in the upper parking lot.

