

HUNTING INFORMATION

FEDERAL — STATE — PRIVATE LANDS

- **FEDERAL LANDS** — The U.S. Fish and Wildlife Service owns and manages 2973 acres of the Nisqually Delta as Nisqually National Wildlife Refuge. No hunting is allowed on Refuge lands.
- **STATE LANDS** — The Washington State Department of Fish and Wildlife owns and manages three parcels of land within the approved Refuge boundary which are open to waterfowl hunting.
- **PRIVATE LANDS** — Privately owned lands east of the Nisqually River are not open to the public for hunting.

WHERE YOU CAN HUNT — Waterfowl hunting is allowed on Washington State Department of Fish and Wildlife lands.

WHERE YOU CAN'T HUNT — Nisqually National Wildlife Refuge is closed to hunting. This includes the Brown Farm Dike, all areas within the Dike, the McAllister Creek Bank Fishing Area, and most of the area east of the Nisqually River. Watch for "No Hunting" or "Area Closed Signs".

HOW DO YOU REACH THE HUNTING AREAS? — Access is by boat only. The nearest boat launching ramp is at Luhr Beach.

REGULATIONS — Shot must be U.S. Fish and Wildlife Service approved non-toxic shot. All Washington State hunting regulations are in effect.

RETRIEVING BIRDS — You may not enter closed areas to retrieve dead or crippled birds.

LOCAL HUNTING SEASONS

EARLY GOOSE SEASON — Sept. 6, - Sept. 12, 1997

YOUTH HUNTING DAY — Sept. 27, 1997

DUCK SEASON — October 4, 1997 - January 17, 1998

GOOSE SEASON — October 11, 1997 - January 18, 1998

BEFORE LEAVING HOME — Call the Washington State Department of Fish and Wildlife at (360) 902-2200 for complete information on hunting regulations.

GENERAL REFUGE INFORMATION

LOCATION — Nisqually National Wildlife Refuge is located 8 miles east of Olympia, Washington. From Interstate 5, take exit 114 and follow the signs to the refuge.

HOURS — The refuge is open daily during daylight hours. The refuge office is open Monday through Friday, 7:30 a.m. to 4:00 p.m.

ENTRANCE FEE — Daily fee is \$3.00 per family. Golden Eagle, Golden Age, and Golden Access Passports, a Refuge Annual Pass, and a Federal Duck Stamp admits one family. Children under 16 enter free.


PROHIBITED — Pets, jogging, bicycles, fires, camping, and firearms are not allowed on the refuge.

FOR MORE INFORMATION ON REFUGE TRAILS CONTACT:

Nisqually National Wildlife Refuge
100 Brown Farm Road
Olympia, Washington 98516
Telephone: (360) 753-9467
Fax: (360) 534-9302

FOR MORE INFORMATION ON HUNTING CONTACT:

The Washington State Department of Fish and Wildlife,
(360) 902-2200.



The U.S. Fish and Wildlife Service manages national wildlife refuges and national fish hatcheries throughout the country for the continued conservation, protection, and enhancement of our fish and wildlife resources and their habitats.

No person shall, on the basis of race, color, sex, age, national origin, religion, physical or mental restrictions, be excluded from participation in, denied the benefits of, or be otherwise subjected to discrimination in any program or activity of the Department of the Interior.




U.S. Department of the Interior
Fish and Wildlife Service

October, 1997

NISQUALLY DELTA

TRAIL AND WATERFOWL HUNTING INFORMATION




October 4, 1997
through January 17, 1998

REFUGE TRAIL INFORMATION

TRAIL CLOSURES — From October 4, 1997 through January 17, 1998, 3 miles of the Brown Farm Dike Trail and part of the McAllister Bank Fishing Area will be closed. These areas are adjacent to state lands where waterfowl hunting is allowed. The trail and bank fishing area are closed to provide an undisturbed area for birds to rest and feed and for the safety of visitors.

OPEN TRAILS — Four miles of refuge trails will remain open during hunting season including the Twin Barns Loop Trail, the Ring Dike Trail, and 2 miles of the Brown Farm Dike Trail.

KNOW THE SIGNS



NATIONAL WILDLIFE REFUGE BOUNDARY

These signs are used to mark the boundaries of national wildlife refuges. You may enter the area only on designated access routes.



NO HUNTING ZONE

These signs are used to inform the public that no hunting is allowed beyond these signs.



AREA BEYOND THIS SIGN CLOSED

This area is closed to all entry. No hunting is permitted. No roads or trails are open to the public.

Nisqually National Wildlife Refuge

(No hunting is allowed on Nisqually National Wildlife Refuge)

