










GLACIAL FEATURES OF JACKSON HOLE
 from a map by
 Dr. F. M. Fryxell

Legend

-  Recent Alluvial Deposits
-  Pinedale Outwash Plain, Alluvial Terrace, and Fan.
-  Pinedale Glaciated Canyons and Moraine
-  Bull Lake Outwash Plain
-  Bull Lake Moraine
-  Buffalo Moraine
-  Formation Boundaries
-  Conspicuous Bluffs not on Formation Boundaries
-  Glacial Spillways