

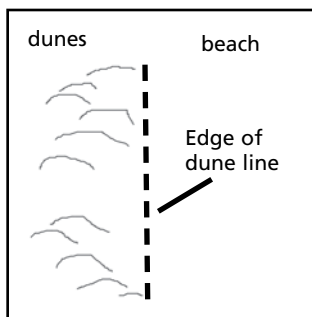


Beach Driving



A vehicle can be a great way to reach a remote camping spot, go surf fishing or just go shelling. But unless a vehicle is driven carefully it can also cause damage to the environment. In order for the park to continue to provide maximum recreation with minimal restriction, visitors must take responsibility of caring for and preserving the coastal environment. Please drive and ride responsibly so all may enjoy.

Regulations



Vehicles are permitted to drive and camp on the beach, seaward of the dunes, or in established signed areas only.

All Vehicles

- All drivers must be at least 16 years of age and possess a valid driver's license.
- Vehicles must meet all state license and safety requirements for that type of vehicle, and where required, must display a valid state inspection sticker.
- Vehicles are permitted only on the islands of North and South Core Banks.
- Drive only on officially marked routes and parking areas or on the open beach seaward of the dunes and down to the tide line. Driving is not permitted on the sound-side beaches.
- Vehicles may not enter areas closed for the protection of visitors, nesting birds and their young or sea turtle nests. Follow the detour signs around these areas - do not drive on *any* portion of the closed beach, regardless of tide level.

- The maximum speed limit is 25 mph or as posted. The speed limit is reduced to 15 mph in the cabin areas and within 100 feet of cabins, campsites or visitors.

All Terrain Vehicle (ATV) users

- Must wear eye protection and a helmet meeting U.S. DOT standards at all times.
- Passengers may not be carried unless the ATV was specifically designed by the manufacturer for a driver and passenger.

Seasonal Parking

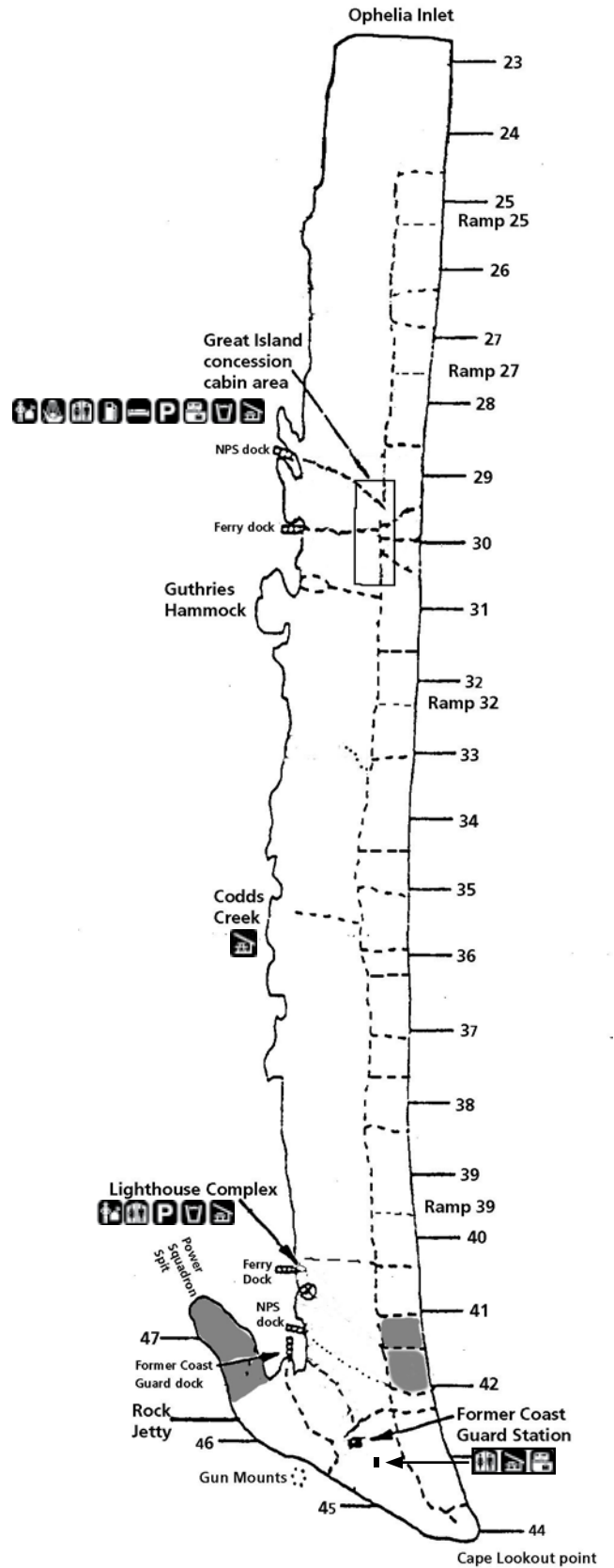
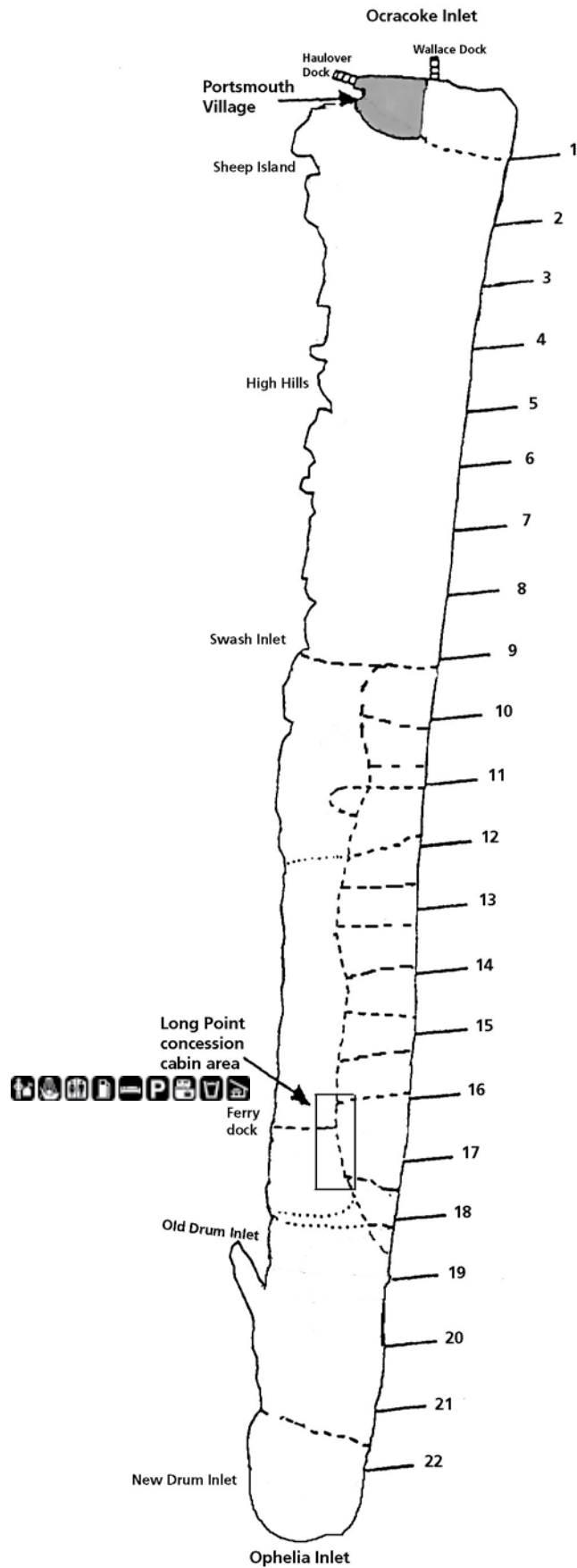
- All vehicles, ATVs, and trailers left unattended for over 24 hours must be parked in an official parking area and have a valid Cape Lookout vehicle permit. Permits are available Monday through Friday, during normal business hours, at the park headquarters on Harkers Island. Call 252-728-2250 for more information.

Hints for driving on the beach

- Four-wheel drive is a must for the beach. Two wheel drive and all-wheel drive vehicles generally do not have adequate traction and get stuck frequently. Be aware: Towing is limited and costly. Roadside assistance services do not come to our islands.
- Lower tire pressure in all tires before you drive onto the sand (15-20 psi usually works best). Remember to reinflate your tires as soon as possible after returning to paved roads.
- Carry an off-road kit containing : a tire pressure gauge, first aid kit, shovel, spare tire, air pump, tow rope, jack with base support board, extra boards for traction, water (since vehicles quickly overheat on the sand), and a fire extinguisher.
- Drive slowly and be alert for people walking or lying on the beach.
- Don't forget to check the weather and a tide table before your trip. Some portions of the beach are impassable at high tide or during bad weather.

North Core Banks

South Core Banks



- | | | | | | |
|--|----------------|--|---------------------------|--|---------------------------|
| | Ranger Station | | Drinking Water | | Area Closed to Vehicles |
| | Picnic Area | | Parking | | Vehicle trails and access |
| | Picnic Shelter | | Showers | | Authorized vehicles only |
| | Restrooms | | Sanitary disposal station | | |
| | Lodging | | Gas station | | |