

Summer, 1996

Crater Lake National Park
National Park Service
U.S. Department of the Interior

General Information



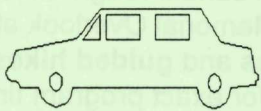
The 1996 summer schedule of activities and road opening dates will not be established until late May. In the meantime, we hope this flyer will provide the general information you have requested to plan your park visit. Please keep in mind that the amount of snow we receive during the winter/spring plays a large role in determining when we can open up the park roads and campgrounds for the summer season. As of mid-April, our winter has been an average snow year; however, we cannot predict what the weather will be like in the next few months. If you plan on visiting the park in late May/early June, you may wish to call the park prior to your visit for current openings. The summer edition of the park newspaper, *Reflections*, will be printed by May 15, 1996. *Reflections* is a wealth of information about the park and its activities. You will receive a copy of both

Reflections and the official park map when you enter the park. Unfortunately we cannot mail this material out due to the high cost of mailing.

There are two visitor information centers in the park, both located on the south side of the lake. A park ranger will be on duty to answer your questions and help you plan your visit. Backcountry permits and educational sales items are also available at the visitor centers. The Steel Information Center, located at park headquarters, is open daily from 9 a.m. until 5 p.m. The park video, *The Crater Lake Story*, can be viewed here. Our Rim Village visitor center is located along the south rim of the lake.

If you wish further park information, Crater Lake National Park is reached by contacting (541) 594 - 2211 extension 402 .

Roads and Trails

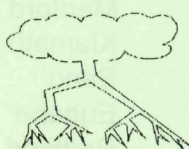
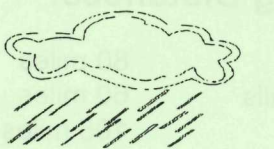


During the winter months, the 33 mile Rim Drive around Crater Lake is closed. We wish we could predict the exact date in advance for the Summer opening and Fall closing of the Rim Drive, but it varies from year to year with the changing weather conditions. We do open portions of the drive as it is cleared of snow. We can *generally* predict that the North Entrance to Crater Lake National Park and the West Rim Drive will be open by mid-June. The entire Rim Drive is typically clear of snow by early July. If you are planning an early summer visit, keep in mind you may need to enter the park through the South Entrance, **(open throughout the year)**, where the road leads to a spectacular view of Crater Lake at Rim Village. At any time of year, you should be prepared for potentially icy or wet pavement.

In a similar token, the park trails are often under snow until mid-July. Hikers and backpackers visiting before this time should be prepared for moderate to heavy amounts of snow cover on all park trails. Skis or snowshoes may be required in June, depending on the amount of snowfall. Backcountry permits for overnight trips are issued year round, free of charge, from both park visitor centers during regular hours of operation. Permits are not issued via the mail.

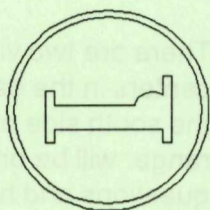
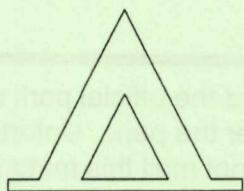
Crater Lake National Park has over 90 miles of maintained hiking trails for you to explore. This includes a 30 mile section of the Pacific Crest Trail. For trail conditions, weather forecast, and hiking suggestions, stop in and talk to a park ranger at one of our two visitor centers. Pets, bicycles, and firearms are prohibited on all park trails.

Weather and Visibility



Summer weather is fairly unpredictable at Crater Lake. Throughout the summer, there will be days when the Lake is completely covered in clouds and fog. We realize this can make for a disappointing visit, but hope that you can appreciate the more subtle beauty presented to you on these days. **May and June** can vary from warm, sunny days in the 60's to wet, rainy days with poor lake visibility. **July, August, and September** are your "best bets" for dry warmer weather. An average daytime high temperature during these three months is in the 70's, but can range from the 40's through low 80's. Temperatures cool off rapidly in the evening, with a typical nighttime low around 40F, while some nights dip below freezing. **October** usually presents cool but sunny Fall days and brings the start of winter snowfall by the end of the month.

Lodging and Camping



Camping: There are two campgrounds inside Crater Lake National Park. **Mazama Campground** (198 sites) is operated by the park's concessioner. It opens as soon as the snow melts, usually early to mid June. It is not on a reservation system, but generally there are plenty of sites available. **Lost Creek Campground** (16 sites, **tent camping only**) is operated by the National Park Service, opening in early July. **Outside** Crater Lake National Park, there are several U.S. Forest Service, Oregon State Park, and private campgrounds available within 20 to 40 miles. Inquire at the park visitor centers for specific locations.

Lodging inside the park: Overlooking Crater Lake, The 71 room **Crater Lake Lodge** will open for the summer season May 18, 1996 and close Oct. 20, 1996. Reservations are highly recommended well in advance. The 40 unit **Mazama Village Motor Inn** is located 7 miles from the lake on the south side of the park. This facility operates from May 18-Sept.29, 1996. **To make reservations for either of these accommodations, contact the Crater Lake Lodge, Inc. at (541) 830 - 8700 or by writing Crater Lake Lodge, Inc; P.O. Box 128; Crater Lake, Oregon 97604**

Lodging outside the park: When approaching the park (from any direction), you will find numerous motels within 15 to 40 miles of Crater Lake National Park.

Food, Drink, Gasoline, and Other Amenities

The park's concessioner operates a large complex on the South Rim of Crater Lake that includes a cafeteria, gift shop, and full service restaurant called the Watchman. In addition, the Crater Lake Lodge has a formal dining room (non-overnight guests are welcome). Gasoline, convenience items, showers, and laundry are all available at the Mazama Village Store, located adjacent to Mazama Campground on the south side of the park. The store is open from mid-May through mid-Oct.

A U.S. Post Office operates in the Steel Information Center from May through October of each year. The post office hours are 10 a.m. to 4 p.m. on weekdays and 10 a.m. to 2 p.m. on Saturdays.

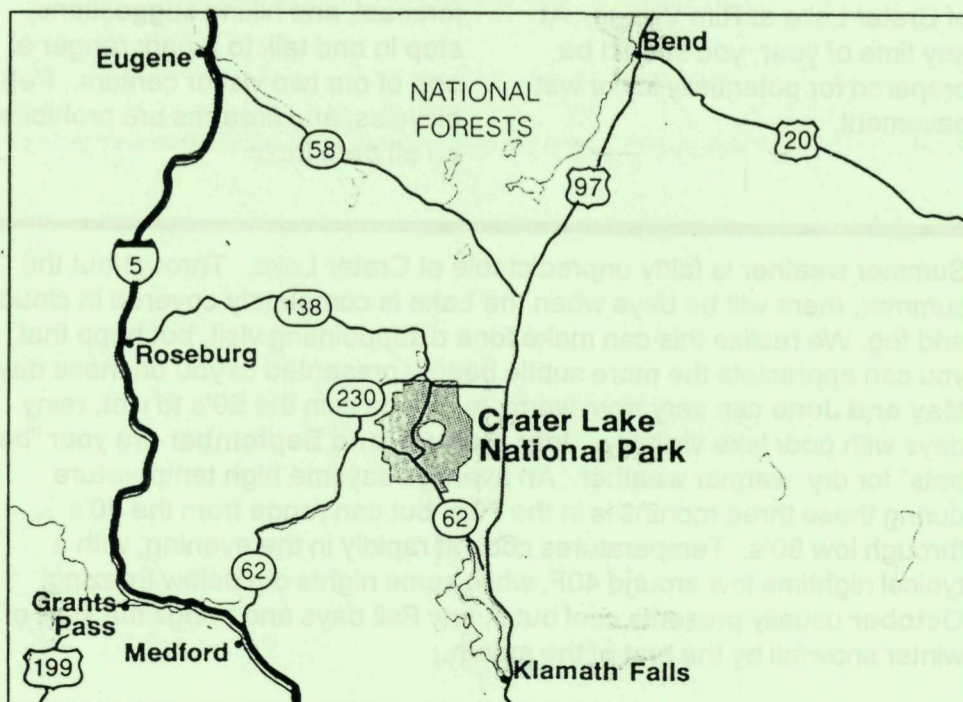
Ranger Led Programs and Educational Activities



Ranger-led programs are available from late June through September. **Boat tours** on Crater Lake generally begin the third or fourth week in June (depending on the weather) and end mid-Sept. 1996 ticket prices for the 2-hour ranger narrated boat tours will be \$11.75 per adult and \$5.50 per child under 12. **Safety note:** Boat tours on Crater Lake are accessible only by hiking the Cleetwood Trail, located on the north side of the lake. The trail is quite steep, descending over 700 feet in its one mile course. It should not be attempted by those with heart, lung, or leg problems.

Evening programs are held nightly at the Mazama Campground amphitheatre from the fourth week in June through Labor Day. **Geology talks** are held daily at the Sinnott Memorial Overlook at Rim Village. **We hope to offer Jr. Ranger programs and guided hikes** as well. Check at the park visitor center upon arrival for exact program times and locations.

Crater Lake National Park Regional Map



Driving Distances:

Medford	80 miles
Klamath Falls	60 miles
Bend	105 miles
Eugene	140 miles
Portland	250 miles
San Francisco	450 miles
Seattle	450 miles