



Food Storage Requirements



Food Storage Requirements



Bear Resistant Food Containers

- Bettles Ranger Station (907) 692-5494
(907) 692-6922
- Coldfoot Arctic Interagency Visitor Center
(907) 678-5209
- Anaktuvuk Pass Ranger Station
(907) 661-3520

In Alaska, the opportunity to see a bear in its natural environment is part of the wilderness experience visitors seek. Unfortunately, if a bear obtains human food or garbage from a visitor once, it will seek it out again. If the bear becomes a threat to human safety, it may be killed. That is why it is illegal to feed a bear on purpose or by carelessly leaving food or garbage where bears can get to it.

The National Park Service requires that food and garbage be stored in an approved bear resistant manner in all Alaskan parklands. In Gates of the Arctic this means visitors must use Bear Resistant Food Containers in the vast majority of the Park and Preserve.


As a courtesy to our visitors, a variety of Bear Resistant Food Containers are available for loan, free of charge, on a first come first serve basis.

The containers we offer are not the only approved types. To learn what other types are approved and available for purchase visit the Interagency Grizzly Bear Committee and the Interagency Black Bear Committee websites at:


<http://www.igbconline.org/>
<http://www.nps.gov/archive/seki/snrm/wildlife/sibbwg.htm>

Bear Resistant Food Containers available for loan from Gates of the Arctic National Park and Preserve

Back Packing Containers




Circumference:	2.25 ft
Height:	1.5 ft
Width:	0.7 ft
Weight w/lid &rim:	5 lbs
Volume:	.58 cubic feet




Circumference:	2.25 ft
Height:	1 ft
Width:	0.7 ft
Weight w/lid &rim:	3 lbs
Volume:	.3885 cubic feet

River Trip Containers




Circumference:	3.7 ft
Height:	.85 ft
Width:	1.2ft
Weight w/lid &rim:	10.5 lbs




Circumference:	3.7 ft
Height:	1.2 ft
Width:	1.2ft
Weight w/lid &rim:	12.5 lbs

Continued →


River Trip Containers Continued



Circumference: 3.7 ft
 Height: 2.45 ft
 Width: 1.2 ft
 Weight w/lid & rim: 13.5 lbs
 Volume: 3.78 cubic feet



Circumference: 3.7 ft
 Height: 2.7 ft
 Width: 1.2 ft
 Weight w/lid & rim: 15.5 lbs
 Volume: 4.16 cubic feet



Length: 1.8 ft
 Height: 2.45 ft
 Width: 1.2 ft
 Weight w/lid: 13.5 lbs

Coolers, ice chests, plastic packing boxes (totes, ActionPackers, etc) dry bags, blue dry barrels, tents, unmodified kayaks are **not** approved food storage devices.

Bear Resistant Food Container Tips

- **Food Selection:** For backpacking trips freeze dried and dense foods that are not overly smelly are best. River trips allow more flexibility but keep in mind that airplanes have weight limits and more food can mean a bigger plane. Talk to your air taxi operator about weight restrictions and weigh all your gear before leaving home.
- **Boat Selection:** The size of your boat will dictate what container(s) you can use which will in turn limit the amount of food you can take. If you are taking a 30 day float, a kayak is not the best boat choice. The amount of food you need, coupled with the inherent packing limitations of a kayak, make it very frustrating to meet the food storage requirement. A folding or inflatable canoe, or a raft is a better choice for long trips.
- **Food Packaging:** Remove all excess packaging from your food. Repackage items with bulky packaging into zip-seal plastic bags before you leave home. Many freeze dried foods have excess air in the packaging. Repackaging or at least removing excess air will make packing a backpacking barrel much easier. These efforts will save you time and frustration when you have checked out your container(s).
- **Packing:** Pack your food in a bag separate from your other gear for your trip north so when it is time to repack it into the container all your food is together.
- Call the Ranger Station in the community you are accessing the Park from right before you leave home to check on container availability.
- Bear Resistant Food Containers are not waterproof and do not float. Bring plastic trash bags to line your container and make sure all of your food is waterproof. Take extra care to secure your container if traveling via boat. While in the park store backpacking containers upside down.
- Do not use plastic barrels as a base for your stove.
- While cooking remove only the food you need and keep the rest sealed in your container. A bear can show up at the most unexpected time.
- Several smaller barrels are often easier to use in the field rather than one large container.
- Plastic barrel lids are strong but not indestructible, fit the lid carefully when you close it.