

ENJOY AN **airtour** VISIT MORE PLACES . . .  
HAVE MORE TIME THERE!



	To Great Falls, Montana	To Kalispell, Montana
<b>SAMPLE ROUND TRIP</b>	From—Chicago ..... \$252.00	From—Chicago ..... \$288.00
<b>JET DAY COACH</b>	Los Angeles ..... \$222.00	Los Angeles ..... \$224.00
<b>AIR FARES</b>	New York ..... \$356.00	New York ..... \$396.00
<b>INCLUDING TAX</b>	Denver ..... \$164.00	Denver ..... \$196.00
	San Francisco ... \$232.00	San Francisco ... \$216.00

Fly now . . . pay later plan available. The service of any ATC or IATA airline may be used in connection with tours in this folder. Fares shown above are subject to change without notice.

- ALLEGHENY • AMERICAN • BRANIFF • CONTINENTAL • EASTERN • FRONTIER  
HUGHES AIRWEST • NATIONAL • NORTH CENTRAL • NORTHWEST • OZARK  
PIEDMONT • SOUTHERN • TEXAS INTERNATIONAL • TRANSWORLD • UNITED • WESTERN

# GLACIER

## National Park



**BY TRAIN:** AMTRAK's streamlined Empire Builder between Chicago Seattle serves East Glacier and Belton (West Glacier).

**BY CAR:** Modern U.S. Highways 2, 89 and 93. From Canada, choose Alberta Highways 2, 5 or 6.

**BY BUS:** Lines connecting with Greyhound stop daily at East Glacier and Waterton, Alberta.

**RESPONSIBILITY:** Glacier Park, Inc. and selling agents act only in the capacity of agents for the passenger in all matters pertaining to accommodations, activities and transportation whether by airplane, railroad, bus or automobile, and as such, they shall not be liable for any injury, damage, loss, accident, delay or irregularity which may be occasioned either by reason of any defect in any vehicle, or through the acts or default of any company or person engaged in conveying the passenger, or in carrying out the arrangements of the tour, or otherwise in connection therewith. The passage contract in use by the airline and/or any other transport company concerned with issue shall constitute the sole contract between the airlines and/or other transportation company and purchaser of this tour and/or passenger.

For Reservations or Tour Information  
**SEE YOUR TRAVEL AGENT**

**COMPLETE CONVENTION FACILITIES AVAILABLE**  
All rates for tour packages are subject to change without notice.  
125M/1-79 Effective May 20 through Sept. 20, 1979 Printed in U.S.A.



## Arriving at Glacier...

**East Entrance—East Glacier**  
**Air:** Scheduled airlines to Great Falls, Montana (143 miles southeast of Glacier National Park). For transfer to East Glacier, see Bus section.  
**Auto:** Routes U.S. 2 and 89 to East Glacier  
**Bus:** Scheduled bus transportation available from Great Falls to East Glacier. Rental cars also available.  
**Rail:** Amtrak serves East Glacier.

**West Entrance—Belton (West Glacier)**  
**Air:** Scheduled airlines to Kalispell, Montana (20 miles west of west entrance). Private car available on request at reasonable fee to Lake McDonald.  
**Auto:** Take route U.S. 2 to West Glacier.  
**Rail:** Amtrak serves Belton (West Glacier)

**North Entrance—Prince of Wales Hotel, Waterton Lakes National Park, Canada**  
**Auto:** Highway 2, 5 and 6.  
**Bus:** Greyhound Lines of Canada arrives daily at 2:45 p.m. and departs at 3:35 p.m. for Calgary and Banff. Effective dates: June 21–Sept. 4.



**Glacier Park Camp Stores**  
 There are four camp stores in Glacier National Park offering a variety of groceries, sporting supplies, film, camping equipment and many souvenirs. These are located at Lake McDonald Lodge, Rising Sun Motor Inn, Swiftcurrent Motor Inn and Two Medicine Lake.  
 Four service stations are within the Park for the convenience of the automobile traveller.

May 15–September 15  
**Glacier Park, Inc.**  
 East Glacier Park, Montana 59434  
 Telephone (406) 226-4841

September 15–May 15  
**Glacier Park, Inc.**  
 1735 E. Ft. Lowell, Tucson, AZ 85719  
 Telephone (602) 795-0377

# Montana

# Scenic Tours



## ITCATM-GPIHX3 For guests arriving by either car or train at Belton.

ARRIVE: BELTON (WEST GLACIER) DEPART: WATERTON LAKES

	PER PERSON RATES: ONE ROOM:				Child (under 12)
	Single	Double	Triple	Quad	
Tourist	\$159.25	\$123.25	\$111.30	\$101.75	
Standard	\$174.25	\$131.25	\$116.95	\$109.75	\$53.25

**FIRST DAY**—Arrive at Belton (West Glacier). Scenic coach drive (11 miles) to Lake McDonald Lodge for dinner and lodging.

**SECOND DAY**—Breakfast at Lake McDonald Lodge. Scenic coach leaves at 8:50 a.m. for 60 mile drive over Going-to-the-Sun Road to Many Glacier Hotel for lunch, dinner and lodging. Launch cruise on Swiftcurrent and Josephine Lakes in the afternoon.

**THIRD DAY**—Breakfast at Many Glacier Hotel. Scenic coach leaves at 10:10 a.m. for 52 mile drive to Prince of Wales Hotel for lunch, dinner and lodging. International Launch cruise on Waterton Lake in the afternoon.

**FOURTH DAY**—Breakfast and lunch at the Prince of Wales Hotel before departing via bus.

## ITCATM-GPIHW3 For guests arriving by either car or train at Belton.

ARRIVE: BELTON (WEST GLACIER) DEPART: EAST GLACIER

	PER PERSON RATES: ONE ROOM:				Child (under 12)
	Single	Double	Triple	Quad	
Tourist	\$148.75	\$115.75	\$104.80	\$ 99.25	
Standard	\$163.75	\$123.25	\$109.75	\$103.00	\$49.50

**FIRST DAY**—Arrive Belton (West Glacier). Scenic coach drive (11 miles) to Lake McDonald Lodge for dinner and lodging.

**SECOND DAY**—Breakfast at Lake McDonald Lodge. Scenic coach leaves at 8:50 a.m. for 60 mile drive over Going-to-the-Sun Road to Many Glacier Hotel for lunch, dinner and lodging. Launch cruise on Swiftcurrent and Josephine Lakes in the afternoon.

**THIRD DAY**—Breakfast at Many Glacier Hotel. Scenic coach leaves at 10:00 a.m. for 54 mile drive to Glacier Park Lodge for lunch, dinner and lodging. Launch cruise on Two Medicine Lake in the afternoon.

**FOURTH DAY**—Breakfast at Glacier Park Lodge before departing via bus or Eastbound Empire Builder Train #8.

## ITCATM-GPIHW4 For guests arriving by either car or train at Belton.

ARRIVE: BELTON (WEST GLACIER) DEPART: EAST GLACIER

	PER PERSON RATES: ONE ROOM:				Child (under 12)
	Single	Double	Triple	Quad	
Tourist	\$214.75	\$167.75	\$152.15	\$144.25	
Standard	\$234.75	\$178.25	\$159.45	\$150.00	\$58.75

**FIRST DAY**—Arrive Belton (West Glacier). Scenic coach drive (11 miles) to Lake McDonald Lodge for dinner and lodging.

**SECOND DAY**—Breakfast at Lake McDonald Lodge. Scenic coach leaves at 8:50 a.m. for 60 mile drive over Going-to-the-Sun Road to Many Glacier Hotel for lunch, dinner and lodging. Launch cruise on Swiftcurrent and Josephine Lakes in the afternoon.

**THIRD DAY**—Breakfast at Many Glacier Hotel. Scenic coach leaves at 10:10 a.m. for 52 mile drive to Prince of Wales Hotel for lunch, dinner and lodging. International Launch cruise on Waterton Lake in the afternoon.

**FOURTH DAY**—Breakfast at the Prince of Wales Hotel. Scenic coach leaves at 8:15 a.m. for 80 mile drive to Glacier Park Lodge for lunch, dinner and lodging. Launch cruise on Two Medicine Lake in the afternoon.

**FIFTH DAY**—Breakfast at Glacier Park Lodge before departing via Eastbound Empire Builder Train #8 or bus.

## ITCATM-GPIHE3 For guests arriving by either bus or train at Glacier Park Lodge.

ARRIVE: GLACIER PARK STATION, EAST GLACIER DEPART: BELTON (WEST GLACIER)

	PER PERSON RATES: ONE ROOM:				Child (under 12)
	Single	Double	Triple	Quad	
Tourist	\$146.25	\$113.25	\$102.30	\$ 96.75	
Standard	\$161.25	\$120.75	\$107.25	\$100.50	\$49.50

**FIRST DAY**—Arrive at Glacier Park Lodge for dinner and lodging.

**SECOND DAY**—Breakfast at Glacier Park Lodge. Scenic coach leaves at 8:30 a.m. for 54 mile drive to Many Glacier Hotel for lunch, dinner and lodging. Launch cruise on Swiftcurrent and Josephine Lakes in the afternoon.

**THIRD DAY**—Breakfast at Many Glacier Hotel. Scenic coach leaves at 8:45 a.m. for 60 mile drive via Going-to-the-Sun Road to Lake McDonald Lodge for lunch, dinner and lodging.

**FOURTH DAY**—Breakfast and lunch at Lake McDonald Lodge. Scenic coach drive (11 miles) to Belton (West Glacier) for Westbound Empire Builder Train #7 connection or car.

## ITCATM-GPIHE4 For guest arriving by either bus or train at Glacier Park Lodge.

ARRIVE: GLACIER PARK STATION, EAST GLACIER DEPART: BELTON (WEST GLACIER)

	PER PERSON RATES: ONE ROOM:				Child (under 12)
	Single	Double	Triple	Quad	
Tourist	\$212.25	\$165.25	\$149.65	\$141.75	
Standard	\$232.25	\$175.75	\$156.95	\$147.50	\$72.00

**FIRST DAY**—Arrive at Glacier Park Lodge for dinner and lodging.

**SECOND DAY**—Breakfast at Glacier Park Lodge. Scenic coach leaves at 8:30 a.m. for 80 mile drive to the Prince of Wales Hotel for lunch, dinner and lodging. International Launch cruise on Waterton Lake in the afternoon.

**THIRD DAY**—Breakfast at Prince of Wales Hotel. Scenic coach leaves at 8:15 a.m. for 52 mile drive to Many Glacier Hotel for lunch, dinner and lodging. Launch cruise on Swiftcurrent and Josephine Lakes in the afternoon.

**FOURTH DAY**—Breakfast at Many Glacier Hotel. Scenic coach leaves at 8:45 a.m. for 60 mile drive over Going-to-the-Sun Road to Lake McDonald Lodge for lunch, dinner and lodging.

**FIFTH DAY**—Breakfast and lunch at Lake McDonald Lodge. Scenic coach drive (11 miles) to Belton (West Glacier) for Westbound Empire Builder Train #7 connection or car.

## ITCATM-GPIHW5 For guests arriving by either car or train at Belton (West Glacier).

ARRIVE: BELTON (WEST GLACIER) DEPART: EAST GLACIER

	PER PERSON RATES: ONE ROOM:				Child (under 12)
	Single	Double	Triple	Quad	
Tourist	\$260.50	\$202.50	\$183.25	\$173.50	
Standard	\$285.50	\$215.50	\$192.20	\$180.50	\$88.25

**FIRST DAY**—Arrive at Belton (West Glacier). Scenic coach drive (11 miles) to Lake McDonald Lodge for dinner and lodging.

**SECOND DAY**—Breakfast at Lake McDonald Lodge. Scenic coach leaves at 8:50 a.m. for 60 mile drive over Going-to-the-Sun Road to Many Glacier Hotel for lunch, dinner and lodging.

**THIRD DAY**—Breakfast, lunch, dinner and lodging at Many Glacier Hotel. Launch cruise on Swiftcurrent and Josephine Lakes.

**FOURTH DAY**—Breakfast at Many Glacier Hotel. Scenic coach leaves at 10:10 a.m. for 52 mile drive to Prince of Wales Hotel for lunch, dinner and lodging. International Launch cruise on Waterton Lake in the afternoon.

**FIFTH DAY**—Breakfast at the Prince of Wales Hotel. Scenic coach leaves at 8:15 a.m. for 80 mile drive to Glacier Park Lodge for lunch, dinner and lodging. Launch cruise on Two Medicine Lake in the afternoon.

**SIXTH DAY**—Breakfast and lunch at Glacier Park Lodge before departing via Westbound Empire Builder Train #7 or bus.

## ITCATM-GPIHE5 For guests arriving by either bus or train at Glacier Park Lodge.

ARRIVE & DEPART: GLACIER PARK STATION, EAST GLACIER

	PER PERSON RATES: ONE ROOM:				Child (under 12)
	Single	Double	Triple	Quad	
Tourist	\$265.00	\$207.00	\$187.75	\$178.00	
Standard	\$290.00	\$220.00	\$196.70	\$185.00	\$89.25

**FIRST DAY**—Arrive at Glacier Park Lodge for dinner and lodging.

**SECOND DAY**—Breakfast at Glacier Park Lodge. Scenic coach leaves at 8:30 a.m. for 80 mile drive to Prince of Wales Hotel for lunch, dinner and lodging. International Launch cruise on Waterton Lake in the afternoon.

**THIRD DAY**—Breakfast at the Prince of Wales Hotel. Scenic coach leaves at 8:15 a.m. for 52 mile drive to Many Glacier Hotel for lunch, dinner and lodging. Launch cruise on Swiftcurrent and Josephine Lakes in the afternoon.

**FOURTH DAY**—Breakfast at Many Glacier Hotel. Scenic coach leaves at 8:45 a.m. for 60 mile drive via Going-to-the-Sun Road to Lake McDonald Lodge for lunch, dinner and lodging.

**FIFTH DAY**—Breakfast at Lake McDonald Lodge. Scenic coach leaves at 9:20 a.m. for drive via Highway 2 (Teddy Roosevelt Highway) following the Middle Fork of the Flathead River through Lewis and Clark National Forest over Marias Pass to Glacier Park Lodge for lunch, dinner and lodging. Launch cruise on Two Medicine Lake in the afternoon.

**SIXTH DAY**—Breakfast at Glacier Park Lodge before departing via Eastbound Empire Builder Train #8 or bus.

Services rendered may fluctuate price of tour, depending on times of arrival and departure.

# GLACIER National Park

A vast and rugged recreation wilderness embracing over a million acres of spectacular beauty, Glacier National Park is a land of lofty mountain peaks and luxuriant meadows. Alpine glaciers, sparkling lakes, broad valleys and dense forests compose the magnificent scenery of this famous preserve. Glacier National Park is a haven for countless varieties of delicate wildflowers and the many species of wild animals protected within its boundaries.

When you visit Glacier you'll experience the feeling of uplift and peace that inspired Congress to establish the park in 1910, as a permanent legacy for future generations. You'll enjoy riding and hiking the miles of natural trails, photographing the incomparable vistas as you travel by car or colorful tour bus, and relaxing in the seven beautiful lodges depicted in this folder. Operated by Glacier Park, Inc., these fine accommodations offer easy access to all the excitement of the park, and all the services you'll need to create a perfect vacation.

An adventure in splendor and serenity awaits you—Glacier National Park, Montana!



**3 PRINCE OF WALES HOTEL** 82 rooms  
A touch of the Old World marks the distinctive atmosphere of this unique hotel at Waterton Lakes National Park in neighboring Canada. Employees in kilts and tartans serve you with a tradition of friendliness and courtesy. For your leisure moments the dining room offers a distinctive Canadian Menu, and the Windsor Lounge features congeniality, entertainment, and a majestic view of Waterton Lake and mountains which is reminiscent of the highlands of Scotland.

**RATES PER ROOM:**  
Open June 9 through Sept. 16

	One Person	Two Persons	Three Persons	Add'l Person
Tourist	\$30.00	\$32.00	\$34.00	\$2.00
Standard	\$35.00	\$38.00	\$41.00	\$3.00
Suite	\$60.00	\$60.00		

**4 SWIFTCURRENT MOTOR INN AND CABINS** 84 rooms  
The motel and cabin facilities are near the shores of lovely Swiftcurrent Lake in the center of the park and offer just about everything. The coffee shop offers a full menu. Accommodations are cozy and comfortable with a magnificent view in every direction. Should you wish to take one of the dozens of nearby mountain trails, the complete campstore can provide everything you need from food to film to fishing gear.

**RATES PER ROOM:**  
Open June 22 through Sept. 9

	One Person	Two Persons	Three Persons	Add'l Person
Motel w/Full Bath	\$23.00	\$25.00	\$27.00	\$2.00
One Bedroom Cabin (without Bath)	\$10.00	\$12.00		
Two Bedroom Cabin (without Bath)		\$15.00	\$17.00	\$2.00



**MANY GLACIER HOTEL** 191 rooms  
This Alpine hostelry, largest in the park, is located in the "Switzerland of North America" on the shores of Swiftcurrent Lake, in the very heart of Glacier. The "Showplace of the Rockies" is known for its excellent food, relaxing cocktail lounges, and the variety of high quality student entertainment offered every evening. Located at the foot of Glacier's thousand miles of trails, it is the hub of the park's activities. It features nightly illustrated ranger-naturalist talks.

**RATES PER ROOM:**  
Open June 15 through Sept. 16

	One Person	Two Persons	Three Persons	Add'l Person
Tourist	\$25.00	\$28.00	\$31.00	\$3.00
Standard	\$30.00	\$33.00	\$36.00	\$3.00
Suite	\$50.00	\$50.00		



**2 LAKE McDONALD LODGE** 101 rooms  
Nestled in the deep forest on the west side of the Continental Divide on the shore of the park's largest glacial water basin. Tranquility is the keynote here, where the massive lobby fireplace lends a warm atmosphere that has made the lodge famous. Here there are ranger-naturalist programs nightly. If your taste is for outdoor fun you'll find it in fishing, boating, horseback riding, and the long and arduous or short and easy hikes for which the area is rightly noted.

**RATES PER ROOM:**  
Open June 9 through Sept. 16

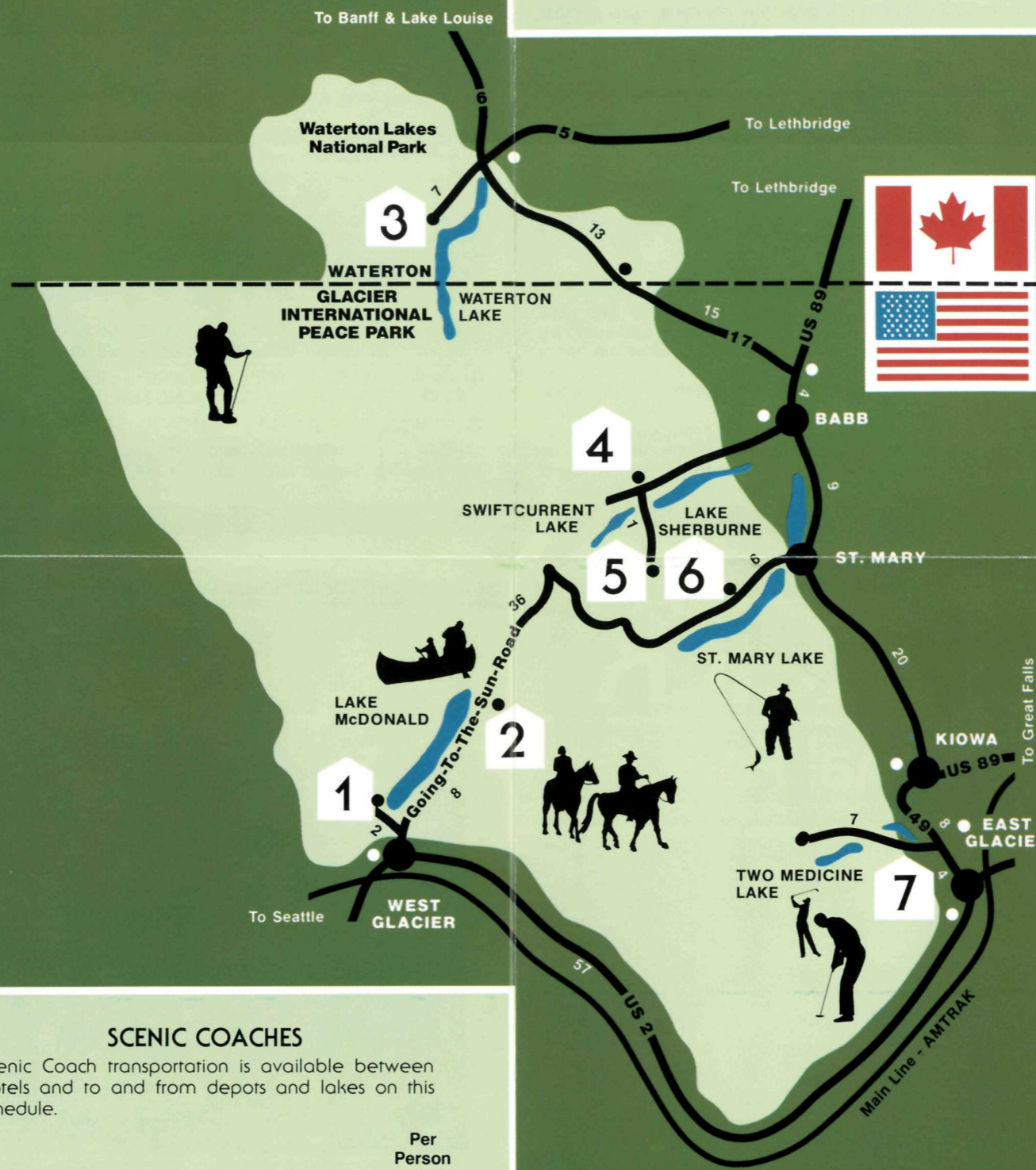
	One Person	Two Persons	Three Persons	Add'l Person
Tourist		\$28.00	\$31.00	\$3.00
Standard	\$30.00	\$33.00	\$36.00	\$3.00
Cabin	\$20.00	\$23.00	\$26.00	\$2.00
Motel	\$24.00	\$26.00	\$28.00	\$2.00



**1 THE VILLAGE INN** 36 rooms  
Only minutes away from the park's scenic West Entrance at Belton (West Glacier), the Village Inn on the shore of Lake McDonald in Apgar Village offers a view unparalleled. From every one of the ultramodern rooms your vista is of shimmering lake and snow-topped peaks. If you like to cook there are kitchen units completely furnished with utensils and dishes. If not, there is nearby Lake McDonald Lodge, where a host of fine food and beverages await the motoring traveler.

**RATES PER ROOM:**  
Open May 26 through Sept. 16

	One Person	Two Persons	Three Persons	Add'l Person
One Bedroom—1 Bed	\$24.00	\$24.00		
2 Beds		\$26.00		
Two Bedroom	\$29.00	\$31.00	\$2.00	
Kitchen Bedroom	\$31.00	\$33.00	\$2.00	
Two Bedroom—Living Room	\$34.00	\$36.00	\$2.00	



## SCENIC COACHES


Scenic Coach transportation is available between hotels and to and from depots and lakes on this schedule.

	Leave	Arrive	Per Person Rates
<b>GLACIER PARK LODGE to</b>			
Prince of Wales Hotel	8:30 a.m.	11:50 a.m.	\$12.00
Many Glacier Hotel	8:30 a.m.	9:45 a.m.	\$ 8.00
Two Medicine Lake	1:30 p.m.	2:00 p.m.	\$ 2.25
<b>TWO MEDICINE LAKE to</b>			
Glacier Park Lodge	4:30 p.m.	5:00 p.m.	\$ 2.25
<b>MANY GLACIER HOTEL to</b>			
Lake McDonald Lodge	8:45 a.m.	11:45 a.m.	\$ 9.50
Glacier Park Lodge	10:00 a.m.	11:50 a.m.	\$ 8.00
Prince of Wales Hotel	10:10 a.m.	11:50 a.m.	\$ 8.00
<b>PRINCE OF WALES HOTEL to</b>			
Glacier Park Lodge	8:15 a.m.	11:50 a.m.	\$12.00
Many Glacier Hotel	8:15 a.m.	9:45 a.m.	\$ 8.00
<b>LAKE McDONALD LODGE to</b>			
Belton (West Glacier)	BY RESERVATION		\$ 2.00
Many Glacier Hotel	8:50 a.m.	11:40 a.m.	\$ 9.50
<b>BELTON (WEST GLACIER) to</b>			
Lake McDonald Lodge	BY RESERVATION		\$ 2.00

*Children under 12 half fare*

American Plan available on request. Three meals per day at the four hotels only. In the hotels only, there is no lodging charge for children under 12 occupying a room with an adult if no additional facilities are required.  
Rollaway: \$3.00 per day. Crib: \$2.00 per day.

\*Rates Subject To National Park Service Approval.



**6 RISING SUN MOTOR INN AND CABINS** 71 rooms  
On world-famous Going-to-the-Sun Road these modern motel units and cabins offer a spectacular view of "The Land of Shining Mountains" and sparkling St. Mary's Lake. Just seven miles inside the park entrance from U.S. 89, Rising Sun is one of the most popular resting spots for visitors who ask for good food, relaxation, and peaceful surroundings after a full day of sightseeing.

**RATES PER ROOM:**  
Open June 9 through Sept. 16

	One Person	Two Persons	Three Persons	Add'l Person
Motel	\$23.00	\$25.00	\$27.00	\$2.00
Cabin	\$20.00	\$22.00	\$24.00	\$2.00

**7 GLACIER PARK LODGE** 155 rooms  
At the eastern gateway to the park (East Glacier, Montana). Here there is much to do. The spectacular nine hole, 3350 yard golf course is a joy to amateur and pro alike. You can swim in the beautiful heated pool, ride horseback across the wide valley and up into the wooded foothills, fish in glacier fed lakes and streams, or simply relax in the colorful gardens which surround the lodge. Evenings offer entertainment in the Medicine Lounge or occasional naturalist lectures.

**RATES PER ROOM:**  
Open June 9 through Sept. 16

	One Person	Two Persons	Three Persons	Add'l Person
Tourist	\$25.00	\$28.00	\$31.00	\$3.00
Standard	\$30.00	\$33.00	\$36.00	\$3.00
Suite	\$50.00	\$50.00		