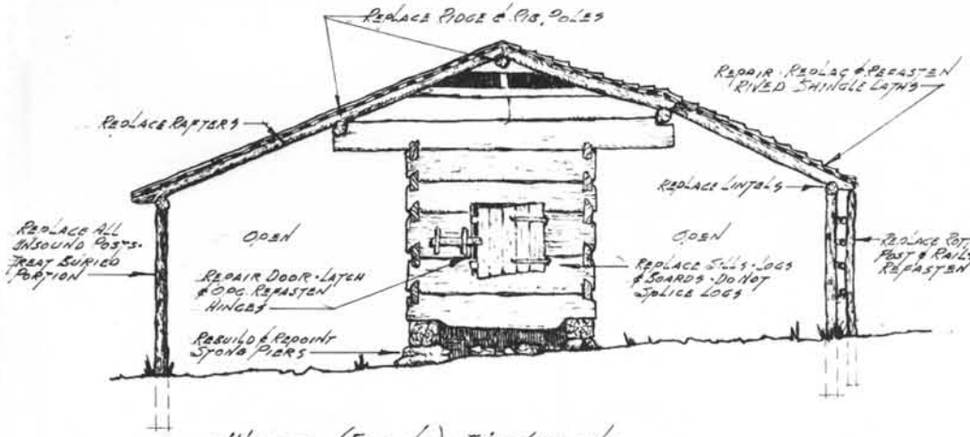

· WEST · (FRONT) · ELEVATION ·

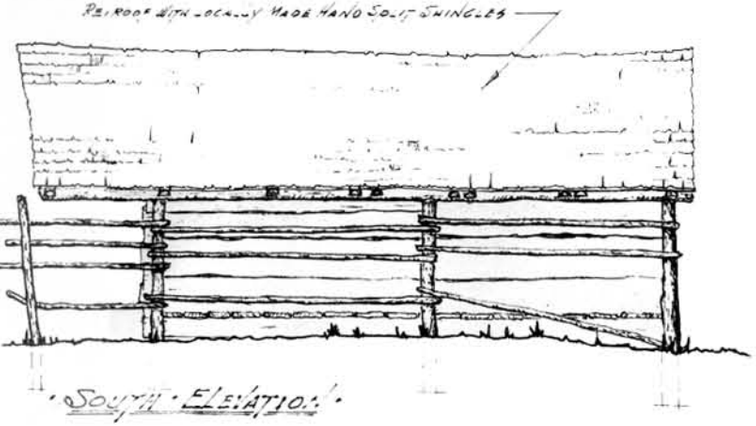

· SOUTH · ELEVATION ·

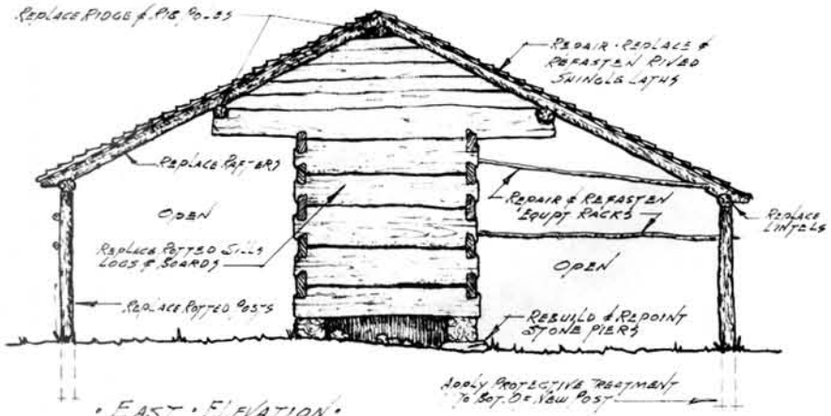

· EAST · ELEVATION ·

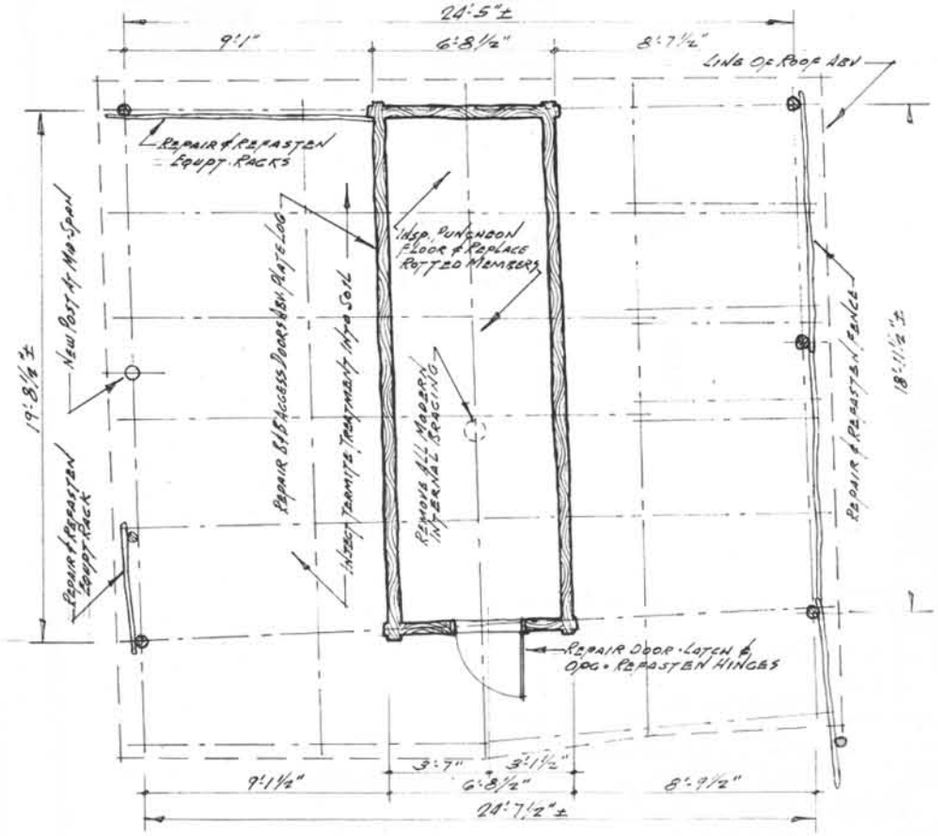

· FLOOR · PLAN ·

BASIC DATA · FIELD MEASUREMENTS BY R. JONES · 11·68 ·

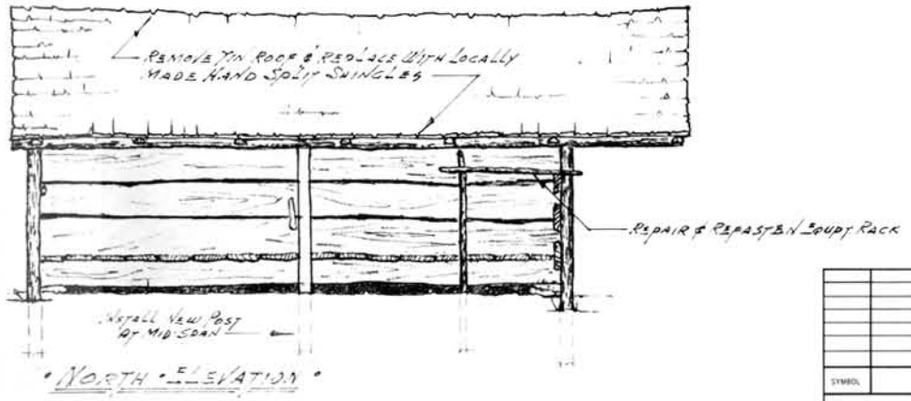

· NORTH · ELEVATION ·

1 0 2 4 6 8 10

6

· SCALE · 3/8" = 1'-0"

GENERAL NOTES AND SPECIFICATIONS

1. WORKMANSHIP - All work shall be performed by artisans skilled in log construction, employing original methods and techniques. Where it is necessary to replace portions and components of the building, the existing item shall be used as a model. The restored structure shall retain the primitive character of the original building.

2. STONE FOUNDATION - Repair, repoint, and rebuild where necessary using existing stones gathered at the building site.

3. LOG WALLS - Replace all unsound wall logs and boards. Reinstall all loose boards. Logs shall not be spliced.

4. SHEDS - Replace unsound posts supporting the two lintel. Install new post as indicated at north shed. Buried ends of new post shall be painted with asphalt or similar protective coating. Inspect shed lintels and replace as necessary. Replace unsound fence rails and post at south shed. Refasten rails. Buried portions of fence post to be given protective coating.

5. ROOF - Remove all modern internal roof bracing. Replace ridge and rib poles. Install new rafters (double rafters on south shed to be removed). Replace shingle laths as required. Reroof using locally made hand split shingles. New shingles to be the same size and thickness and laid with the same exposure as the original shingles.

6. DOOR - Repair door and wood bar and replace missing parts to make operative. Refasten hinges.

7. PUNCHEON FLOOR - Inspect puncheon floor and replace any unsound puncheons. Paint underside with asphalt before installation.

8. MISC. ITEMS - Replace missing pegs as indicated by holes in the wall logs.

9. COLOR TREATMENT - All replacement wood members, after being cut, sized, notched, etc., but before installation shall be colored to match adjacent wood. The technique and method of coloring shall be at the discretion of the project supervisor.

10. PRESERVATIVE AND WATERPROOFING TREATMENT - All new timbers after cutting, notching, etc., but before installation shall be given a preservative and waterproofing treatment according to the manufacturers instructions for the chemical used. The bottom surface of all sill logs in contact with the stone foundation and all notches, scores, cuts, etc., shall be painted with coal-tar creosote in such a manner as not to be visible when assembled. Existing timbers shall be treated in a like manner.

11. TERMITE TREATMENT - All ground under the building, and for note less than two feet outside of the building perimeter shall be injected with a commercial termite treatment in accordance with the manufacturers directions for the chemical used.

12. GRADING - After all foundation backfill has settled, fill and compact all low areas to bring to grade. Fine grade to a uniform slope of 2 inches in 5 feet to direct surface water away from the building.

13. CLEAN-UP - After all work is completed all trash, debris, construction materials and equipment shall be removed and the site left "Broom Clean."

ORIENTATION

PREPARED	S. Hugh R. Jones
DESIGNED	S. Hugh Jones
DRAWN	
CHECKED	

SYMBOL	DESCRIPTION OF REVISION	DATE	SURNAME

UNITED STATES
DEPARTMENT OF THE INTERIOR
NATIONAL PARK SERVICE
OFFICE OF ARCHEOLOGY AND HISTORIC PRESERVATION
DIVISION OF HISTORIC ARCHITECTURE

TITLE OF DRAWING: · RESTORATION · WALKER SISTERS COMPLEX ·
LOCATION WITHIN PARK: · LITTLE GREENBRIER ·
NAME OF PARK: · GREAT SMOKY MOUNTAINS NATL. PK ·

SHEET TITLE · CORN CRIB · RESTORATION ·

REGION: SOUTHEAST
PCP: B-096
DRAWING NO.: 133 94001
DATE: 7-3-69
SHEET 2 OF 2