




Junior Junior Rangers!

For children up to age 6.



Begin by drawing a picture of yourself in Catoctin Mountain Park.

Then complete the activities in this booklet to earn your badge.



Junior Ranger Certification



Name _____

I certify that the Junior Ranger above has explored, learned, and protected Catoctin Mountain Park to the best of his or her ability.

Ranger Signature



Park Stamp

Explore!



Do you have a camera?

Take a picture of something in the park and show it to the ranger!

Draw a line between the pictures and the places on the map where you can do these things. Hint: use the symbols.



A detailed map of Catoctin Mountain Park (National Park Service) showing various trails, landmarks, and symbols. The map includes labels for 'Cunningham Falls', 'Hunting Creek Lake', 'Frank Bantz Memorial Lake', and 'Visitor Center'. It also features several icons: a horse and rider, a mountain peak, a hiker, a wheelchair, a picnic table, a campfire, and a camera. The map is overlaid with the activity photos from the surrounding blocks.

Learn!

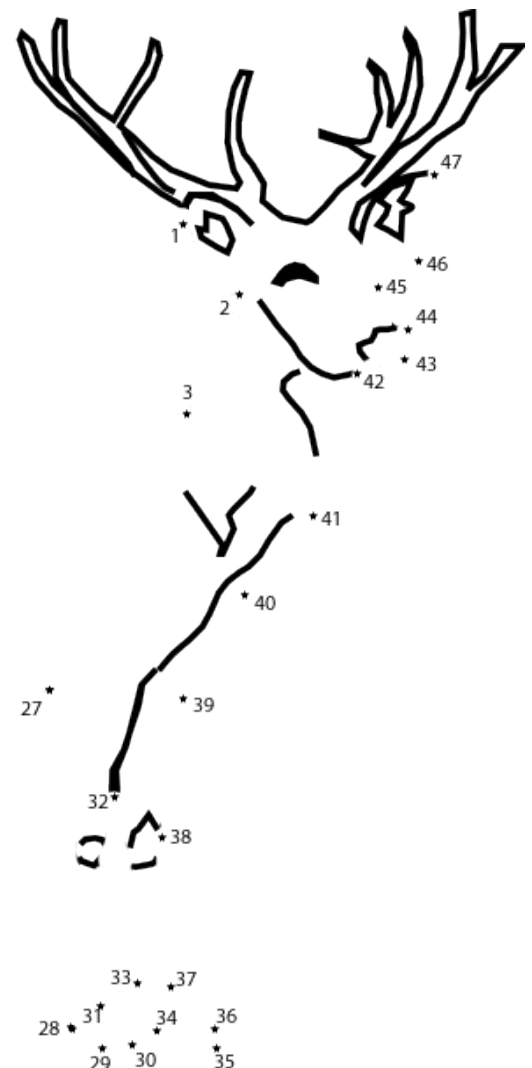



Tell the ranger something you learned about the park.

Take a leaf rubbing. Find an interesting leaf, place it under this paper, and color the paper with your pencil or crayon.



Connect the dots to complete a common family in the park.




Protect!



How did you prepare for your trip today?

Help these people do the right thing in their park. Fix the drawings.



Hint: dogs need leashes.



Hint: fires need to be attended or put out.



Hint: hikers need water, sun protection, maybe long pants, anything else?



Hint: trash needs to go in a trash can.