



Become a Craters of the Moon : Junior Ranger



Learn about the amazing resources of this National Monument and how you can help take care of them by printing the booklet and completing the activities:

- ___ Complete 3 activities if you are under 6 years old.
- ___ Complete all of the activities if you are 6 years old or older.

After completing the booklet fill out the certificate on the last page and mail the completed booklet to the address listed on the certificate. Rangers will review and return it with a Craters of the Moon sticker.

Symbols

The National Park Service (NPS) and the Bureau of Land Management (BLM) share the responsibility of taking care of this special place along with Junior Rangers and all Americans.

Each part of these symbols represents different resources that can be found in this park and other public lands across the country.

Color in the symbol and identify:

- The arrowhead shape
- Tree
- Lake, river
- Buffalo
- Mountain



Learn more about park resources and the rangers that protect them on the next few pages of this book.

(Your Name)



Law Enforcement Ranger



National Park Service
Bureau of Land Management
U.S. Department of the Interior



Safety

Law Enforcement Rangers protect the park and the people who visit.

Safety is their top priority.

Circle everything this Junior Ranger has with her to safely hike to and explore a lava tube cave in the park on a hot summer day.

Protecting Park Resources


As a Junior Ranger, it is your job to help protect Craters of the Moon. Can you help by circling the people who are not following rules in the picture below?

Someone feeding the animals.

Someone walking off trail.

Someone picking up rocks.

Any others?





Pika Code

Resource Rangers help take care of the wide variety of plants and animals that are found in the park. As a Junior Ranger you can help protect wildlife by learning more about them.

The pika - a small, furry creature normally found only high on mountain slopes - lives at Craters of the Moon among crevices in the rocky lava flows. Use the SECRET CODE to learn more about the pika.

SECRET CODE																		
1	2	3	4	5	6	7	8	9	10	11	12	13	14	15	16	17	18	19
b	h	r	i	n	c	e	s	o	q	u	a	k	x	m	y	p	l	t

Pika:

Like to make their in rockslides and in rocky crevices.
2 9 15 7 8

Store grasses and herbs in " " as food storage.
2 12 16 17 4 18 7 8

Make high-pitched when people approach.
8 10 11 7 12 13 8

Need temperatures - below about eighty degrees F - to survive.
6 9 9 18



Live where few ever go.
17 7 9 17 18 7

Are part of the family.
3 12 1 1 4 19

Don't have a visible .
19 12 4 18

Help the Pika find its home by guiding it through the lava tube.





Geology Coloring Page

One of the main resources that Rangers take care of here are the rocks and lava flows found in this volcanic wonderland.


Color in the different geological resources that can be found at Craters of the Moon.




Pahoehoe lava



Cinder



Cave Collapse



A'a lava



Spatter Cones



Shoshone Story

Interpretation Rangers help visitors enjoy the park by answering questions and telling visitors all about park resources. Besides natural resources there are cultural resources at Craters of the Moon. They include arrowheads and ancient rock circles left here by Shoshone-Bannock people. Rangers sometimes share stories to help visitors understand the cultural history of the park.

Draw a picture to illustrate the Shoshone story about how Craters of the Moon was formed.

A **serpent** trying to nap on the **mountain** above the Snake **River** was angered by **lightning** that disturbed its sleep.

It coiled around and squeezed the mountain until pressure caused **rocks** to crumble, stones to melt, and fire to shoot out of the **cracks**.

Liquid rock flowed from the fissures and the mountain exploded.

The heat killed the slow-moving serpent and the hot rock roasted its flesh.

Today, we see the ashes (**cinders**) and charred bones (**pahoehoe lava**) of the serpent on the landscape.

Ask A Ranger

Go ahead and ask us a question and tell us what you are doing at home to share what you know and to take care of special places like Craters of the Moon.

E-mail questions and comments to crmo_information@nps.gov

Example questions - you can use these or come up with some of your own:

- * What types of animals are commonly seen by visitors at Craters of the Moon?
- * How are lava tubes formed?
- * What does it take to become a Park Ranger, can I become one?
- * How can I help protect the resources at this park?



Geo-Ranger

National Park Service
Bureau of Land Management
U.S. Department of the Interior



Send completed booklet to:

Craters of the Moon National Monument and Preserve
P.O. Box 29
Arco, ID 83213
email: crmo_information@nps.gov



Craters of the Moon Geo-Ranger Pledge:

As a Junior Ranger, I promise to...

- * Protect all the animals, plants and other resources at Craters of the Moon;
- * Learn all I can about national parks and help others learn about these special places;
- * Be kind to the Earth in national parks and at home.

Name _____

Address _____



For more information on Craters of the Moon National Monument and Preserve, go to WWW.NPS.GOV/CRMO
Learn more about Craters of the Moon and earn a patch by visiting Craters of the Moon and becoming a Lunar Ranger.
If you would like to become a Web Ranger and earn another certificate, go to WWW.NPS.GOV/WEBRANGERS

