

Adventures in

DEVILS TOWER



Devils
Tower
National
Monument

Official
**JUNIOR
RANGER**
Activity Book

Welcome to
DEVILS TOWER
National Monument

To Earn Your Junior Ranger Badge:

Complete as many pages as your age,
if you are 12 or over, do all the pages!

Program Name

Ranger Signature

- When you are finished, bring your completed booklet back to the visitor center to receive your badge.

- You may also mail your completed booklet to:


**Junior Ranger Coordinator
Devils Tower National Monument
P.O. Box 10
Devils Tower, WY 82714**

ADULTS:

You are encouraged to work closely with your child.

Many questions presented here are open-ended and meant to encourage discussion of ideas. Place less emphasis on correct answers, and more emphasis on the process of discovery. Have fun learning together!

MAP READING



I hiked the _____
 trail and it is _____
 miles long.

▶ Match the symbol with the activity



Ranger-Led
 Talks

Camping
 Restrooms



Picnic Shelter
 Dog Walking

Accessible
 Parking



Parking

Ranger Station



Water Fountain

Picnic Area



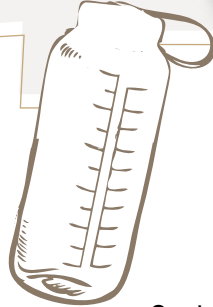
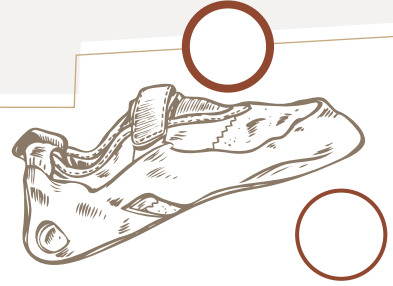
BINGO!

<p>★ <i>Attend a Ranger program.</i></p> 	<p><i>Pick up trash.</i></p> 	<p><i>Hear a prairie dog.</i></p> 	<p><i>Spot a soaring bird.</i></p>  <p>Hint: Look up!</p>
<p><i>See the Milky Way</i></p> 	<p><i>Draw a pine cone.</i></p>	<p><i>Smell a tree.</i></p> 	<p><i>Spot a climber - mark them on the Tower</i></p> 
<p>Ask a Park Ranger a question.</p> 	<p><i>Hike a park trail.</i></p> 	<p><i>Take a selfie with the Tower</i></p> 	<p>Sketch a flower.</p> <p><i>Smell it, don't pick it!</i></p>
<p>List two animals you saw today</p> <hr/> <hr/>	<p><i>Look for lichen</i> growing on the rocks. Circle the colors that you find.</p> <p>Black Purple Blue Green Yellow Orange Red White</p>		<p><i>Watch the sunset at Joyner Ridge</i></p> 

As you explore the park, try to get a **BINGO!** by completing all the activities in any one row, column, or diagonal. Or go for "blackout" by completing them all!

CLIMBING Devils Tower

Thousands of people climb Devils Tower every year. It takes a lot of gear to climb this type of rock safely. Match each description to a piece of gear needed to climb the Tower by entering the correct number in each circle.



1 Wear this around your waist to hold all your gear and connect you to your rope.

3 Spring loaded metal that retracts to conform to the size of the crack in the rock. When you place in the rock the springs lock in place.



2 Wear this on your head to protect yourself from falling debris or prevent head injury if you fall.

4 Wear these on your feet to keep your grip on the rock!

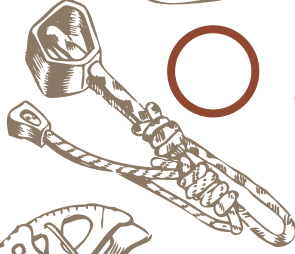


6 Eat this to keep your energy up! It sure is yummy!

5 Long pieces of braided material you can connect to other equipment. These are one of your most important pieces of gear.



7 Small metal rings you use to connect rope to other climbing equipment to ensure you are secure.

8 Hydrate! Hydrate! Hydrate! Make sure to pack at least 2 quarts of this before you do any activity.




9 Always prepare ahead of time in case of an accident or emergency. When you bring this you are 100% ready for adventure!

10 Choose the correct size based on the size of crack in the rock. After you slide it in the rock, you pull down and it secures in place.



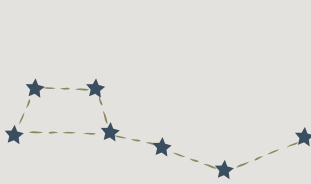
Have you ever seen shapes in clouds? How about in stars? A **constellation** is a shape or picture made of stars in the night sky. All over the world, people have picked out constellations and shown them to others. Usually, these constellations are objects that are important to their culture, or way of life.

This is the American Indian constellation Mato Tipila, or Bear Lodge. The dotted lines outline what shape the stars make. Can you guess what park feature it is?



People also used constellations to tell time or find their way.

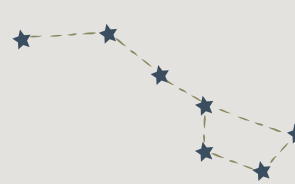
The night sky appears to change with the seasons. Earth's orbit around the sun gives us these different views of space at night. The northern constellations never leave our night sky. If you went out every night for a year, you could watch them slowly rotate around the north pole. Ursa Major (the Big Dipper) is a northern constellation. Below are its positions in different seasons. Go outside, find the Big Dipper, then circle the illustration below that is closest to what you observe.



SPRING



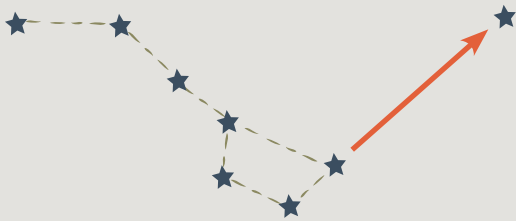
SUMMER



AUTUMN



WINTER



The North Star appears directly above the north pole, so it does not move. Explorers and lost hikers use the North Star to navigate (find their way). You can use the Big Dipper to easily find the North Star. The Big Dipper has a handle and a dipper (cup). Find the two stars of the dipper opposite the handle side. Starting from the bottom of the dipper, draw a straight line through the two stars and continue until you reach the next star in space. That's the North Star! Try finding the North Star tonight!

► **Label a star map!**

Astronomers use star maps to navigate the night sky. Use what you learned above to label this star map!

- A. What season is it? _____
- C. Circle the North Star
- D. Connect the stars of Mato Tipila.



WHICH HAT Will You Wear?

There are many different types of Park Rangers. They all work together to help protect and preserve the water, plants, animals, and history of Devils Tower so that future generations can enjoy them.

- Read the riddles describing a few of the different jobs park rangers do, then match each riddle with the hat most likely belonging to the ranger that would do that job by writing the job title in the space.

I wear a gold badge on my chest,
And monitor campgrounds for unrest.
The rules I enforce are really quite nice.
If you leave out your food, it will just tempt the mice.
It's law-breakers I really detest.

Who am I? _____

I study prairie dogs, foxes, or bats,
Sometimes I even look at their scat!
I study, measure, and test,
To help protect the falcon's nest,
All organisms from deer to gnats.

Who am I? _____

I use a harness and rope,
To help ascend the slope.
From the top I can see,
A view wild and free.
Your event-free descent is my hope.

Who am I? _____

I love to help people explore,
All the fun things to do here, and more.
Let's hit the trails!
You're sure to learn some new tales,
All in the great outdoors.

Who am I? _____



BIOLOGIST



**CLIMBING
RANGER**



**PARK
GUIDE**



**LAW
ENFORCEMENT
RANGER**

Which type of ranger would you most like to be?

Many different names for Devils Tower

Many American Indian tribes have visited this place for thousands of years. The Tower is a sacred part of their culture, or way of life.

Sacred means to treat with great respect.

- Read the sentences below to learn what some tribes have named the Tower. At the end of each sentence, unscramble the letters to reveal the English translation of each name.

1) The Assiniboine call the Tower **WAX-ANK-SIJA TIBI**, which means

_____ .
(pacle heewr bsrea ielv)

2) The Crow call the Tower **DAXPITCHE'E AWAASUUA**,

which means _____ , _____ . (ersab mohe)

3) The Mandan call the Tower **MAHDO WAKUPE**,

which means _____ , _____ . (sebar tha)

4) The Lakota call the Tower **MATO TIPILA**,

which means _____ _____ . (rabe deogl)

5) The Cheyenne tribe calls the Tower **NA KOVEHE**,

which means _____ _____ . (arbe goled)

6) The Kiowa tribe calls the Tower **TSO-I-E**,

which means _____ _____ . (kroc erte)

7) The Arapahoe tribe calls the Tower **WOOX-NIII NON**,

which means _____ , _____ _____ . (esrba iipt)



- Unscramble the circled letters above to complete a mystery message:

Please visit this sacred place with _____ and help us protect Devils Tower!

List 3 ways you can help protect Devils Tower National Monument:

Find your way to the Tower summit

TOWER

★ SUMMIT

**SIGNED THE
SUMMIT LOG BOOK!**



START

Take the Five Minute Challenge

► During your adventures in the park, take some time to enjoy sitting quietly in nature for five minutes. Record what you notice in words or pictures.

WHAT DO YOU HEAR?

WHAT DO YOU SMELL?

WHAT DO YOU SEE?

I FEEL:



WHAT'S IN A NAME?

There are many National Park Service sites that are different than parks and monuments. Check which ones you want to visit in the future!

FIRST NATIONAL MONUMENT


Devils Tower was first national monument ever established. It was proclaimed by President Theodore Roosevelt in 1906. Maybe you've visited a national park before too – what exactly IS the difference between a park and a monument?

A national monument is:


- A place or story of unique scientific or cultural interest
- Proclaimed by the President of the United States
- Sometimes very large but also can be very small in size

A national park is:

- A place preserving multiple unique, special features and stories
- Requires an Act of Congress to be established



LITTLE BIGHORN NATIONAL MONUMENT, MT



WRIGHT BROTHERS NATIONAL MEMORIAL, NC



GATEWAY NATIONAL REC AREA, NY/NJ

SLEEPING BEAR DUNES NATIONAL LAKESHORE, MI



POINT REYES NATIONAL SEASHORE, CA



NIOBARA NATIONAL SCENIC RIVER, NE



BIG CYPRESS NATIONAL PRESERVE, FL

DEVILS TOWER

National Monument

AS A JUNIOR RANGER I PROMISE TO EXPLORE OUR
PARKS AND PICK UP LITTER TO PROTECT EVERY
PLANT AND EVERY CRITTER TO LEARN IMPORTANT
STORIES OF OUR PAST SO THAT THESE TREASURED
PLACES LAST I WILL KEEP OUR PARKS OUT OF
DANGER BECAUSE I AM A JUNIOR RANGER!



Junior Ranger Signature

Park Ranger Signature

Date

OFFICIAL JUNIOR RANGER
ACHIEVEMENT AWARD