

The Iñupiat Heritage Center &
The National Park Service



**Become
a Junior
Ranger!**



Junior Ranger Instructions


Courtesy Alaska Native Knowledge Network



Welcome to the Iñupiat Heritage Center! This booklet will help you understand the exhibits at the Heritage Center and learn more about Iñupiat language and traditions. As a Junior Ranger, be alert on your walk through the Center and try to answer as many questions in this booklet as you can. Be sure to ask lots of questions, read the labels and displays, and observe everything around you.

When your tour of the Heritage Center is over, come back to the front desk and show your finished booklet to the receptionist, and you will be rewarded for your hard work!


Good luck, and have fun!



Northern Eskimo whalebone mask. Drawing by Mark Luttrell



Photo by John Robson



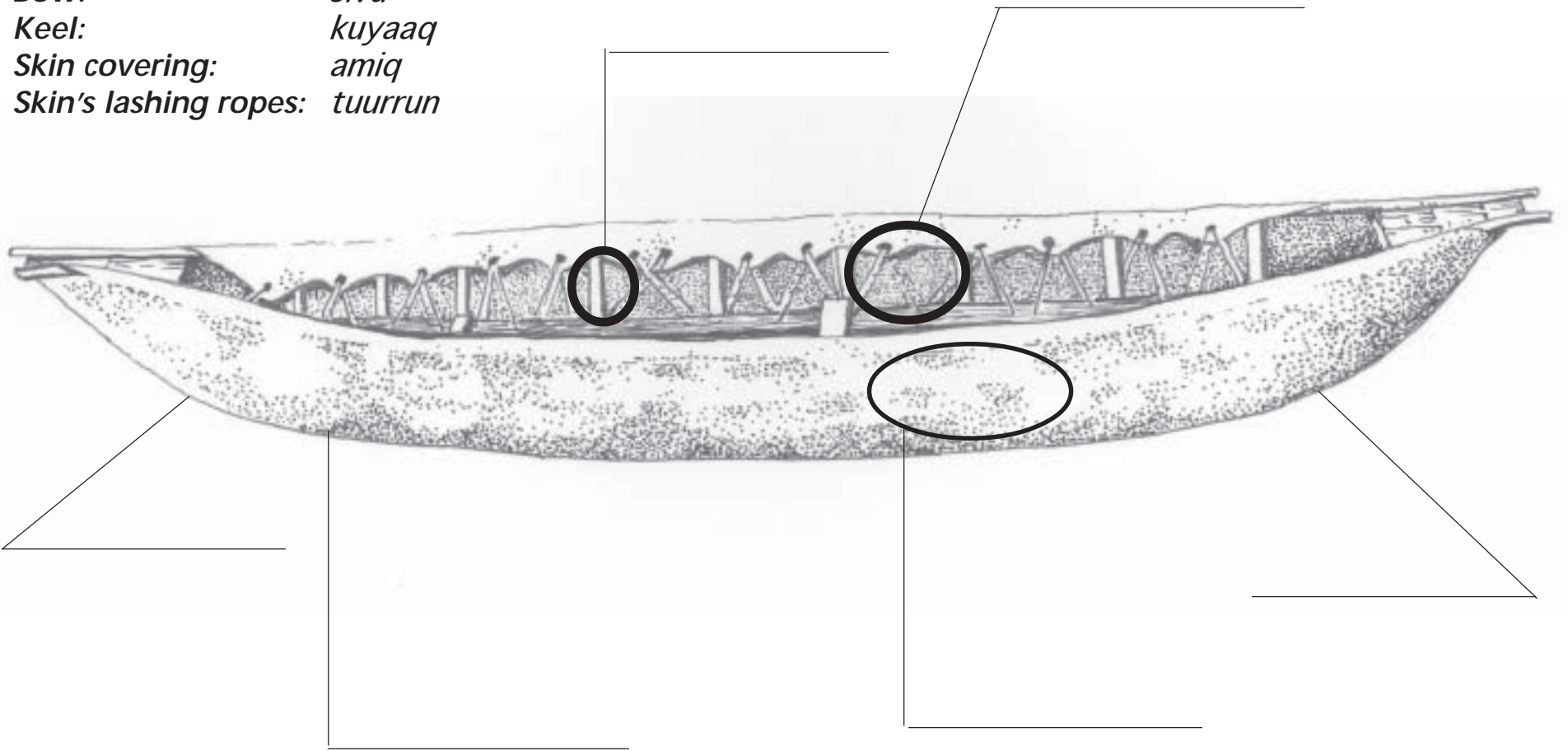
Toggle-headed harpoon
Drawing by Mark Luttrell

On the front cover, back row, from left to right: Lesley Hopson, Brian Ahkivianna, Stephanie Hopson, Alex Kaleak, Mary Booth. In front: Marilyn Booth.

Umiag Activity


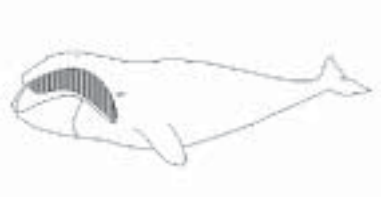
Label the different parts of the umiag in Iñupiaq or in English. If you need help, go to the Alaska Eskimo Whaling Commission (AEWC) Exhibit and look at the umiag exhibit.

- Rib:** *tulimaaq*
Stern: *aqu*
Bow: *sivu*
Keel: *kuyaaq*
Skin covering: *amiq*
Skin's lashing ropes: *tuurrun*



Umiaq Activity

Find the lead in the ice and follow it to the whale!



Bowhead Whale Activity

Aḡviq Activity

Write the Inupiaq name of the whale's body part next to the correct arrow.

Key

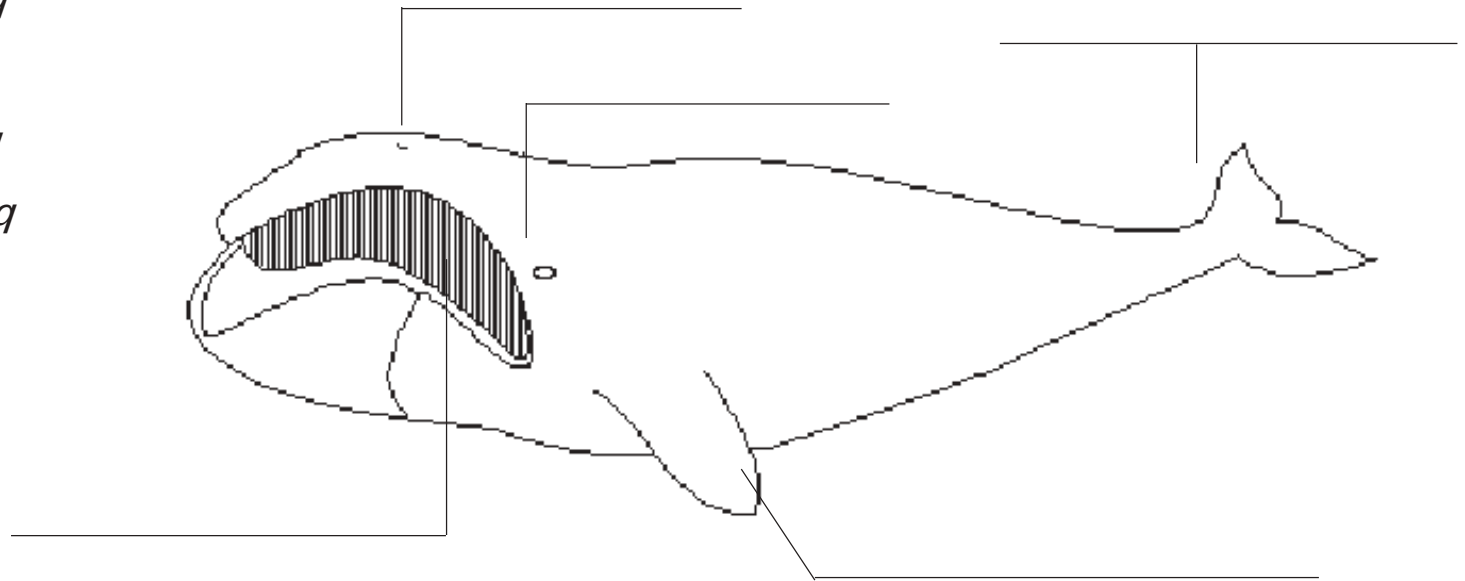
Baleen *suqqaq*

Blowhole *qiṇaq*

Flipper *taliguq*

Fluke *aqikkaq*

Eye *iri*

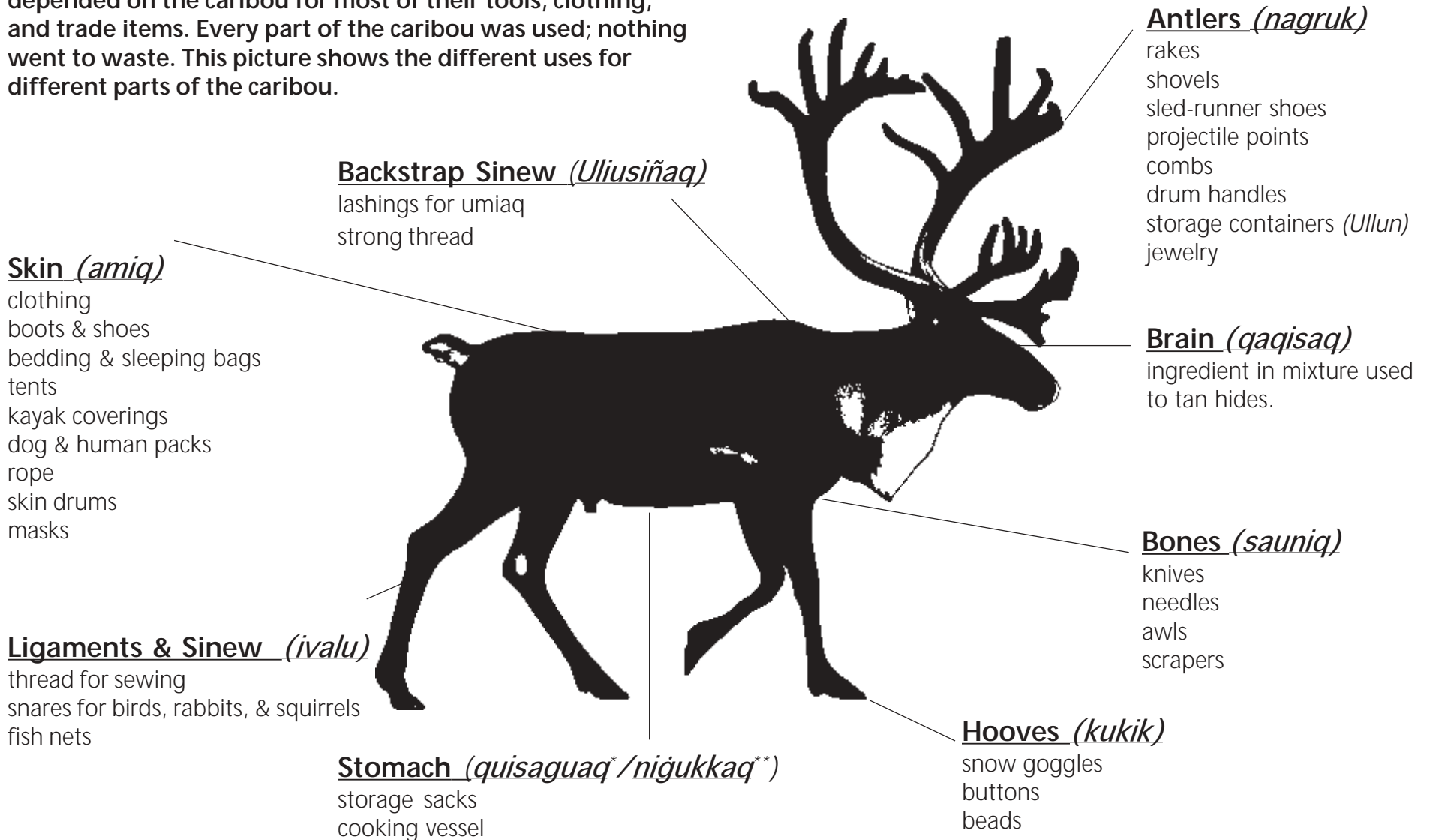


Bowhead Whales weight up to 60 tons and up to 60 feet in length. Go to the whale model in the lobby and see how many students it takes to measure a 35 ft whale standing fingertip to fingertip.

Caribou

Tuttu

For generations, the Nunamiut of Anaktuvuk Pass have depended on the caribou for most of their tools, clothing, and trade items. Every part of the caribou was used; nothing went to waste. This picture shows the different uses for different parts of the caribou.



For more information about the Nunamiut and about the North Slope Borough village of Anaktuvuk Pass, visit the Simon Paneak Museum on the Web! www.co.north-slope.ak.us/nsb/55.htm

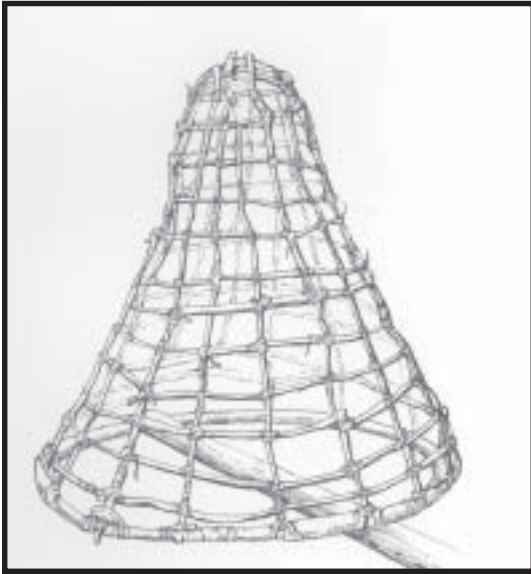
* This is the word used in Anaktuvuk Pass for a caribou stomach

** This is the word used in Barrow for a caribou stomach.

Caribou Activity

Tuttu Activity

Mark Luttrell, 2002



fish net


Something in each of these pictures is made from caribou parts, or would have been made from caribou parts in the past. Find out which part of the caribou was used (look at the drawing on the opposite page) and write down its name in English or in Iñupiaq in the space under the picture.



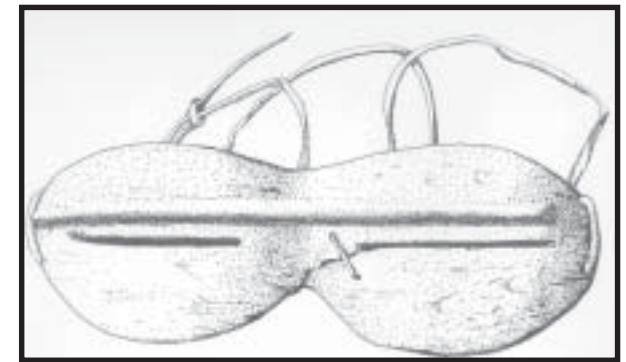
mask

Photo by John Robson

Courtesy Alaska Native Knowledge Network



sled-runner shoes



snow goggles

Drawing by Mark Luttrell

Qargi Activity



*Portrait of an elder.
Photo by John Robson*



*Musicians playing traditional skin drums.
Photo by John Robson*



*Dancers performing in the Qargi Room.
Photo by John Robson*

Go to the Qargi Room and participate in an activity. Then answer these questions:

Which room would you see a dance performance in?

Have you ever seen a dance performance outside of the Iñupiat Heritage Center? Where?

Where in the Heritage Center would you go to hear an elder tell stories?

Whaling Flag



In this picture from the 1920s-1930s, a wooden whaling boat is being towed on a sled across the ice. The two whaling flags flying from its mast indicate a successful hunt and may mean that this boat caught two whales. Photo courtesy IHLC, Terza Hopson Collection, #TH156.

Every whaling crew has a flag. Draw your own flag below. If you need inspiration, go to the Aġviq Room (in the main Gallery) and look at the whaling flags on display there.





Historic photo of A. M. Bailey or R. W. Hendee photographing a girl at Wainwright, circa 1921. Courtesy Denver Museum of Nature and Science.

For Kids

Congratulations! You are now a Junior Ranger! Thank you for doing this workbook. We hope you had fun at the Iñupiat Heritage Center, that you learned a lot, and that you will come back and see us again soon.

For Parents

The Junior Ranger Program is one of the Youth Programs of the National Park Service. It gives children access to resources in a friendly manner that they are able to understand.

The Iñupiat Heritage Center is managed by the North Slope Borough. The Tuzzy Library is located in this building as well as the North Slope Borough Iñupiat History, Language & Culture Commission (IHLC). The building is also used for several Iñupiat studies courses and other community interest activities.

In the 19th century, Yankee whalers from New Bedford, Massachusetts made over 2000 voyages to the the Arctic in search of bowhead whales. Some of Barrow's current residents are their descendents. To recognize this historic link, the Iñupiat Heritage Center has become an affiliated area of the New Bedford Whaling National Historical Park. Check out their website at www.nps.gov/nebe.

Iñupiat History, Language, and Culture Commission

***Iñupiat Heritage Center
5421 North Star Street
P.O. Box 69
Barrow, Alaska, 99723***

***Tel. (907) 852-4594
Fax: (907) 852-4224
website: www.nps.gov/inup***

***Affiliated Areas - Alaska Region
National Park Service
240 West 5th Avenue
Anchorage, Alaska, 99501***

***Tel. (907) 644-3503
Fax: (907) 644-3804
website: www.nps.gov/inup***

***New Bedford Whaling National Historical Park
National Park Service
33 William St.
New Bedford, Massachusetts, 02740***

***Tel: (508) 996-4095
Fax: (508) 994- 8922
Website: www.nps.gov/nebe***