

Ranger Zone

If you enjoyed the Junior Ranger activities in this booklet, please visit the National Park Service WebRangers website at www.nps.gov/WebRangers. As a WebRanger, you will learn more about what Park Rangers do to help protect natural and cultural resources in National Park Service sites.

Adventures in Learning



National Park Service Mission Statement:
The National Park Service cares for special places saved by the American people so that all may experience our heritage.



Jefferson National Parks Association

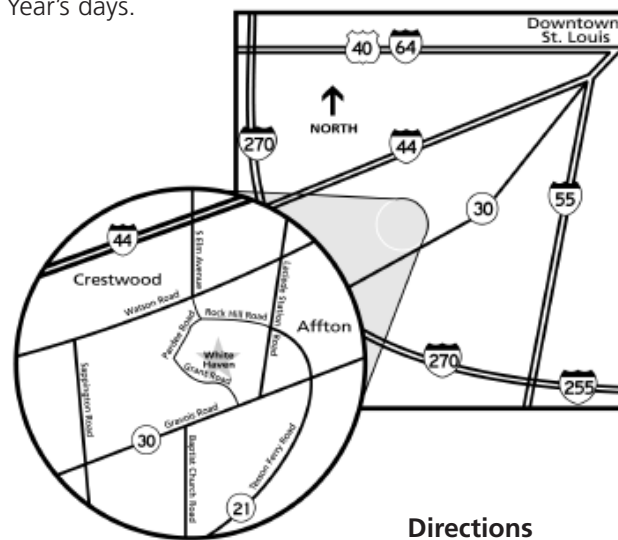
Mission Statement: To educate and inspire present and future generations through the priceless national parks and historic treasures of St. Louis and the nation.

Other Junior Ranger Programs

Ulysses S. Grant National Historic Site (also called White Haven) has a Junior Ranger Program and is just minutes away (12.3 miles) at 7400 Grant Road, St. Louis, MO 63123. Call 314/842-3298 for more information.

White Haven Hours of operation

9 a.m. -5 p.m. Closed Thanksgiving, Christmas, and New Year's days.

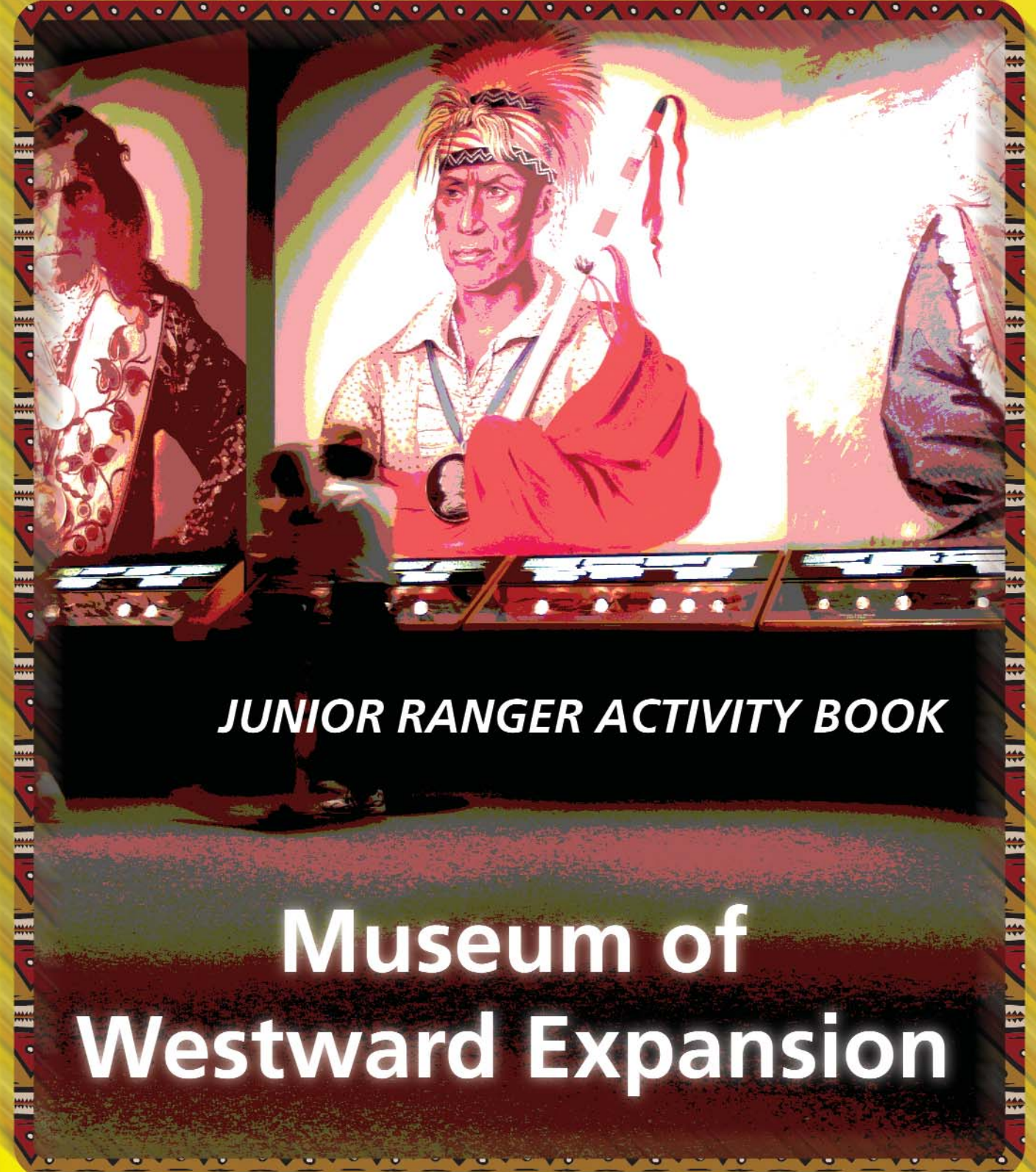


Directions

To get to White Haven from the Gateway Arch, take Hwy I-44 west to Elm, turn left at Elm. Continue until you reach Pardee, turn right. Follow the road turning left at the site, just past the large parking lot for Grant's Farm.

Jefferson National Expansion Memorial

National Park Service
U.S. Department of the Interior



The Junior Ranger Program

Introduction to Junior Ranger Program

Many National Park Service sites offer a Junior Ranger Program for young visitors. The Junior Ranger Program helps visitors explore a NPS site and discover its significance. The rewards include a better understanding of what makes the site unique, as well as a Junior Ranger badge.

Becoming a Junior Ranger

At Jefferson National Expansion Memorial, you can earn your Junior Ranger badge at either the Museum of Westward Expansion under the Gateway Arch or the Old Courthouse. This booklet will help you earn your Junior Ranger badge at the Museum of Westward Expansion. Simply do the following:

1. Use this booklet to guide yourself through the Museum of Westward Expansion. Parents or older readers can read directions and write answers for pre-readers.
2. Complete the activities on pages 2-8 according to your age. Use these symbols as a guide.



Ages 5-7



Ages 8-10



Ages 11-13

3. Show your completed activity booklet to the ranger or volunteer at the information desk. He or she will award your Junior Ranger badge. You can also purchase a Junior Ranger patch at the museum store.

This book belongs to: _____

Date: _____

Jefferson National Expansion Memorial

The Gateway Arch

The Gateway Arch represents the role of St. Louis as Gateway to the West during the 1800s. The Tucker Theater Brick Mural shows some of the important people and events associated with the Gateway Arch. Use the Brick Mural to answer the following questions.

Brick mural - questions and activities



What is the man at the center of the mural doing?

What are the people around the outside of the Arch doing?



What is the connection between the man at the center of the mural and the people working around the outside of the Arch?

Of the other monuments shown on the mural, which is the next tallest compared with the Arch?

Which is the smallest?

Which most resembles the Arch in shape?



How do you think the shape of an arch is like a gateway?



In the space below, draw the shape of one of the legs of the Gateway Arch.

The Museum of Westward Expansion

Inside the Museum

The Museum of Westward Expansion is as large as a football field. Use the map below to explore the exhibits and answer the questions on page 4.

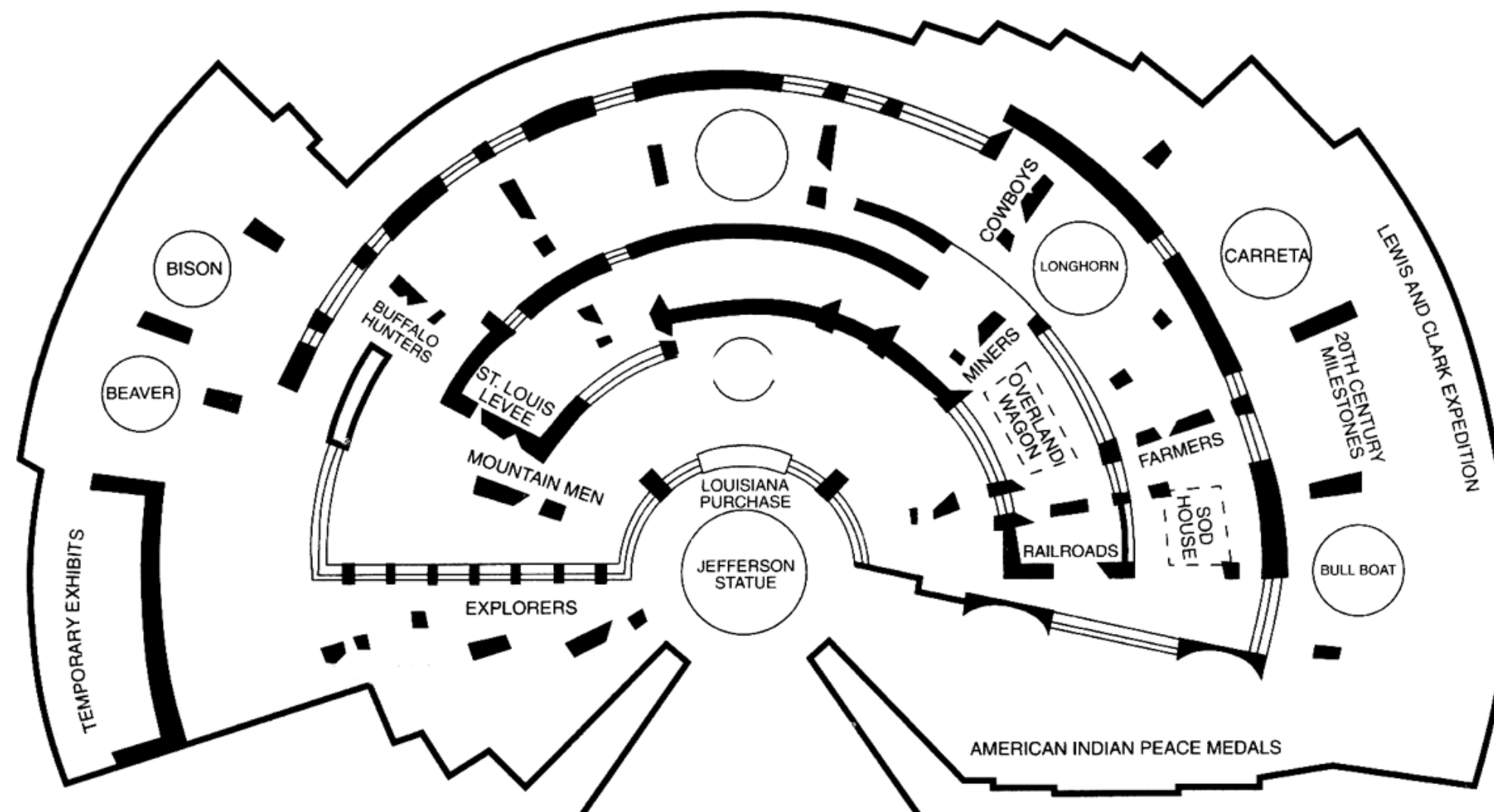


Who is represented by the statue in the middle of the museum entrance?

Stand near the statue at the Museum entrance. What do you see when you look in the same direction?

What do you notice about the ceiling of the museum?

On your map, circle at least three of the exhibits you visit. List one or two things you see on display. Mark your favorite exhibit with a "★".



Life in the West



Visit the Cowboy, Farmer, Explorer, Mountain Man, and Native American exhibits in the museum. Draw a line to match the person from the exhibit with an animal that was important to that person. Then match the person with their tools. (Some animals were important to more than 1 person.)



"Seaman"



Explorers



Cowboy






Plains Indian



Farmer



Mountain Man



Peace Medals

American Indian Peace Medals

Peace Medals were given to members of American Indian tribes by agents of the United States government. Look at the Peace Medals in the exhibit and answer the following questions.



List or draw some of the symbols you see on the Peace Medals.

What are some similarities between the Peace Medals?

What are some differences?



How did Peace Medals change over time?

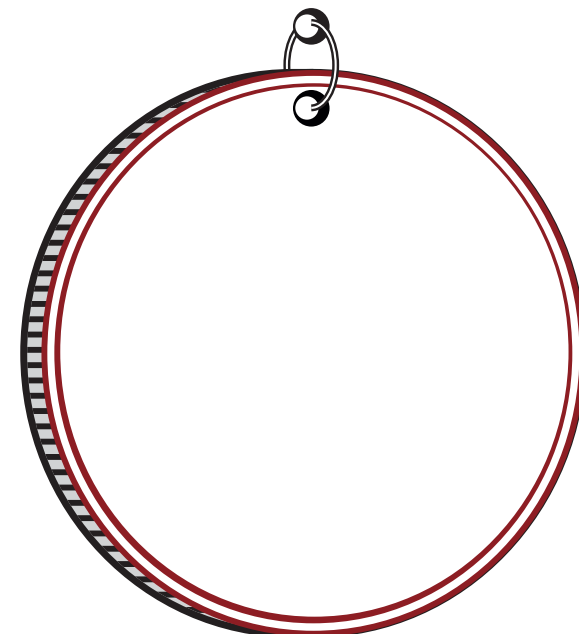
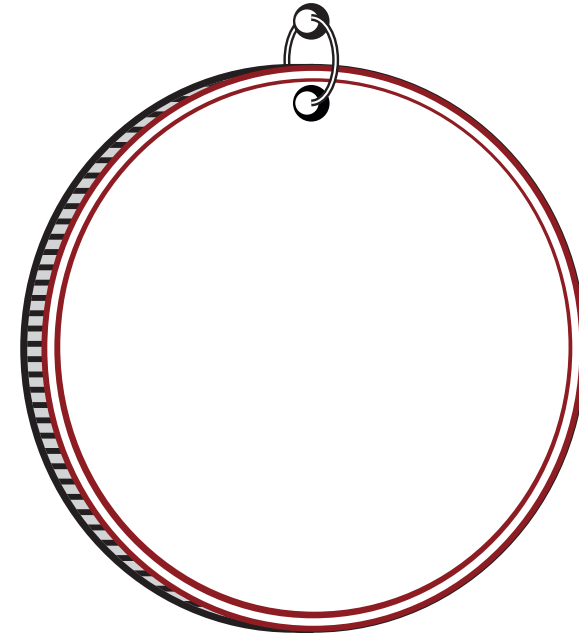
Why do you think the U.S. Government gave Peace Medals to American Indians?



Make your own Peace Medal



In the spaces below, design your own Peace Medal, front and back. You may include your name, face and symbols that represent peace to you.



Fun Page

Word Puzzle




Find the words from the Word List and circle them in the Word Puzzle. Words can go forward, backward, up, down, and diagonally.

Word List

| | | | |
|---------------|-----------|--------------|-----------------|
| Buffalo | Explorers | Miner | Sacagawea |
| Covered Wagon | Hidatsa | Mountainman | Saddle |
| Cowboys | Jefferson | Peace Medals | Rocky Mountains |

| | | | | | | | | | | | | | | | |
|---|---|---|---|---|---|---|---|---|---|---|---|---|---|---|---|
| S | I | R | I | G | W | O | C | E | C | O | W | B | O | Y | S |
| E | C | O | V | E | R | E | D | W | A | G | O | N | P | D | A |
| J | E | I | E | I | O | S | T | R | J | A | W | O | T | P | C |
| E | H | H | E | E | P | I | O | N | E | E | R | U | Q | A | |
| F | Z | Y | F | C | W | E | U | R | E | C | Y | W | R | R | G |
| F | R | B | U | F | F | A | L | O | S | A | T | S | K | Z | A |
| E | P | A | W | O | I | C | G | R | O | L | H | N | E | R | W |
| R | I | A | I | F | W | E | E | A | B | T | I | R | Y | S | E |
| S | I | P | H | M | G | M | X | S | C | A | P | S | O | S | A |
| O | S | R | L | I | O | E | G | P | V | A | C | A | T | I | O |
| N | E | D | A | N | D | D | F | Y | L | A | S | D | U | P | R |
| L | E | E | P | E | L | A | O | T | G | O | L | D | N | E | S |
| R | W | X | J | R | S | L | T | A | W | O | R | L | T | E | L |
| L | A | U | R | A | F | S | O | S | N | O | P | E | E | C | G |
| M | O | U | N | T | A | I | N | M | A | N | M | W | R | C | E |
| R | O | C | K | Y | M | O | U | N | T | A | I | N | S | S | B |




Fun Page

Connect the dots



Connect the dots to complete the the National Park Service emblem. The National Park Service arrowhead is recognized throughout the United States. This is what the pictures on our arrowhead symbolize:

- Trees:**
all plants in National Parks
- Bison:**
all animals in National Parks
- Mountains and Lake:**
scenic beauty and recreation in National Parks
- Arrowhead Shape:**
cultural and historic resources in National Parks



"The National Park Service cares for special places saved by the American people so that all may experience our heritage."

National Park Service

Where are National Park Service sites?

The United States has almost 400 National Park sites. These sites protect the natural and cultural heritage of America and its people. We hope your visit to Jefferson National Expansion Memorial will help you learn more about what makes America unique.

Visit the NPS website, www.nps.gov, and the map on page 12 to complete the activities below.

Circle the location of your home.

Mark an X on the location of the Museum of Westward Expansion.

Find the National Park Service site closest to your home. Mark with an *.

Have you visited it?

- Yes
- No

Make a list of other National Park sites you would like to visit.



National Park Service

Map Fun

Visit www.nps.gov and the map below to complete the activities on page 11

