



Junior Ranger Booklet



Name: _____

For ages 6-12

HERE'S WHAT YOU DO:

To become a Junior Ranger, complete all the activities in this book. Please ask a Ranger if you have any questions.

Once you have completed all the activities, return the book to the Ranger at the front desk.

—YOUR NATIONAL PARKS—

1. Draw a star to show where you live. (If you do not see where you live, draw your country)
2. Draw a circle by the Knife River Indian Villages.
3. Draw a smiley face by any other national park you have visited or will visit. If you can, name the park on the map.



Meet A Ranger!

What is the Ranger's name?

How long has the Ranger worked at the park?

What is the Ranger's favorite thing about their job?



Movie: “Maxidiwiac”

It is fun to watch and learn about the Hidatsa people.
Write down one thing you learned from the movie.

Museum

All children play games. What are some games the children played here?

1. _____

2. _____




What animal furs did you see on the fur rack?

1. _____

2. _____

3. _____

4. _____



What would YOU do with the different furs?




The Hidatsa decorated their clothing and other items with porcupine _____ and trade _____.



Knife River Flint

Knife River Flint is a special stone used to make sharp tools. Hidatsa craftsmen hit large cobbles with hammer stones to make smaller pieces. They shaped these pieces into arrowheads, knife blades, and scrapers.

Number the steps below in the correct order:



Can you find these steps in the museum?

KNIFE RIVER BINGO!



Try and find six items in a row!



Bison Grocery Store

Part of the Bison

_____ tail

_____ hide

_____ bladder

_____ hooves

_____ horns

What is it used for?

S. water container


I. moccasins

N. eating utensils

B. fly swatter

O. door bell

Connect the Dots



Use Your Five Senses

What do you *smell* in the earthlodge?

The Hidatsa were gardeners. Which of their crops have you *tasted*? (Circle the ones you have tasted)

corn

beans

squash

sunflowers

Find a place outside, close your eyes, and *listen* for ONE minute. How many different sounds did you hear? What were they?

Find the moccasins on the touch table. Do they *feel* like your shoes?

Look inside the visitor center. What did you like best?

Puzzle Picture


Find the six differences between the two pictures:




Everyday Life

Match the item with its correct use by writing the correct letter in each blank:

- | | |
|--------------------------------|----------------------|
| _____ used for a doorbell | E. cache pit |
| _____ used for blankets | K. bull boat |
| _____ food was cooked in these | B. bison hooves |
| _____ eating utensils | L. bison robes |
| _____ used to float the river | T. parfleche |
| _____ root cellar | A. clay pots |
| _____ storage container | N. horn spoons |
| _____ used to grind corn | S. mortar and pestle |



Why do you think Knife River
Indian Villages National Historic
Site is a special place that should be
preserved for the future?



Junior Ranger Certificate

Awarded to:

For completion of the Junior Ranger Program
at Knife River Indian Villages National Historic Site.



Knife River Indian Villages NHS

National Park Service



Junior Ranger Oath:

As a Junior Ranger, I promise to appreciate, respect, and protect Knife River Indian Villages National Historic Site and the cultural and natural world wherever I go.

Be a WebRanger!

To become a WebRanger, visit the National Park Service website at www.nps.gov/webrangers

The National Park Service Mission:

“To conserve the scenery and the natural and the historic objects and the wildlife therein and to provide for the enjoyment of the same in such manner and by such means as will leave them unimpaired for the enjoyment of future generations.”

Knife River Indian Villages National Historic Site
PO Box 9
564 County Rd 37
Stanton, North Dakota, 58571
(701) 745-3300
www.nps.gov/knri