


Rocky Mountain

National Park
Colorado

National Park Service
U.S. Department of the Interior

Winter In Rocky

INFORMATION FOR OFF-SEASON VISITS



ROADS

Highway 36/34 Loop and Bear Lake Road are open in winter. Hazardous conditions created by high winds and blowing snow close Trail Ridge Road from autumn until Memorial Day weekend from Many Parks Curve (east side) to Timber Lake Trailhead (west side). Old Fall River Road is generally closed from September until July 4th. Exact opening and closing dates vary yearly with weather conditions.

Winter weather changes rapidly, and roads can quickly become snow or ice covered and hazardous for travel. Prepare for adverse road conditions by using snow tires* or carrying chains, and by checking on road conditions at visitor centers or entrance stations.

VISITOR CENTERS

Two visitor centers remain open throughout the winter season. On the east side of the park, the Headquarters Visitor Center on Highway 36 is open daily from 8:00 a.m. to 5:00 p.m.

Kawuneeche Visitor Center, on the west side, is open from 8:00 a.m. to 4:30 p.m. daily.

For further information or to report emergencies call:
Headquarters: (303) 586-2371
Kawuneeche: (303) 627-3471

FEES

Entrance fees are charged when the entrance gates are staffed. A minimum fee of \$5 paid at the gate admits a vehicle and its passengers for seven days. A yearly pass for Rocky Mountain National Park (\$15) or the nationally-honored Golden Eagle Pass (\$25) may be purchased at either the visitor centers or entrance stations.

Free passes for individuals 62 years of age or older (the Golden Age Passport), or those who are disabled (the Golden Access Passport), may be obtained at Headquarters and Kawuneeche Visitor Centers or at entrance stations.

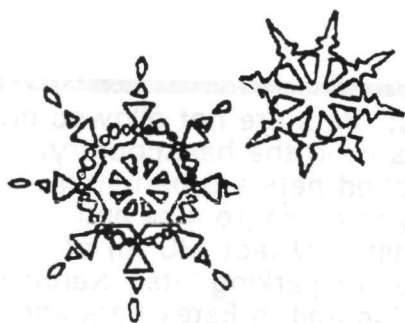
CAMPING

On the east side, Moraine Park and Longs Peak Campgrounds are open year-round. Longs Peak is limited to tent camping. On the west side, Timber Creek remains open in winter. From October until Memorial Day weekend, no fees are charged at the campgrounds, and no water is available. Pit toilets are located in each campground, and water jugs can be filled at entrance stations or visitor centers.

Neither hook-ups nor dump stations are available at park campgrounds, but both are found in nearby communities.

Permits are required for backcountry campsites and bivouacs. Inquire at visitor centers, or call the Backcountry Office at (303) 586-4459.

Winter camping stays are limited to 15 nights parkwide.




LODGING AND SERVICES

Lodging is not available in the National Park, but a variety of accommodations is found in Estes Park and Grand Lake. Further information may be obtained by contacting the Chambers of Commerce:
Estes Park, CO 80517
1-800-443-7837
Grand Lake, CO 80477
1-303-627-3402

Commercial services such as laundries, grocery stores, doctors, and service stations are available in Estes Park, Granby, and Grand Lake.

Public telephones are located at Headquarters and Kawuneeche Visitor Centers, and Timber Creek, Moraine Park, Glacier Basin, and Aspenglen Campgrounds.

ACTIVITIES



Hiking: On the east side of the park, a variety of trails below 8,700 feet (2,000 m) are snow-free much of the winter. Above this elevation, trails are generally icy with drifted snow, and are not safe for travel without skis or snowshoes. Check the "Winter Day Hikes" brochure for further information.

Mountain and Ice Climbing: These potentially hazardous forms of recreation should be undertaken only by well-equipped, experienced climbers. Notify friends or family of your destination and return time. A permit is required for bivouacs.

Fishing: A Colorado fishing license is required for individuals 15 years of age or older. Ice fishing is allowed, but you are cautioned to check ice conditions carefully. Copies of the park's fishing regulations are available at visitor centers.

Crosscountry Skiing and Snowshoeing: January and February are the best months for snowpack. Snowfall is highest in March, but spring snows are heavy and wet. Ski touring brochures and maps are available at visitor centers.

Snowmobiling: Snowmobiling is allowed only on the west side of the park, on three designated routes. Registration is required at Kawuneeche Visitor Center for travel beyond that point. Snowmobiling is not permitted on the east side of the park.

Ranger-led Programs: Saturday evening programs are offered weekly at 7:30 p.m. at Headquarters Visitor Center. On the east side of the park, guided snowshoe hikes are held on weekends January through March (snow conditions permitting). Additional information on times, locations, and program topics is available at Headquarters Visitor Center.

REGULATIONS

Sledding: To prevent resource damage, sledding and tubing are only permitted at Hidden Valley sledding area and Bear Lake.

Firewood: Firewood gathering is prohibited in the park. Wood may be purchased in Estes Park or Grand Lake.

Pets: Pets are not allowed on trails or in the backcountry. Leashed pets are permitted only in campgrounds and within 100 feet (30 m) of roads or parking lots. Kennels are located in Estes Park and Granby.

WINTER SAFETY

Before venturing out, prepare for the winter hazards of low temperatures, strong winds, dry air, and rapidly changing weather. Your best protection against the harsh climate is warm, layered clothing, plenty of liquids, and high energy foods. Always carry extra clothing and food on your

outings. Know the signs of frostbite and hypothermia, and check on weather and road conditions before any extended outing.

Detailed information on the dangers of high altitude and low temperatures is available at park visitor centers.