

WELCOME TO TALLGRASS PRAIRIE NATIONAL PRESERVE'S LEAVE NO TRACE SCAVENGER HUNT



This scavenger hunt will be a real challenge!! You must "Leave No Trace" of your search for the items on the list below. Instead of collecting what you find as you look around the Spring Hill Ranch grounds and Southwind Nature Trail, write down what you find and where, so your friends and family and others can find and enjoy the neat things you see today. Leaving an area as good or better than when you found it is an important part of Leave No Trace Outdoor Ethics.

So take only memories, leave only footprints, and **HAVE FUN!!**

ITEMS YOU NEED TO FIND: REMEMBER TO "LEAVE NO TRACE"

1. A ROCK WALL
2. SOME LIMESTONE
3. A TREE
4. A RAMP
5. A HISTORIC BUILDING
6. A BIRD
7. A CUPOLA (HINT: KEEP LOOKING UP!)
8. BIG BLUESTEM
9. A WROUGHT IRON GATE
10. A WILDFLOWER
11. A CISTERN
12. A GAS PUMP
13. A "MANSARD" ROOF (HINT: IT'S RED!)
14. A HORSE
15. AN INSECT
16. A BEAUTIFUL VIEW

WRITE DOWN WHERE YOU FOUND EACH ITEM

1. _____
2. _____
3. _____
4. _____
5. _____
6. _____
7. _____
8. _____
9. _____
10. _____
11. _____
12. _____
13. _____
14. _____
15. _____
16. _____

USE THIS MAP TO SEARCH FOR THE SCAVENGER HUNT ITEMS. REMEMBER, **NO COLLECTING!!**

Tallgrass Prairie

National Park Service
U.S. Department of the Interior
Tallgrass Prairie National Preserve
Strong City, KS

LEGEND

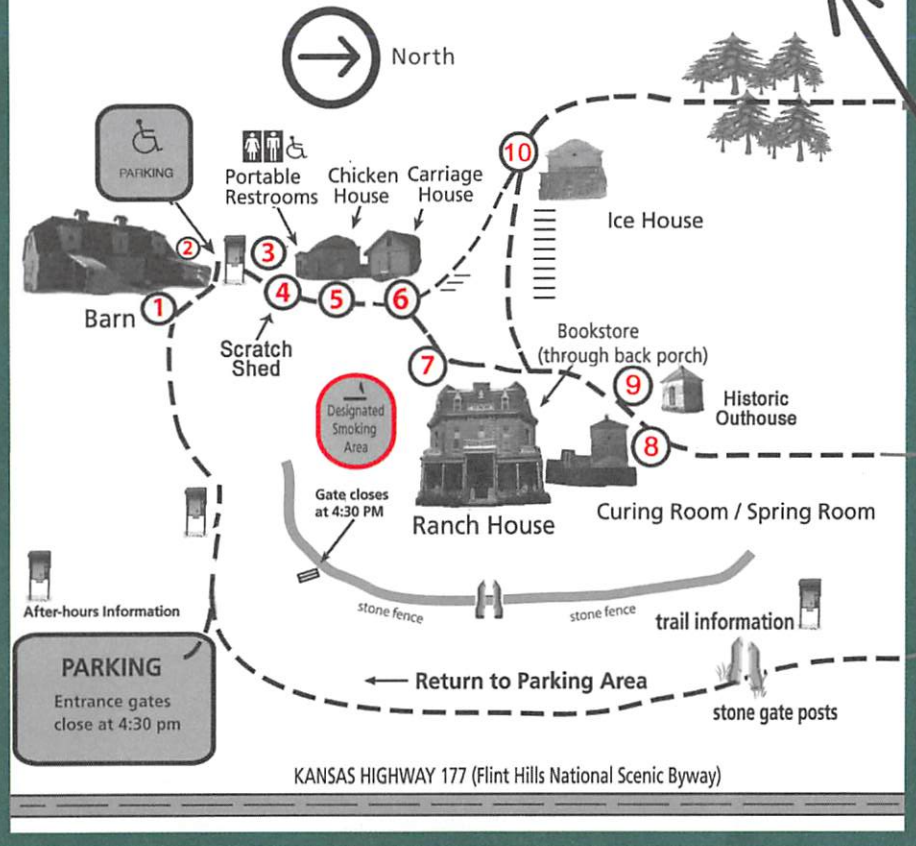


The scenery of the prairie is striking and never fails to cause an exclamation of surprise.

Judge James Hall, 1839.

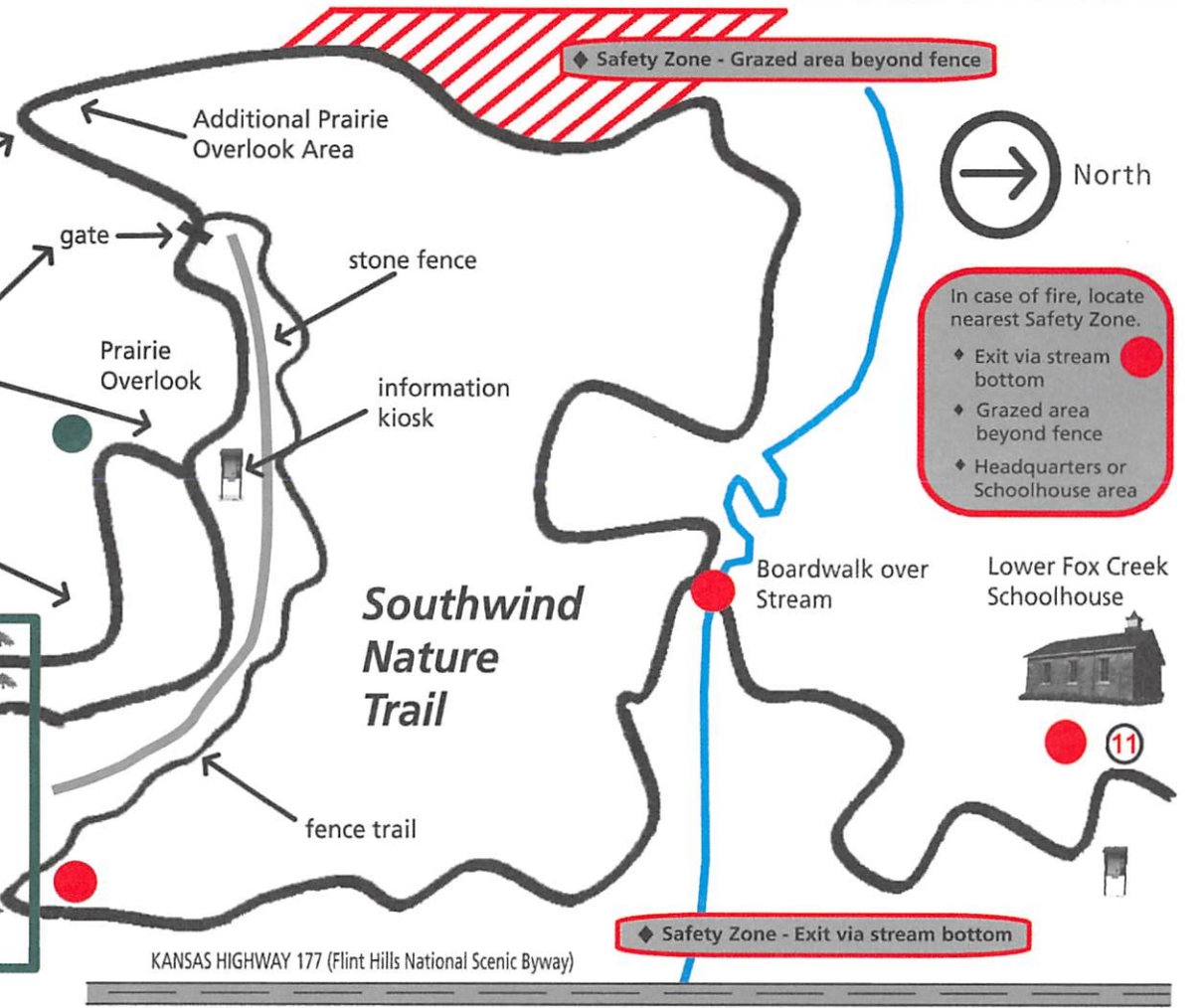
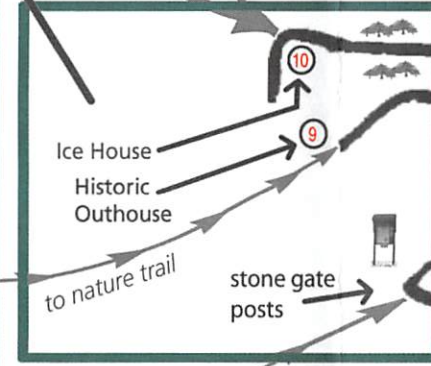
Spring Hill Ranch Headquarters

Enlarged Area



From the Prairie Overlook, you have three options:

- Continue hiking the Southwind Nature Trail, a moderately strenuous 1 3/4 mile walk that will take you to the Lower Fox Creek Schoolhouse and then return you to the front of the ranch house.
- Turn right at the Southwind Nature Trail information kiosk or at the gate to the additional prairie overlook to return to the ranch house by alternate routes.
- Retrace your steps back to the ice house.



In case of fire, locate nearest Safety Zone.

- Exit via stream bottom
- Grazed area beyond fence
- Headquarters or Schoolhouse area

Guidelines for safe use:

- Smoke only in designated smoking area south of ranch house.
- Stay on designated trails and walking paths.
- Keep pets on leash and attended at all times.
- Do not climb or sit on stone fences or rock walls.
- Do not remove any rocks, plants, animals, or artifacts.
- Be aware of severe or extreme weather and plan accordingly.
- Be aware of uneven and slippery walking surfaces.
- Report safety hazards immediately to park staff.

The Visitor Information Desk is located in the barn (May - October) and on the back porch of the ranch house (November - April). Drinking water, exhibits, brochures, and a 10-minute site orientation video are available there. Books, gifts, and refreshments are sold in the Park Education Resource Center (bookstore).



Historic Spring Hill Ranch Walking Tour and Southwind Nature Trail Map