







- 7 - Williams Silty Group (Aeolian Phase)
- 25 - Barnes Fine-Textured Group
- 25-B - Barnes-Beadle Mixed Group
- 26 - Barnes Sandy Group
- 27 - Williams Fine-Textured Group
- 28 - Williams Sandy Group
- 29 - Valentine-Gannett Sandy Group
- 30 - Dune-sand Group
- 31 - Bearden-Tripp-Hall-Bridgeport Group
- 32 - Sioux Sandy Group
- 33 - Pierce Gravelly and Sandy Group
- 34 - Fargo Rogers Maple Heavy Group
- 35 - Alluvial Group (Undifferentiated)
- 36 - Boyd Edgeley Clay Group
- 39 - Moody Silty Group
- 41 - Beadle Claypan Group
- 42 - Aberdeen Claypan Group

### FEASIBILITY OF SOIL AREAS FOR TREE PLANTING

- |  |  |  |
|--|--|--|
|  Favorable: Mostly Sandy        |  Unfavorable: Mostly Clay |  Sand Hills         |
|  Difficult: Generally Hard Land |  Unfavorable and Rough    |  Rough Broken Areas |