

YELLOWSTONE Today



Autumn 2006

Official Newspaper of Yellowstone National Park

National Park Service
U.S. Department of the Interior



Photo NPS/Peaco

The New Canyon Visitor Education Center

Opening August 25, the new Canyon Visitor Education Center will be “geology central” for the park—full of exhibits explaining the volcano and natural forces that shaped Yellowstone. You helped make it happen! Your entrance fee dollars supported the center’s renovation and upgrade. See page 9 for more information about this exciting addition to Yellowstone.

In This Issue

MAP & ROAD INFORMATION	Back Cover
Safety	2
The New Canyon Visitor Center	9
Planning Your Visit	3
Bison, Wolves, Winter Use	4
Ranger Programs	5
Camping, Fishing, Exploring	6-7
Old Faithful Geyser	8
“Greening” Yellowstone	11
Grand Teton National Park	13
Services	12, 14-15

Yellowstone National Park’s Mission

Preserved within Yellowstone National Park are Old Faithful and the majority of the world’s geysers and hot springs. An outstanding mountain wildland with clean water and air, Yellowstone is home of the grizzly bear and wolf and free-ranging herds of bison and elk. Centuries-old sites and historic buildings that reflect the unique heritage of America’s first national park are also protected. Yellowstone National Park serves as a model and inspiration for national parks throughout the world.

Mission of the National Park Service

The National Park Service preserves unimpaired the natural and cultural resources and values of the national park system for the enjoyment, education, and inspiration of this and future generations. The National Park Service cooperates with partners to extend the benefits of natural and cultural resource conservation and outdoor recreation throughout this country and the world.



Photo courtesy C. Duckworth

SPEED KILLS

more than 100 bears, elk, bison, deer, moose, wolves each year

SLOW DOWN
and save a life

Help Protect Wildlife Near Roads

- ◆ Always expect animals to be on or near the road.
- ◆ Follow the speed limit.
- ◆ Increase caution at night and during wet or wintry conditions.



SCALDING WATER

Beautiful but deadly: Yellowstone's hydrothermal features can kill you. Their waters are frequently near or above boiling. Their crust is thin, breaks easily, and often overlies scalding water.

- ◆ **Stay on boardwalks and designated trails.** They protect you and delicate formations.
- ◆ **Keep your children close to you at all times;** make sure they understand the danger.
- ◆ **Pets are prohibited** in hydrothermal areas.
- ◆ **Swimming** or bathing is prohibited in hydrothermal pools or streams where water flows entirely from a hydrothermal spring or pool.
- ◆ **Where swimming is allowed, swim at your own risk.** Yellowstone's natural waters tend to be very hot or very cold, and immersion in extreme temperature water can be fatal. Thermal water can also harbor organisms that cause a fatal meningitis infection or Legionnaires' disease. Exposing your head to thermal water by immersion, splashing, touching your face, or inhaling steam increases your risk of burns and infection.

TOXIC GASES

Toxic gases exist in Yellowstone. Dangerous levels of hydrogen sulfide, carbon dioxide, and carbon monoxide have been measured in some hydrothermal areas. *If you feel sick, leave the location immediately.*

CAUTION: Wildlife Jams

Wild animals are dangerous. To protect yourself and wildlife, follow these guidelines when viewing or photographing roadside animals, whether you are alone or in a wildlife jam:

- ◆ Park in established turnouts and make sure your car is completely off the paved roadway.
- ◆ Make sure you put your vehicle into park, and engage your parking brake.
- ◆ If you exit your vehicle, stay near your vehicle so you can get inside if the bear or other wildlife approaches.
- ◆ Avoid being struck by a moving vehicle—do not stand in the roadway to view or photograph wildlife.
- ◆ Never surround, crowd, approach, or follow wildlife.
- ◆ Don't block an animal's line of travel.
- ◆ Do not run or make sudden movements—this may cause predators to attack.
- ◆ If other people in the area are putting you in danger, leave the scene and/or notify a park ranger.
- ◆ Do not ever feed wildlife, including birds.

Watch Wildlife Safely

Please remember that Yellowstone is not a zoo and the animals are not tame. **Do not approach any wildlife.** View them from the safety of your vehicle. **If an animal reacts to your presence, you are too close.**

Keep your distance and stay safe—and you will see more of an animal's natural behavior and activity.

Each year park visitors are injured by wildlife when they approach animals too closely. **You must stay at least 100 yards (91 m) away from bears and at least 25 yards (23 m) away from all other animals—including bison, elk, bighorn sheep, deer, moose, wolves, and coyotes.**

BISON are unpredictable and dangerous; they weigh up to 2,000 pounds (900 kg) and sprint 30 miles per hour (48 km/h). Visitors are injured every year.

COYOTES & WOLVES quickly learn habits like roadside feeding. This may lead to aggressive behavior toward humans and can increase the risk of the animal being hit by a vehicle or destroyed by management. *Do not feed any wildlife.*

BEARS live throughout the park. Be alert for tracks, do not approach carcasses, and avoid surprising bears in any location or situation.

Page 7, "Bear Country Tips," provides information on precautions and bear encounters.

If you are injured by a bear (regardless of how minor), or if you observe a bear or bear tracks, report it to a park ranger as soon as possible. Someone's safety may depend on it.

Other Rules and Safety Information

Fishing & Boating Fishing, boating, and float tubes require permits. Regulations and seasonal restrictions apply to fishing; location restrictions apply to boating and float tubes. See page 6 and park fishing regulations.

Backcountry Permits Permits are required for overnight backcountry use. See page 7.

Bicycling Bicycling is permitted on established public roads, parking areas, and designated routes; it is not allowed on backcountry trails and boardwalks. For details, ask for the bicycling brochure at a visitor center. Even for short trips, wear safety gear, including helmet and high visibility clothing. Bicycle cautiously: Roads are narrow and winding with few shoulders. Motorists often do not see bicyclists or give them enough space on the road; some pass on hill crests and blind curves. Motor homes or vehicles towing trailers may have wide mirrors. Long distances exist between services and facilities. Elevations range from 5,300 to 8,860 feet (1,615–2,700 m).

Falling Trees Avoid areas with dead trees (snags). They may suddenly fall, especially on windy days.

High Altitude Most of the park is above 7,500 feet (2,275 m). Allow time to acclimate; be aware of your physical limitations; don't overexert. Drink plenty of water to forestall dehydration from altitude and dry climate. Stop and rest often.

Lost & Found Call 307-344-5387 to report or retrieve items lost in lodging facilities; call 307-344-2109 to report or retrieve items lost in other parts of the park.

Pets Pets must be leashed. They are prohibited on all trails, in the backcountry, and in hydrothermal basins. Pets are not allowed more than 100 feet from a road or parking area. Leaving a pet unattended and/or tied to an object is prohibited.

Picnic Areas Locations are on the Official Map and Guide; those with fire grates are listed in a free handout available at visitor centers. Liquid or gas fuel stoves or self-contained charcoal grills may be used for cooking at all locations. Most picnic areas have vault toilets; only Madison has drinking water. Overnight camping is not allowed in picnic areas.

Seat Belts Each vehicle occupant must have a safety belt or child restraint system fastened when the vehicle is in motion.

Stream Crossings Check at local ranger stations for current stream conditions.

Swimming See "Danger! Scalding Water" at left.

Theft Lock your vehicle; keep all valuables hidden; label all valuable property with your name, address, or identification number; report theft or vandalism to a ranger.

Traffic Most park roads are narrow, rough, and busy; some steep sections have sharp drop-offs. Ice and road damage occur year-round. Drive cautiously and courteously; you must use pullouts to observe wildlife or scenery and to allow other vehicles to pass. Watch for animals on the road, especially at night.

Weapons No firearms or weapons, including state-permitted concealed weapons, are allowed in Yellowstone. Unloaded firearms may be transported in a vehicle when the weapon is cased, broken down or rendered inoperable, and stored in a manner that prevents ready use. Ammunition must be placed in a separate compartment of the vehicle.

Weather Yellowstone's weather is unpredictable. A sunny warm day may become stormy and sometimes snowy. Lightning is common; get off water or beaches and away from ridges, exposed places, and isolated trees.

These Actions Are Illegal

- ◆ speeding (radar enforced)
- ◆ driving while intoxicated (open container law enforced)
- ◆ leaving detachable side mirrors attached when not pulling trailers
- ◆ traveling off-road by vehicle or bicycle
- ◆ improperly storing food (see page 6)
- ◆ violating camping regulations & rules
- ◆ having pets off leash or on trails and boardwalks
- ◆ littering
- ◆ swimming in hydrothermal pools
- ◆ traveling off boardwalks in hydrothermal areas
- ◆ removing or possessing natural (antlers, etc.) or cultural (artifacts) features
- ◆ violating fishing regulations
- ◆ feeding or approaching wildlife
- ◆ spotlighting (viewing with artificial light) elk, deer, or other animals
- ◆ calling in elk by imitating their calls or using buglers
- ◆ imitating wolf howls
- ◆ using electronic equipment capable of tracking wildlife

Know These Numbers

25

= the number of YARDS you must stay away from all wildlife—except . . .

100

= the number of YARDS you must stay away from a bear

45

= the maximum speed limit in the park unless otherwise posted

911

= the number to call in an emergency



NPS Photo

Just for Children!

Yellowstone Junior Rangers

Children between the ages of 5 and 12—you are invited to become Junior Rangers! Stop by a park visitor center for details on how you can learn more about Yellowstone. Purchase the official Junior Ranger newspaper for \$3 and complete the program requirements. As Junior Rangers you will be awarded arrowhead-shaped patches—a wolf track patch if you are between the ages of 5 and 7, a bear track if you are between 8 and 12.

Electronic Field Trips

Attention middle school students! Climb aboard our electronic bus and look through its *Windows Into Wonderland!* Your passport to adventure is www.WindowsIntoWonderland.org.

Choose from sixteen electronic field trips, including the current feature, “Yellowstone Exposed,” and explore Yellowstone’s history, geology, wildlife, fire ecology, and more. These programs are free of charge and always available.

Mark your calendars for the November 1–3 premiere of “Getting in Hot Water.” This new program showcases the Firehole River as it flows through three of Yellowstone’s major geyser basins. Investigate changes in the river’s water chemistry, temperature, and habitat due to thermal inputs, and learn about the long-range effects of thermal additions on a water source. During the premiere, you can pose online questions and receive responses from subject matter experts. “Getting in Hot Water” is funded by the National Science Foundation through a generous grant to the Yellowstone Park Foundation.

Expedition: Yellowstone!

Find out about our curriculum-based residential program by visiting www.ns.gov/yell/ey.



Self-Guiding Trails

Canyon Area Learn about geology of the colorful Grand Canyon of the Yellowstone River.

Fort Yellowstone Explore Mammoth Hot Springs when it was a U.S. Army fort, 1886–1918.

Fountain Paint Pot View examples of the four types of hydrothermal features: geysers, hot springs, fumaroles, and mudpots.

Mammoth Hot Springs Walk past ever-changing travertine terraces.

Mud Volcano Area Discover turbulent and explosive mudpots and hissing fumaroles.

Norris Geyser Basin Explore the hottest, most dynamic geyser basin in the park.

Old Faithful View Old Faithful then walk trails past hundreds of geysers and hot springs.

West Thumb Geyser Basin Witness boiling water beside Yellowstone Lake.

Forces of the Northern Range

Learn about volcanoes, glaciers, and fire; identify the area’s plants and animals.



Questions? Ask a ranger at these locations!

Albright Visitor Center, Mammoth

Information, bookstore, and exhibits on wildlife and history. Films on the park and the national park idea. Call 307-344-2263.

Open daily, except Veteran’s Day (Nov. 11) and Thanksgiving (4th Thursday in November).

Through Sept. 4: 8 AM–7 PM

Sept. 5–Sept. 30: 8 AM–5 PM

October 1 through winter: 9 AM–5 PM

Canyon Visitor Education Center

Visitor information and bookstore are now available in the new Canyon Visitor Education Center; follow the signs. Call 307-242-2550.

Open daily through Sept. 4: 8 AM–7 PM

Sept. 5–Oct. 8: 9 AM–6 PM; closed thereafter.

Fishing Bridge Visitor Center

Information, bookstore, and exhibits on park wildlife and lake geology. Call 307-242-2450.

Open daily through Sept. 4: 8 AM–7 PM

Sept. 5–Sept. 30: 9 AM–6 PM; closed thereafter.

Grant Visitor Center

Information, bookstore, exhibits, video on the role of fire in Yellowstone. Call 307-242-2650.

Open daily through Sept. 4: 8 AM–7 PM

Sept. 5–Sept. 30: 9 AM–6 PM; closed thereafter.

Junior Ranger Station (at Madison Information Station)

Open daily through Sept. 4: 9 AM–5 PM

Madison Information Station

Information and bookstore. Call 307-344-2821.

Open daily through Sept. 30: 9 AM–5 PM

Museum of the National Park Ranger, Norris

Exhibits at historic soldier station trace development of the park ranger profession; video shown.

Open daily through Sept. 24: 9 AM–5 PM; closed thereafter.

Norris Geyser Basin Museum & Information Station

Information, bookstore, exhibits on hydrothermal features of Yellowstone. Call 307-344-2812.

Open daily through Sept. 30: 10 AM–5 PM;

closed thereafter.

Old Faithful Visitor Center

The visitor center is in temporary quarters near the Old Faithful Lodge. Please look for signs or ask for directions upon arriving in the area.

Information, bookstore, and geyser eruption predictions. Film on hydrothermal features.

Call 307-545-2750. Open daily.

Through Sept. 4: 8 AM–7 PM

information window until 8 PM

Sept. 5–Sept. 30: 8 AM–6 PM

October 1–Nov. 5: 9 AM–5 PM

Closed Nov. 6 until mid-December.

West Thumb Information Station

Information and bookstore.

Open daily through Sept. 30: 9 AM–5 PM; closed thereafter.

West Yellowstone Visitor Information Center

Information, publications.

NPS rangers available daily.

Through Sept. 4: 8 AM–8 PM

Sept. 5–Nov. 5: 8 AM–4 PM.

Call 406-646-4403.

West Yellowstone Chamber of Commerce staff available year-round.

Daily, through Sept. 30: 8 AM–6 PM

Monday–Friday, thereafter: 8 AM–5 PM.

Call 406-646-7701.

Highlights

Geysers & Hot Springs

The Old Faithful area—home to hundreds of hot springs and geysers—is just one of many “hot” areas in the park. See travertine terraces at Mammoth Hot Springs, acidic features at Norris Geyser Basin, mudpots at Fountain Paint Pot, a giant hot spring at Midway Geyser Basin, colorful West Thumb Geyser Basin, and the boiling Mud Volcano area.

Grand Canyon of the Yellowstone

To see the most famous and spectacular section of this canyon, including the Upper and Lower Falls, stop at overlooks along the North and South Rim roads near Canyon Village. To view the Tower Fall area, drive north from Canyon Village over Dunraven Pass, the highest road in the park at 8,860 feet (2700 m).

Yellowstone Lake

Don’t miss the largest high elevation lake (above 7,000 feet) in North America. With the Absaroka Mountains as a stunning backdrop, this area offers boating, fishing, hiking, wildlife viewing, and hydrothermal features. (Fishing and boating require permits; see page 6.) Four visitor areas lie along the lake: Fishing Bridge, Bridge Bay, Lake Village, and Grant Village.

History

Visit historic sites such as Fishing Bridge Museum, Norris Geyser Basin Museum, Old Faithful Inn and Historic District, Roosevelt Lodge Historic District, and Fort Yellowstone at Mammoth Hot Springs.

Wildlife

Now is a spectacular season for watching wildlife. Bison are mating in August—listen and look for them, but stay far away. Elk mate in September, and you may hear bull elk bugling as they compete for females. Birds fly through on timeless migration routes, and ground squirrels, marmots, and chipmunks begin to hibernate.

Look for elk and bison—and the wolves that hunt them—in Hayden and Lamar valleys, and in meadows along rivers. Bears are more solitary but might be spotted in the valleys or meadows too.



NPS/Shade

Managing Bison

Yellowstone's bison are wild and sometimes leave the park. A group of cooperating agencies have agreed to intensively manage bison that leave the park because some bison carry the disease brucellosis. These agencies are committed to reducing the possibility of bison transmitting the disease to domestic livestock.

The bison management plan was implemented to conserve the Yellowstone bison population and minimize or avoid the risk of Yellowstone bison mixing with livestock on private and public lands surrounding the park. This plan is founded on the principle of adaptive management, which allows refinement of the existing plan as managers and scientists learn more about how bison use winter ranges in Montana, and about the risk of brucellosis transmission between bison and cattle.

According to the plan, bison migrating from the park may be hazed to acceptable habitats. If hazing is not successful, the bison will be captured.

Winter 2005/2006

During August of 2005, close to 5,000 bison lived in the park. In response to winter weather conditions, hundreds of bison migrated to winter range along and outside the park's north boundary. Park rangers hazed the bison, trying to keep them in the park. When those efforts were unsuccessful, more than 800 bison were captured and shipped to slaughter. An additional 87 calves were sent to quarantine (see below). The loss of this many bison, in addition to those that died from predation, accidents, and the harsh weather conditions, will not threaten the long term conservation of the bison population.

Other Recent Developments

Vaccination

The bison management plan includes a bison vaccination program. State and federal agencies have developed such programs to be used at boundary capture facilities. The National Park Service is

undergoing an environmental study to evaluate vaccinating bison throughout the park using remote delivery methods that do not require handling individual bison.

Bison hunt

The state of Montana authorized a bison hunt on public lands outside Yellowstone National Park, which ran November 15 to February 15. A total of 50 permits were issued. Through the hunt, the state can manage bison on low elevation winter ranges within the state.

Quarantine

A bison quarantine feasibility study is being conducted outside the north boundary of Yellowstone National Park. A protocol is being tested to certify disease-free bison; if successful, quarantine could enable Yellowstone bison to be part of bison conservation in other places.

Status review

In September 2005, the partner agencies in the bison management plan completed a five-year review of management actions. The report noted success in keeping bison and cattle apart, which has protected both Yellowstone's bison population and Montana's brucellosis-free status. The agencies will continue to monitor bison abundance, distribution and movements, and brucellosis prevalence in the population. In addition, they will continue to advance the management program toward greater tolerance for bison on low elevation winter range outside Yellowstone. The federal Record of Decision is available at www.planning.nps.gov/document/yellbisonrod.pdf



NPS/Peaco

FIRE!

- ◆ Large fires burn through Yellowstone's forests every 150–300 years and through grasslands every 25–60 years.
- ◆ Plants, such as lodgepole pine and aspen, are adapted to fire.
- ◆ Each year, lightning starts an average of 34 fires, most of them go out before burning one acre.
- ◆ Suppressing fires reduces the number and variety of plant and animal species.
- ◆ Until the 1970s, park managers believed they had to extinguish fires to preserve park resources.
- ◆ In 1972, scientific research led to the park allowing most natural fires to burn.
- ◆ For the next 10 years, 234 fires burned 35,000 acres.
- ◆ The 1988 fires brought management changes and new opportunities for research.
- ◆ Today, many fires caused by lightning in Yellowstone are allowed to burn as long as they don't threaten people or buildings.
- ◆ To find out more about fire, ask for the free handout, "Fire As a Natural Force" (Yell 288), available at visitor centers.

Sometimes fires are deliberately set to manage resources. This may happen in August or September at Norris, when a controlled fire will be used to protect the employee housing area by reducing fuels.

Yellowstone Open for Winter

Yellowstone and Grand Teton national parks are implementing a managed winter use program for the first time since motorized oversnow use began in the parks in the late 1940s. Winter visitors are accessing the parks via the cleanest and quietest snowmobiles commercially available, they are using commercial guides, and snowmobile numbers are limited. This is in sharp contrast to the largely unmanaged program that existed through the winter of 2002–2003. Past types and levels of snowmobile use created unacceptable air pollution, noise, wildlife harassment, and visitor experience concerns. The managed program is under the auspices of a Temporary Winter Use Plan in effect until March 2007.

A new winter planning process is underway. Scoping occurred in summer 2005, and NPS expects to release a draft environmental impact statement for public comment early next year. For more information, go to www.nps.gov/yell/planvisit/winteruse/index.htm.

Enjoying Winter

In a car Drive from the North Entrance to Cooke City, MT, and enjoy winter scenery and probably see pronghorn, elk, bison, and possibly wolves.

On skis or snowshoes Choose from many trails. Information at visitor centers, warming huts, winter trailheads, and at www.nps.gov/yell.

In a snowcoach Enjoy the warmth and comfort of a snowcoach. You can book a trip with snowcoach operators listed at www.nps.gov/yell.

On a snowmobile Reserve a guided snowmobile trip to explore Yellowstone's wintry interior. A list of authorized commercial guides is at www.nps.gov/yell.

Staying in Yellowstone Xanterra Parks & Resorts provides winter lodging in the park. Visit www.TravelYellowstone.com; call 307-344-7311 or toll-free 866-Geyserland (866-439-7375).

Wolves in Yellowstone




NPS/Peaco

Wolves were restored to Yellowstone in 1995 and are exciting animals to look for and observe. Look in valleys in the early morning and evening. Groups of ravens often gather around wolf-kills, so look for them too.

- ◆ Wolves eat primarily elk, plus some bison, mule deer, and small animals.
- ◆ A wolf's stomach can hold about 20 pounds of meat. So when a pack kills a 500-pound female elk, they can easily fill their bellies and leave a lot of meat for scavengers.
- ◆ Scavengers include ravens, magpies, bald and golden eagles, and coyotes.

Enjoy watching wolves, but stay safe and be aware of how your actions can affect them. See page 2 for more information about watching wildlife in Yellowstone. To find out more about wolves, ask for the free handout, "The Restoration of Wolves" (Yell 244), available at visitor centers.



Ranger Programs

Autumn 2006

5

	Sunday	Monday	Tuesday	Weds.	Thursday	Friday	Saturday
Canyon Village The Yellowstone Canyon Talk <i>Starting Sept. 5</i> From a classic viewpoint, enjoy the Lower Falls, the Yellowstone River, and the spectacular colors of the canyon while learning about the area's geology and history. Discover why artists and photographers have been drawn to this special place. Join the park ranger on the lower platform at Artist Point on the South Rim Drive for this short talk. ♻️ 20-30 minutes *11 AM talk geared for families with children of Junior Ranger age.	*11 AM 11:30 AM 2 PM 2:30 PM 9/10-9/24	*11 AM 11:30 AM 2 PM 2:30 PM 9/11-9/25	*11 AM 11:30 AM 2 PM 2:30 PM 9/5-9/26	*11 AM 11:30 AM 2 PM 2:30 PM 9/6-9/27	*11 AM 11:30 AM 2 PM 2:30 PM 9/7-9/28	*11 AM 11:30 AM 2 PM 2:30 PM 9/8-9/29	*11 AM 11:30 AM 2 PM 2:30 PM 9/9-9/30
Canyon Loop Walk <i>Starting Sept. 8</i> Walk along the upper Grand Canyon of the Yellowstone River, then along an established trail through meadows and forest, finally looping back to the parking area. Explore the geology and natural history of the canyon area, while enjoying a bit of its backcountry. Meet a park ranger at Uncle Tom's Parking Lot on the South Rim Drive (road to Artist Point). 2½ hours	9 AM 9/10-9/24	9 AM 9/11-9/25				9 AM 9/8-9/29	9 AM 9/9-9/30
Mammoth Hot Springs Tales of the Travertine Terraces <i>Starting Sept. 5</i> Discover Yellowstone's colorful geologic past and present through the rainbow hues of Mammoth Hot Springs. Learn how these dynamic terraces of travertine are unique among the park's hydrothermal features. Meet at the Liberty Cap rock formation at the base of the hot springs. ♻️ 20 minutes	9 AM 10 AM 9/10-9/24	9 AM 10 AM 9/11-9/25	9 AM 10 AM 9/5-9/26	9 AM 10 AM 9/6-9/27		9 AM 10 AM 9/8-9/29	9 AM 10 AM 9/9-9/30
Elk and the Autumn Rut <i>Starting Sept. 5</i> Have you noticed a lot of elk around the Mammoth area? Come learn why these animals congregate here every autumn. Meet the ranger on the Albright Visitor Center front lawn or in the theater if it's raining. ♻️ 20 minutes	3 PM 9/10-9/24	3 PM 9/11-9/25	3 PM 9/5-9/26	3 PM 9/6-9/27		3 PM 9/8-9/29	3 PM 9/9-9/30
Calling in the Cavalry <i>Starting Sept. 5</i> In its early days, Yellowstone National Park was protected by the U. S. Cavalry. Join a ranger to learn about the Army's role in protecting Yellowstone and the National Park idea. Meet in front of Albright Visitor Center. ♻️ 20 minutes	4 PM 9/10-9/24	4 PM 9/11-9/25	4 PM 9/5-9/26	4 PM 9/6-9/27		4 PM 9/8-9/29	4 PM 9/9-9/30
Old Faithful Area Geyser Hill Walk <i>Starting Sept. 5</i> Yellowstone has more hydrothermal features than anywhere else in the world. Learn about Yellowstone's volcanic history and explore the world of hydrothermal features on this 1¼ mile walk. Meet at the temporary Old Faithful Visitor Center. 1½ hours	10:30 AM 9/10-9/24	10:30 AM 9/11-9/25	10:30 AM 9/5-9/26	10:30 AM 9/6-9/27	10:30 AM 9/7-9/28	10:30 AM 9/8-9/29	10:30 AM 9/9-9/30
Geysers Galore! <i>Starting Sept. 5</i> Take a quick look at Yellowstone's fascinating and visible geologic story. Meet in front of the temporary Old Faithful Visitor Center for this outdoor program. ♻️ 10 minutes	1:15 PM 1:45 PM 9/10-9/24	1:15 PM 1:45 PM 9/11-9/25	1:15 PM 1:45 PM 9/5-9/26	1:15 PM 1:45 PM 9/6-9/27	1:15 PM 1:45 PM 9/7-9/28	1:15 PM 1:45 PM 9/8-9/29	1:15 PM 1:45 PM 9/9-9/30
Old Faithful Evening Feature <i>Starting Sept. 5</i> Each evening a different aspect of Yellowstone's wonders will be featured during this 45-minute outdoor talk. Meet the ranger at the benches in front of Old Faithful near the temporary Old Faithful Visitor Center. ♻️ 45 minutes	7 PM 9/10-9/24	7 PM 9/11-9/25	7 PM 9/5-9/26	7 PM 9/6-9/27	7 PM 9/7-9/28	7 PM 9/8-9/29	7 PM 9/9-9/30
West Yellowstone Explore Yellowstone! <i>Starting Sept. 5</i> Would you like ideas on how to spend your time in Yellowstone? Meet a park ranger at the Chamber of Commerce Visitor Center (corner of Yellowstone Avenue and Canyon Street) for a talk about what to see and do in the park. ♻️ 20-30 minutes	9:30 AM 9/10-9/24	9:30 AM 9/11-9/25	9:30 AM 9/5-9/26	9:30 AM 9/6-9/27	9:30 AM 9/7-9/28	9:30 AM 9/8-9/29	9:30 AM 9/9-9/30

♻️ = Accessible

Ranger Adventure Hikes (fee)—Old Faithful Area

RESERVATIONS REQUIRED (in person only)

We do not accept reservations by phone. Please purchase tickets in advance at the Albright (Mammoth), Old Faithful, Grant, Fishing Bridge, or Canyon visitor centers.

WHEN: through September 30

FEE: \$15 Ages 16 and older; \$5 Ages 7-15; Free for ages 6 and under

Fairy Falls Frolic

8 AM, Tuesdays

Ramble along the edge of a spectacular geyser basin and through a thriving young forest to Fairy Falls where water plunges 200 feet over a lava wall. Explore a backcountry hydrothermal area that includes Imperial Geyser.

Area of Park Old Faithful
 Difficulty Moderate
 Duration 5 hours
 Total Distance 6.4 miles/10.3 km
 Type of Trail Out and back; maintained trail and off-trail travel.

Lone Star Stroll

8 AM, Thursdays

Walk along the scenic Firehole River and visit Lone Star Geyser, one of Yellowstone's hidden treasures. Its massive geyser cone erupts a sparkling jet of water every few hours. View other backcountry hydrothermal features on an easy stroll along an historic road.

Area of Park Old Faithful
 Difficulty Easy (Elevation gain: 40 ft/12 m)
 Duration 4.5-5 hours
 Total Distance 5.8 miles/9.3 km
 Type of Trail Out and back; paved, wide path; open to bicycles.

Mudpot Special

8 AM, Wednesdays & Saturdays

Pocket Basin reveals a close-up view of colorful hot springs and bubbling mudpots. Experience the wonders of this dynamic geologic area as we explore a backcountry thermal area along the famous Firehole River.

Area of Park Old Faithful
 Difficulty Moderate (Elevation gain: 40 ft/12 m)
 Duration 4-4.5 hours
 Total Distance 3 miles/4.8 km
 Type of Trail Out and back; maintained trail and off-trail travel.

Shoshone Lake Discovery

8 AM, Fridays

Take a hike straight into the wilderness of Yellowstone. Follow DeLacy Creek to the pebbly shore of Shoshone Lake, the largest backcountry lake in the United States and a beautiful destination for this backcountry hike.

Area of Park Between Old Faithful & West Thumb
 Difficulty Moderate (Elevation gain: 200 ft/60 m)
 Duration 4.5-5 hours
 Total Distance 6 miles/9.6 km
 Type of Trail Out and back; maintained trail.

Camping & Fishing

6

Autumn 2006

Campgrounds

	Dates	Fees	Sites	Elev (ft)	Features	RV sites
Bridge Bay*	5/26-9/17	\$17	431	7,800	A, F, DS, G	call for availability & reservations
Canyon*	6/9-9/10	\$17	272	7,900	A, F, S/L, G	call for availability & reservations
Fishing Bridge RV*	5/19-10/1	\$34	346	7,800	F, S/L, DS, G	call for availability & reservations
Grant Village*	6/21-9/24	\$17	425	7,800	A, F, S/L, DS, G	call for availability & reservations
Madison*	5/5-10/29	\$17	277	6,800	A, F, DS, G	call for availability & reservations
Indian Creek	6/9-9/18	\$12	75	7,300	V	10 @ 40'; 35 @ 30'; pull-through
Lewis Lake	6/16-11/5	\$12	85	7,800	V	a few @ 40'
Mammoth	All year	\$14	85	6,200	A, F, G, S	all pull-through
Norris	5/19-9/25	\$14	116	7,500	F, G	2 @ 50' (signed); 5 @ 30'
Pebble Creek	6/9-9/25	\$12	36	6,900	V	some long pull-throughs
Slough Creek	5/26-10/31	\$12	29	6,250	V	14 @ 30', walk through first to assess sites beyond #16
Tower Fall	5/19-9/25	\$12	32	6,600	V	all @ 30' or less; has hairpin curve

*Sites you can reserve; price doesn't include tax.

A Accessible sites available
 F Flush toilets
 V Vault toilets

S/L Pay showers/laundry nearby
 DS Dump station
 G Generators OK 8 AM-8 PM

First-Come, First-Served

Seven campgrounds are operated by the National Park Service: Indian Creek, Lewis Lake, Mammoth, Norris, Pebble Creek, Slough Creek, and Tower Fall. You cannot reserve these sites.

Reservable Sites

You can reserve a site at the five campgrounds operated by Xanterra Parks & Resorts, indicated by * on the chart.

For same-day reservations, call 307-344-7311 or ask at any campground registration desk.

For future reservations, call 307-344-7311 or toll-free 866-Geyserland (866-439-7375), or write Xanterra Parks & Resorts®, P.O. Box 165, YNP, WY 82190; www.TravelYellowstone.com.

Fishing Bridge RV Park is for hard-sided vehicles only (no tents or tent trailers are allowed).

Overflow Camping

No overflow camping exists in Yellowstone National Park. Camping or overnight vehicle parking in pullouts, parking areas, picnic grounds, or any place other than a designated campground are not permitted. Camping is often available in neighboring communities and public lands outside the park (see page 13).

Check-in & Check-out

Check-in any time, but sites may not be available before 10 AM. Registration desks at reservable campgrounds are staffed 7 AM-10 PM, May 30-August 27; 8 AM-9 PM, early and late season.

Check-out time is 10 AM.

Length of Stay

Camping is limited to 14 days July 1-Labor Day (first Monday in September) and to 30 days the rest of the year; no limit at Fishing Bridge.

Discounts

Holders of Golden Age and Golden Access passports receive approximately a 50% discount on camping fees, except at Fishing Bridge, where no discounts apply.

RV Length

Know your total vehicle length—total of trailer and towing vehicle or total of motorhome and towed vehicle. Use the total length to determine which campground can best accommodate your rig.

Group Camping

Group camping is available at Madison, Grant, and Bridge Bay from late May through closing date for organized groups with a designated leader such as youth or educational groups. Fees range from \$49-79 (plus tax) per night, depending on group size. Reservations are required. Write Xanterra Parks & Resorts at P.O. Box 165, YNP, WY 82190; or call 307-344-5437; or email YNPSA@Xanterra.com.

Quiet Hours

Each visitor deserves to hear the natural sounds of this beautiful environment. Respect this by complying with the law: generators prohibited 8 PM-8 AM; quiet hours, 10 PM-6 AM. No loud audio devices, or other noise disturbances will be allowed during this time. Generators are only permitted in seven campgrounds (see chart).

WARNING: Food & Odors Attract Bears

The future of bears and the safety of you and others depend on you. The following items—new, clean, dirty, empty, or full—may not be left outside, in tents, or in tent trailers at any time, day or night, unless in immediate use:

water & beverage containers • cooking, eating, drinking utensils • stoves & grills • coolers & ice chests • trash • food • cosmetics & toiletries • pet food & bowls • pails, buckets, & wash basins

Attention Anglers!

New fishing regulations for 2006—including barbless hooks ONLY.

Read them before you Fish. You are responsible for following the rules.

Fishing Season

Yellowstone's fishing season generally begins on the Saturday of Memorial Day weekend and continues through the first Sunday of November. **Exceptions include:** Yellowstone Lake opens June 15; Yellowstone Lake's tributary streams open July 15; Yellowstone River and its tributaries between Canyon and Yellowstone Lake open July 15. Other exceptions exist. Refer to park fishing regulations or the park website for additional information: www.nps.gov/yell/planvisit/todo/fishing/index.htm

Fishing Regulations (major changes)

Park fishing regulations are available at ranger stations, visitor centers, or general stores. They have changed for 2006; obtain a copy and know the rules.

In Yellowstone, wildlife takes precedence over humans as consumers of fish. All fish are wild (there is no stocking), so sufficient adult fish must remain to reproduce and maintain populations and to assure genetic diversity. These facts require both a philosophical and literal distinction between recreational angling and consuming fish. In Yellowstone, angling is based on fishing for native species of wild trout in a natural setting.

Fishing regulations in Yellowstone National Park have evolved as ongoing research reveals population trends and interrelationships with the rest of the Yellowstone ecosys-

tem. Increasing numbers of anglers have also influenced the development of regulations by their impact on certain species and aquatic habitats.

Permits (some changes this year)

Fishing All anglers 16 or older must possess a valid Yellowstone National Park fishing permit to fish in the park; state permits are not valid. 3 days—\$15; 7 days—\$20; annual—\$35. Permits are available at ranger stations, visitor centers, and Yellowstone General Stores.

Anglers 15 or younger have two options: fish without a permit under direct supervision of an adult who has a permit or obtain a free permit that must be signed by an adult. The adult must ensure the child complies with all fishing regulations and provisions.

Boats & Float Tubes You must have a permit to use boats and float tubes; their use is limited to a few locations. Obtain these permits in person at: South Entrance, Lewis Lake Campground, Grant Village Backcountry Office, and Bridge Bay Ranger Station. Non-motorized boating permits only are available at the Canyon, Mammoth, and Old Faithful backcountry offices, Bechler Ranger Station, and West and Northeast Entrances. You must have a Coast Guard approved "wearable" personal flotation device for each person on board.



STOP AQUATIC HITCHHIKERS!

Prevent the transport of nuisance species.
 Clean all recreational equipment.
www.ProtectYourWaters.net

Aquatic Nuisance Species (ANS) are plants and animals that are not native to the park and cause irreversible harm to the naturally-functioning ecosystem that exists here. Already, New Zealand mudsnails, whirling disease, and lake trout have resulted in loss of fisheries and closure of areas that once abounded with trout. You can help prevent the spread of these harmful exotic invaders!

CLEAN YOUR BOAT

CLEAN YOUR GEAR

Do not release plants, fish, or animals into a body of water unless it came out of that body of water. If you witness a violation, please contact a local park ranger, stop by a visitor center, or call 307-344-7381, dial "0."

Exploring Yellowstone

Autumn 2006

7

Many wonders of Yellowstone lay beyond the developed areas and roads, in the backcountry of the park. If you choose to explore this wild wonderland—whether for a few hours or a few weeks—you need to be prepared. Begin by reading the information here, then consult a ranger as you plan your trip.

Day Hiking

Talk to a ranger at a backcountry office or visitor center before beginning a day hike. Rangers know the trail conditions, the weather forecast, and if areas are closed due to bear activity or because of management activities.

Overnight Trips

Permits are required for all overnight trips.

Obtain a permit at a ranger station not more than 48 hours in advance of the first date of the trip. When your permit is issued, you will be given full instructions about backcountry regulations and safety. You can also reserve campsites for future trips for a \$20 fee. To make reservations, check at a ranger station

or write the Backcountry Office, P.O. Box 168, Yellowstone National Park, WY 82190.

Accessibility

Wheelchairs and some types of service animals are allowed in the backcountry. Contact the backcountry office for further information before taking a wheelchair or service animal into the backcountry.

Backcountry Campfires

You are encouraged to use a camp stove in the backcountry. Campfires are permitted only in established fire pits at certain campsites; you will be given this information when you obtain your overnight permit.

Pack It In—Pack It Out

You must carry all refuse out of the backcountry, including items partly burned in fire pits (foil, tin, glass, etc.).

Sanitation

Bury human waste 6 to 8 inches (15–20 cm) below ground and a minimum of 100 feet (30 m) from water. Dispose of waste water at least 100 feet (30 m) from water or a campsite. Do not pollute lakes, ponds, rivers, or streams by washing yourself, clothing, or dishes in them.

Stock Use

Not all trails are open to stock. Inquire at backcountry offices and ranger stations.

Drinking Water

Drinking untreated water may lead to intestinal infection. Either filter it with a good commercial filter, treat it with a chemical treatment such as iodine or chlorine, or boil it at least one minute. Never drink water from a hot spring.

Hypothermia

Exposure to wind, rain, or cold can result in hypothermia. This rapid loss of body heat can cause death if not treated. Early warning signs include shivering, slurred speech, memory lapses, drowsiness, and exhaustion. Get into dry clothes and drink warm fluids at the first signs of hypothermia.

Bear Country Tips

A Fed Bear Is a Dead Bear

Do not leave packs containing food unattended, even for a few minutes. If a bear obtains human food even once, it often becomes aggressive about obtaining such food, and may have to be destroyed or removed from the park.

Alert Bears to Your Presence

Make loud noises, shout, or sing. Hike in groups, stay on maintained trails, and use caution if vision is obstructed. Do not hike after dark. Avoid carcasses; bears often defend this source of food.

If You Encounter a Bear

Do not run; bears can easily outrun you. Plus, running may cause an otherwise non-aggressive bear to attack. If the bear is unaware of you, keep out of sight and detour behind and downwind of the bear. If the bear is aware of you but has not acted aggressively, slowly back away.

Do not drop your pack! This teaches bears how to obtain human foods and often means the bear must be removed.

Climbing trees to avoid bears is not often practical. All black bears, all grizzly cubs, and some adult grizzlies can climb trees. Plus, running to a tree may provoke an otherwise uncertain bear to chase you.

If a Bear Approaches or Charges You

Do not run. Some bears will bluff their way out of a threatening situation by charging, then veering off or stopping abruptly. Bear experts generally recommend standing still until the bear stops and then slowly backing away. If you are attacked, try to lie on the ground completely flat on your stomach. Spread your legs and clasp your hands over the back of your neck. *Do not drop your pack!* It will protect your back.



NPS Photo

If You Carry Pepper Spray:

- ◆ Use bear pepper spray. Personal self-defense pepper spray is not effective.
- ◆ The canister must be immediately available, not in your pack.
- ◆ It is effective only at distances of 10–30 feet and can be adversely affected by wind, cold temperatures, and age.
- ◆ Follow the manufacturer's instructions, know how to use the spray, and be aware of its limitations, including the expiration date.
- ◆ If you use the spray to stop a bear, leave the area immediately. The spray is effective for a short time and is less effective the second time.
- ◆ It is not a repellent. Don't spray it on people, tents, or backpacks.
- ◆ Carrying bear pepper spray is not a substitute for vigilance and exercising safety precautions.

For more safety tips, see page 2 of this paper. For more backcountry travel details and regulations, stop by a backcountry ranger station or visit www.nps.gov/yell/planvisit/todo/backpack/index.htm.



Leave No Trace is

a national education program promoting responsible outdoor recreation and stewardship of our public lands through outdoor skills and ethics. The National Park Service is proud to be a partner of Leave No Trace and urges visitors to learn more about how they can minimize recreation impacts and help protect Yellowstone's precious wildlands for future enjoyment. For more information visit a backcountry office in the park or go online to the Leave No Trace website at www.LNT.org.



Yellowstone Association

Explore the Park with the Yellowstone Association Institute

What is the Yellowstone Association Institute?

The Institute is a nonprofit field school operated in partnership with the National Park Service to provide in-depth learning experiences for Yellowstone visitors. Our goal is to help you understand and enjoy this remarkable place.

What Makes the Institute Special?

- ◆ We are Yellowstone's official educational partner, with more than three decades of experience offering programs inside the park.
- ◆ Our instructors and naturalist guides are Yellowstone experts, with advanced training and extensive teaching experience.
- ◆ We travel in small groups to provide a high quality educational experience with minimum environmental impact.

Which of our programs is right for you?

Lodging & Learning programs mix just the right amount of education and recreation on your vacation. You'll be based at historic park hotels and taught by naturalist guides who are intimately familiar with Yellowstone.

Personal Ed-Ventures immerse families or other small groups in Yellowstone through one-day natural history tours in the northern portion of the park. An Institute naturalist guide will meet you at a predetermined location for your private introduction to park wildlife and ecology.

Backcountry Courses take you on a learning adventure in the vast wilderness of the Yellowstone area. Designed to be both light on the land and educational, backcountry courses are taught by a professional outdoor leader and a topic expert.

Field Seminars are educational experiences that go deep! Taught by researchers, field biologists, and other experts, field seminars focus on specific subjects such as predator/prey relationships, vegetation of the park, illustrating the wild, and observing wildlife.

Group Programs provide educational experiences for your private group. You can choose from a selection of one to multi-day programs throughout the Yellowstone area that are taught by Institute instructors.



Obtain your free course catalog by calling 307-344-2294 or visit us at www.YellowstoneAssociation.org

Old Faithful Geyser

8

Autumn 2006

Many myths exist about Old Faithful, the world's most famous geyser (shown at left). The lists below can help you sort the facts from myths.

Myths

- ✗ No one can predict Old Faithful anymore.
- ✗ It is so predictable, you can set your watch by its eruption.
- ✗ It is the only predictable geyser.
- ✗ It is the most predictable geyser.
- ✗ It erupts every hour on the hour.
- ✗ Its eruption is not as high as it used to be.
- ✗ Its eruption lasts less time than it used to.
- ✗ Park rangers can control Old Faithful's eruption.

Facts


- ✓ Old Faithful's eruption length and height, and the time between eruptions varies daily and yearly.
- ✓ As of March 2006, the eruption lasts 1½ to 5 minutes; the average interval between eruptions is 92 minutes.
- ✓ Old Faithful's height ranges from 106 feet to more than 180 feet, averaging 130 feet.
- ✓ Its average eruption length, height, and interval will change again—often as a result of an earthquake.
- ✓ 3,700 to 8,400 gallons of water are expelled per eruption, depending on the length of eruption.
- ✓ Just prior to eruption, water temperature at the vent is 204°F (95.6°C).
- ✓ It's one of more than 300 geysers in Yellowstone.

Geysers are dynamic and constantly evolving. They respond to small, natural changes in their plumbing systems, water temperature, dissolved gas and mineral content of thermal water, amount of water, amount of heat, changes in pressure, and other factors. Geysers are also affected by natural events in Yellowstone such as frequent earthquakes.

The average interval between Old Faithful's eruptions increased after the 1959 Hebgen Lake Earthquake, centered 12 miles northwest of the park's west entrance. It increased again after the 1983 Borah Peak Earthquake, centered in Idaho. In 1998, another small earthquake lengthened the interval again; later, a swarm of earthquakes further increased the interval.

Occasionally, waiting for Old Faithful's eruptions can stretch beyond the predicted time. Think of it this way: you've got time now to meet other visitors, read about the park, or take a much-needed rest. So relax and enjoy the time you spend with the world's most famous geyser.

Old Faithful (right) is a cone geyser, erupting in a narrow column; Great Fountain Geyser (below left), in the Lower Geyser Basin, is a fountain geyser, erupting broadly and in several directions.



NPS



NPS

How Geysers Work

Geysers are hot springs with narrow spaces in their plumbing, usually near the surface. These constrictions prevent water from circulating freely to the surface where heat would escape. The deepest circulating water can exceed the surface boiling point (199°F/93°C).

The surrounding pressure also increases with depth, much as it does with depth in the ocean. Increased pressure exerted by the enormous weight of the overlying rock and water prevents the water from vaporizing.

As the water rises, steam forms. Bubbling upward, steam expands as it nears the top of the water column until the bubbles are too large and numer-

ous to pass freely through the constrictions. At a critical point, the confined bubbles actually lift the water above, causing the geyser to splash or overflow. This decreases pressure on the system, and violent boiling results. Tremendous amounts of steam force water out of the vent, and the eruption begins.

Water is expelled faster than it can enter the geyser's plumbing system, and the heat and pressure gradually decrease. The eruption stops when the water reservoir is exhausted or when the gas bubbles diminish enough to be able to rise without ejecting the water.

New Old Faithful Visitor Center Coming!

An exciting event happens this year in the Old Faithful area! Ground-breaking will occur for the new Old Faithful Visitor Education Center. When the building is finished, you'll have a central location for learning about Yellowstone's hydrothermal features, the unique micro-organisms that live in them, and how people have been inspired by them.



CTA Associates

The new Old Faithful Visitor Education Center is being planned to meet "Silver LEED Certification"—one of the first visitor centers in the National Park System to do so.

Its "green" features will include:

- ◆ Recycled materials and salvaged wood
- ◆ "Snow zones"—a natural soil moisture recharge system surrounding the building
- ◆ Locally and regionally manufactured materials
- ◆ A ventilation system in the foundation that acts as a thermal buffer to protect the sensitive geothermal area
- ◆ A multi-zone heating and cooling system that allows for a reduced heated space in winter
- ◆ Renewable resource cork flooring
- ◆ Composite wall coverings and roof shingles made from recycled materials
- ◆ Low-flow restroom plumbing
- ◆ Use of earth-friendly cleaning supplies

The Canyon Visitor Education Center

Autumn 2006

9

Grand Opening August 25! The Visitor Center you helped build



Enter the new Canyon Visitor Education Center and the world of Yellowstone's supervolcano—an idea that has captured the minds and imaginations of people around the world. For the first time, park visitors will see, hear, and learn how the Yellowstone volcano, its geysers and hot springs, and geologic history shape the distribution and abundance of all life found here.

Explore these ideas through interactive exhibits, animations, audio-visual productions, and real-time scientific data.



Detailed illustrations bring Yellowstone's "plumbing" systems into view.

Your entrance fee dollars

have helped rehabilitate and upgrade the Canyon Visitor Education Center. Originally built in 1958, it had developed structural defects and was too small to serve the number of visitors who come to the Canyon area. The renovated building now:

- ◆ includes two stories of exhibits
- ◆ has a new roof to withstand heavy snows
- ◆ is built with structural steel to withstand earthquakes associated with the Yellowstone caldera
- ◆ has fully accessible public spaces

The unique exhibits include:

- ◆ A room-size relief model of Yellowstone that illuminates and narrates the park's volcanic eruptions, lava flows, glaciers, and earthquake faults for visitors on the first floor; from the second floor view, visitors can hear tribes associated with the park interpret the park's geology from their tribe's perspective.
- ◆ A 9,000 pound rotating globe illustrating global volcanic hotspots (shown at right).
- ◆ One of the world's largest lava lamps illustrating how magma rises by heat convection.
- ◆ Computer-generated exhibits displaying real-time earthquake and other geologic data exactly at the same time it is being collected in the park.
- ◆ Murals and enlarged photographs showing the enormity of Yellowstone's glaciers and their lasting effect on the landscape.
- ◆ Detailed panoramas, dioramas, and cross sections of life in a lodgepole forest and a grassland—habitats made possible by Yellowstone's fire and ice.



Revolving on a film of water, the Kugel globe illustrates earth's movement while showing locations of volcanic hotspots.

All photos this page by Jim Peaco, NPS

Your entrance fee helped pay for the renovation of the Canyon Visitor Education Center, as part of the Federal Lands Recreation Enhancement Act (FLREA). This act authorizes participating parks to keep 80% of the fees to fund maintenance, repair projects, public service programs, and natural and historical resource preservation. The remaining 20% of the fees generally goes to parks that don't collect fees but have similar needs and to fund other National Park Service projects.

Why have fees?

Managing public lands requires a major financial investment, which comes mostly from general tax revenues. Recreational use fees ensure that actual users pay an increased share of the costs, and these fees are applied to projects at the area where they were collected.

About the Fee Program

- ◆ Allows a significant portion of the fees collected at a public area to be spent directly on behalf of that area.
- ◆ Encourages each agency to develop fair and equitable fee collection programs, whether

the public areas are large or small, urban or wilderness, natural or historical.

- ◆ Promotes the collection of fees where such fees can cover the cost of a new activity. In some cases, visitors will have to pay for activities that previously were free.



You Can Help Preserve and Protect Yellowstone

In our increasingly crowded and developed world, Yellowstone National Park provides a source of refuge and renewal for those who enter its quiet places. The park's magnificent wilderness areas offer a glimpse of what our continent was like when humans first gazed in wonder upon its steaming geysers, thundering waterfalls, and abundant wildlife. However, Yellowstone exists today only because generations who came before us understood its value and made its preservation a priority.

Because so many visitors who love Yellowstone want to help ensure that it stands wild and unimpaired for our future, two separate organizations have been established. The Yellowstone Park Foundation and the Yellowstone Association work in partnership with the National Park Service and each other to provide a means for visitors to contribute to Yellowstone's preservation. Please help us protect and preserve this national treasure. Your contribution to either organization will designate you as a true friend of Yellowstone; contributors of \$1,000 or more will have their names displayed on the park's Honor Wall at Old Faithful, receiving special recognition as stewards and benefactors of Yellowstone National Park. Yellowstone will exist tomorrow as one of America's most treasured places only if our generation understands its value and makes its preservation our priority.



Yellowstone Park Foundation

You Can Help Protect the Wonders & Wildlife of Yellowstone National Park

The Yellowstone Park Foundation works in cooperation with the National Park Service to fund projects and programs that protect, preserve, and enhance the natural and cultural resources and the visitor experience of Yellowstone National Park.

With the help of generous Friends of Yellowstone, the Yellowstone Park Foundation has successfully funded more than 135 projects that directly enhance your family's visit to the Park.

- Funded projects include:
- wildlife conservation
 - trail reconstruction
 - historic preservation
 - new educational exhibits

Yellowstone continues to need *your* help! Please join us in protecting the wonders and wildlife of Yellowstone. With a donation of \$25 or more, you will become a Friend of Yellowstone and you'll receive our newsletters, annual report, a static window decal and other great benefits. Learn more at www.ypf.org.

To become a Friend of Yellowstone, please complete and mail the coupon below. You can also donate online or learn more about the Yellowstone Park Foundation at www.ypf.org

YES! I Want to be a Friend of Yellowstone National Park.

Enclosed is my tax-deductible donation of:

- \$25 \$50 \$100 \$250 \$500 Other _____

NAME _____

ADDRESS _____

TELEPHONE _____ E-MAIL _____

- Enclosed is my check. Please make check payable to the Yellowstone Park Foundation.
 Please charge my credit card (choose one):
 MasterCard Visa Discover AmEx Diners Club

CREDIT CARD NUMBER _____ EXP. DATE _____

- I want to help, but do not want to receive a thank-you gift.

Mail donations to: **The Yellowstone Park Foundation**
222 East Main St., Suite 301, Bozeman, MT 59715 • 406.586.6303

Canyon • Fishing Bridge • Grant Village • Madison • Mammoth • Norris • Old Faithful • West Thumb



Photo: Carol Polich

JOIN "THE HERD"

The easiest way to learn more about Yellowstone *and* to help preserve it is to join the nonprofit Yellowstone Association. Join at any of our eight Park Stores in park visitor centers and **SAVE 15%** on your purchase. Get a **FREE GIFT** when you join!

By the way, a group of bison is actually called an "OBSTINACY."

See, you learned something new already.

Discover Yellowstone ~ Become a Member



YELLOWSTONE ASSOCIATION
www.YellowstoneAssociation.org

INSPIRE . EDUCATE . PRESERVE .

"Greening" Yellowstone

Autumn 2006

11

Yellowstone National Park, its concessioners, and its partners are leaders in sustainable practices that keep Yellowstone clean and "green."

Annual Recycling

Every year Yellowstone National Park recycles:

- ◆ 207 tons of newspapers, office paper, and magazines
- ◆ 197 tons of aluminum/steel
- ◆ 97 tons of glass
- ◆ 6 tons of plastic containers
- ◆ 150 tons of cardboard
- ◆ 4,000 used tires
- ◆ 60% of the park's solid waste (into compost)

Below: Old Faithful Geyser viewers stand on a plastic boardwalk made from the equivalent of three million plastic milk jugs. Unilever Corporation has donated more than 60,000 square feet of 100% recycled plastic lumber for boardwalks and viewing areas in Yellowstone.



Clean & Efficient Travel



Rangers use donated Toyota Prius hybrid cars when responding to traffic jams caused by bears and other wildlife.

Renovating the Old Faithful Inn

The Old Faithful Inn is undergoing a major three-year renovation, which will enable guests and visitors to experience the hotel much as it was 100 years ago. The primary goal is preserving a treasured National Historic Landmark and updating it to meet safety standards and provide more accessibility.

Because the Inn sits in one of the country's most active seismic zones, it will be fitted with new structural steel components providing additional strength and resilience to the structure. They will be encased in wood/log sleeves to blend with the historic features. Steel reinforced concrete foundations will strengthen the existing stone foundations. The comprehensive infrastructure upgrade will also include new fire protection systems and upgraded mechanical, plumbing, and electrical systems.



All photos this page: NPS

The renovation is expected to be completed in 2008. During this time, the Old Faithful Inn will have a shortened operating season. Please see page 15 for specific visitor services available in the area.


After the Inn closes to the public for the season, it is a construction site and significant hazards exist. View the work from a safe distance, and do not enter the construction area.

Building to Yellowstone and the Environment

The U.S. Green Building Council (USGBC), a building industry group, developed national standards for environmentally-sound buildings. Called LEED (Leadership in Energy and Environmental Design) Green Building Rating System®, these standards are being applied in new Yellowstone National Park building projects such as the Old Faithful Visitor Education Center (see page 8) and the West Entrance Station.

- ◆ Toyota Motor Sales U.S.A. Inc. donated four Prius hybrid vehicles to Yellowstone National Park through the Yellowstone Park Foundation. The Prius hybrid (photo at left) combines a highly efficient gasoline engine with an electric motor that, when braking, captures energy to charge its batteries. The Prius has 90% lower emissions than the average car, better fuel efficiency, and runs quietly when using only the electric motor.
- ◆ The National Park Service, Montana Department of Environmental Quality, and the University of Idaho are taking advantage of Yellowstone's extremely cold winters to test alternative fuels in harsh conditions.
- ◆ Dodge Truck, Inc. donated a three-quarter ton 4x4 pickup to test 100% biodiesel fuel. It averages 17 miles per gallon with less smoke, hydrocarbons, nitrogen oxides, and carbon monoxides emitted in the exhaust.
- ◆ All diesel-powered vehicles used by park employees plus many used by concessioners use a 20% blend of industrial-grade vegetable oil and diesel.
- ◆ Yellowstone uses an ethanol blend in all unleaded park vehicles and is the first national park to sell ethanol blended fuel to visitors at public service stations.
- ◆ More than 40 employees participate in a Ride-share program, commuting in a park-sponsored bus.

Save With the National Parks Pass



The National Parks Pass saves you money when visiting national parks. For one annual fee of \$50, you can enter all National Park areas. You receive a great value while supporting national parks. A full 80% of the proceeds from the sales of passes at Yellowstone go directly to projects that help visitors experience the area. The remaining proceeds go to a national fund supporting projects at any of the national parks in the system.

Purchase your pass at one of Yellowstone's entrance stations, or purchase it online at www.nationalparks.org or call toll-free: 1-888-GO-PARKS (1-888-467-2757). For an additional \$15, you can upgrade your National Park Pass to a Golden Eagle Pass, which provides admission to all national parks, national wildlife refuges, and other federal fee areas. (Neither pass is good for user or parking fees, such as at Mount Rushmore.)

Private, noncommercial automobile	\$25 (7 days, both Yellowstone and Grand Teton)
Individual motorcycle	\$20 (7 days, both parks)
Single entry (foot, bike, ski, etc.)	\$12 (7 days, both parks)
Annual Pass, both parks	\$40 (valid one year from date of purchase)
National Parks Pass	\$50 (valid one year from date of purchase for entrance fees at National Park Service areas)
Golden Eagle Pass	\$65 (valid one year from date of purchase at most federal fee collection areas)
Golden Age Passport	\$10 (one-time fee for lifetime pass—available to those citizens or permanent residents of the U.S. 62 years of age and older)
Golden Access Passport	Free (available to those citizens or permanent residents of the U.S. who have been determined to be blind or permanently disabled)

Remember to keep your admission receipt to re-enter the park.

Services in the Park

12

Autumn 2006

YELLOWSTONE NATIONAL PARK

Medical Services Guide 2006 Season



MEDICAL SERVICES AT YELLOWSTONE

Emergencies

Dial "911" or contact any National Park Service ranger within the park boundaries. Specially trained rangers provide rescue, emergency medical care, and ambulance service.

Medical Clinics

Medcor operates three urgent-care clinics within the park. The clinic at Mammoth is open year round, staffed by a board-certified physician and a team of experienced RN's. The clinics at Lake and Old Faithful are open seasonally (see below for schedules).

All of these clinics are open to the public and are staffed and equipped for most medical emergencies as well as for routine care. Services include injury and illness treatment, x-rays, and some lab and pharmacy services.

If in-patient care or advanced services are required, the clinic staff can stabilize patients and arrange for appropriate transfer to a hospital outside the park.



CLINIC	DATES	DAYS	HOURS
Mammoth Open Year Round (307) 344-7965	January 1 – May 31	Monday – Friday Closed May 29	8:30 am – 5:00 pm; closed Fridays at 1 pm
	June 1 – September 3	7 days a week	8:30 am – 5:00 pm
	September 4 – December 31	Monday – Friday Closed 9/4, 11/23, 11/24 & 12/25	8:30 am – 5:00 pm; closed Fridays at 1 pm
Lake Open Seasonally (307) 242-7241	May 25 – September 25	7 days a week	8:30 am – 8:30 pm; On-call after hours through 911
Old Faithful Open Seasonally (307) 545-7325	May 17 – September 15	7 days a week	7:00 am – 7:00 pm; On-call after hours through 911
	September 16 – October 6	Thursday – Monday Closed Tue. and Wed.	8:30 am – 5:00 pm

© 2006 Medcor, Inc.
All rights reserved.

Yellowstone Medical Providers National Park Service Rangers

Professionals trained in fire, rescue, emergency medicine, law enforcement, and wilderness operations. www.nps.gov

Medcor

Medical staff, systems, software and services on-site and on-line across the country. www.medcor.com

Eastern Idaho Regional Medical Center

Air ambulance, emergency medical direction, training, and trauma/specialty care from one of America's top 100 hospitals. www.eirmc.com

Stay Safe & Healthy at Yellowstone

Yellowstone is a large wilderness area with many natural hazards, including wild animals, scalding hydro-thermal features, freezing temperatures, blinding snow, thin ice, deep and running water, and high altitude. Please follow all national park regulations and common-sense precautions to stay safe and healthy while enjoying your visit to Yellowstone.

Yellowstone General Stores



Yellowstone General Stores (YGS) is a division of Delaware North Companies Parks and Resorts, a leading hospitality company managing concession operations in Yosemite National Park, Grand Canyon National Park, Sequoia National Park, and numerous other unique locations in North America. Yellowstone General Stores operates 12 general merchandise stores located throughout Yellowstone National Park.

YGS makes every attempt to cater to all of your needs while in Yellowstone National Park. Many YGS stores offer a book section that carries volumes about geothermal features, geology, Old Faithful, and the park itself, as well as themed postcards, posters, and other items that let you take away more than a memory. Personal memories can be preserved at photo centers, which offer film processing, digital card downloads, and photographic supplies for documenting your trip on film.

YGS' apparel departments provide numerous items bearing designs relating to the themes of the park. Guests can find articles to wear now or give later. Collectors will want to explore the wide spectrum of collectibles and novelties in our souvenir sections.

Campers can find everything needed for the evening's cookout to a snack for the road. YGS fountains provide a variety of foods to satisfy any wilderness hunger. Fisherman will find what fly is hot this week, or a great backpack for their next outing.

Visitors can enjoy a nice respite from travels. Settle down in sitting areas and relax with a nice cup of coffee and read about Yellowstone National Park. Visitors will find our staff to be very helpful in assisting with scenic stops or the latest wildlife sightings.

Yellowstone Adventures, previously known as Canyon Nature, is located in Canyon Village. Yellowstone Adventures offers all the latest in outdoor gear and apparel. Find the top brand gear to keep comfortable in Yellowstone's constantly changing weather.

Yellowstone General Stores is grateful for the opportunity to operate within the wonders of Yellowstone National Park, and feels an obligation to safeguard the beauty for future generations. Help us in walking the "GreenPath." Ask how when you visit any of Yellowstone General Stores locations and visit www.delawarenorthgreenpath.com.



2005 Recycling by Yellowstone General Stores

Cardboard	195,600 pounds
Glass	34,100 pounds
Plastic #1 & 2	4,760 pounds
Aluminum Cans	2,970 pounds

IMPORTANT PHONE NUMBERS

EMERGENCY: 911

Lodging, dining, camping, activities:

307-344-7311 or
TDD 307-344-5395

Park Information:
307-344-7381

Park Tip Line
307-344-2132

Call the tip line to report a crime or criminal activity. Leave as much detail as you can—who, what, where, when. Leave your name and number, or you can remain anonymous.

Yellowstone Credit Card Benefits the Park

The Yellowstone Park Foundation and U.S. Bank have created the Yellowstone Visa® credit card. The card is giving individuals who love Yellowstone the opportunity to help protect and preserve the park. ♦ U.S. Bank will donate a portion of every purchase made with the Yellowstone Visa card to the Yellowstone Park Foundation at no additional cost to the cardholder.

The money raised from the credit card program will help fund projects that protect the wonders and wildlife of Yellowstone National Park. ♦ The Yellowstone Visa card comes with a low introductory APR, no annual fee, your choice of Travel or Cash-back Rewards, and many other benefits. ♦ To apply for the card over the phone, or to request an application, call 800-853-5576 and ask for extension 8301. ♦ To apply for the Yellowstone Visa online, log onto the Yellowstone Park Foundation's website at www.yppf.org.




photo on card by Tom Murphy

Grand Teton National Park

Autumn 2006

13

Make time for a visit to our neighbor to the south, Grand Teton National Park. This park offers spectacular scenery and its own campgrounds, exhibits, and activities. More information is in the park newspaper, *Teewinot*, or at www.nps.gov/grte. Newspapers are available at Grand Teton visitor centers and entrance stations.

Campgrounds—

Some campgrounds fill during July and August. For current status of campgrounds, ask at entrance stations or visitor centers in Grand Teton National Park.

Approximate filling times and operating dates are:

Colter Bay (350 sites)	Rarely fills	5/26–9/24
Gros Ventre (360 sites)	Evening or may not fill	5/1–10/15
Jenny Lake (51 sites)	11 AM	5/12–9/24
Lizard Creek (60 sites)	Rarely fills	6/2–9/5
Signal Mountain (86 sites)	3 PM	5/13–10/15

Jenny Lake is open to tents only. Other campgrounds accommodate tents, trailers, and recreational vehicles (30-foot restriction at Signal Mt.). All campgrounds have modern comfort stations, but none have utility hookups. The maximum length of stay is 7 days at Jenny Lake, 14 days at other campgrounds, 30 days total per year.

Lodging—Make your reservations directly, using these phone numbers:

Colter Bay Cabins & RV Park (May 26–Oct. 1)	800-628-9988
Dornan's Cabins (all year)	307-733-2522
Flagg Ranch Resort (May 15–Oct. 9)	307-543-2861 or 800-443-2311
Jackson Lake Lodge (May 22–Oct. 1)	800-628-9988
Jenny Lake Lodge (June 3–Oct. 8)	307-733-4647
Signal Mt. Lodge (May 13–Oct. 15)	800-672-6012

Lodging can also be found in communities surrounding Grand Teton.

Information—

Colter Bay Visitor Center & Indian Arts Museum—May 13–27, 8 AM–5 PM; May 28–Sept. 4, 8 AM–7 PM; Sept. 5–Oct. 8, 8 AM–5 PM. Information, audiovisual programs, permits, and publication sales. Phone: 307-739-3594.

Flagg Ranch Information Station—June 6–September 4, 8 AM–5 PM. Phone: 307-543-2372.

Jenny Lake Ranger Station—May 20–September 24. Backcountry permits and climbing information. Phone: 307-739-3343.

Jenny Lake Visitor Center—May 14–June 4, 8 AM–4:30 PM; June 5–Sept. 4, 8 AM–7 PM; Sept. 5–Sept. 30, 8 AM–4:30 PM. Information, publication sales. Phone: 307-739-3392.

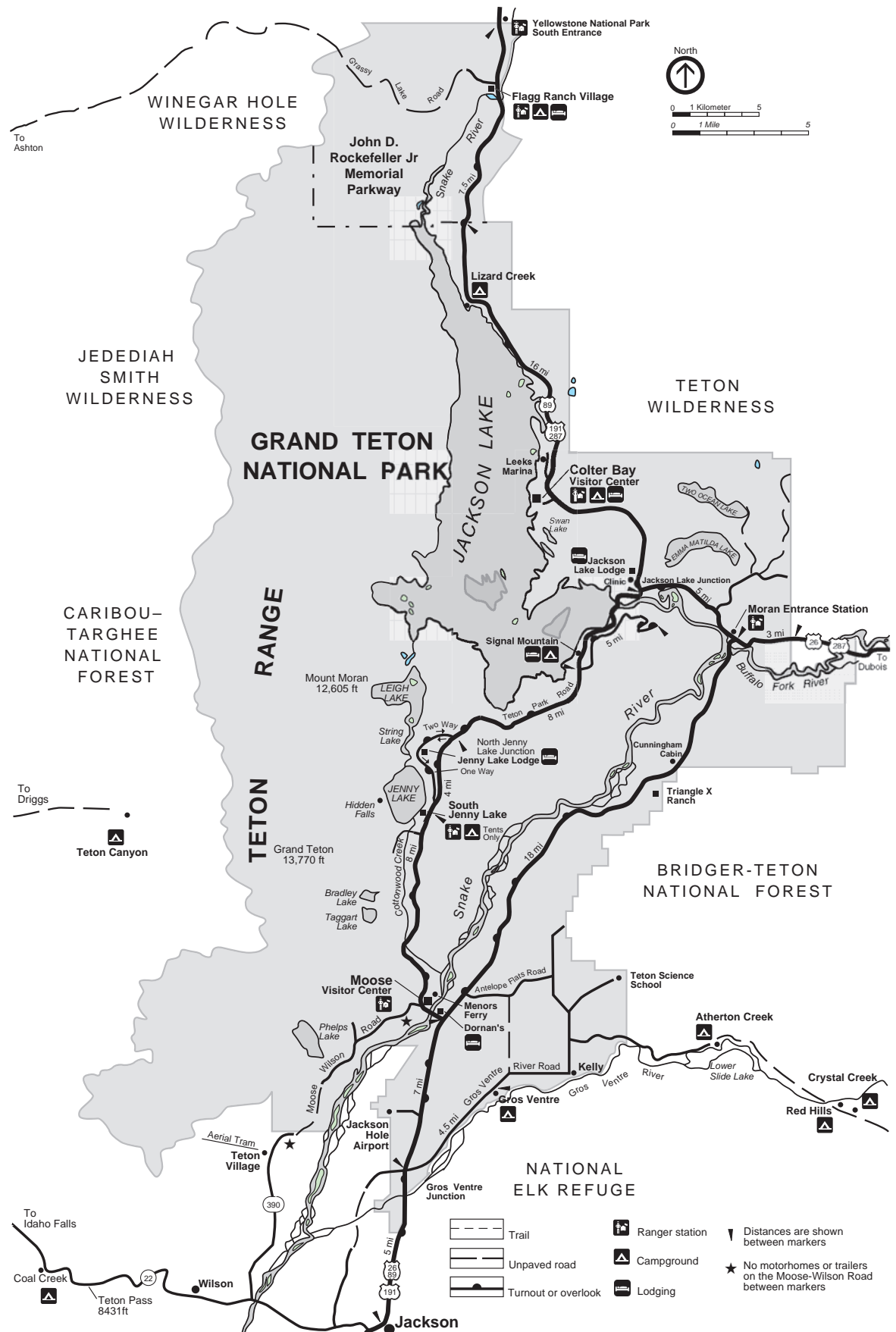
Moose Visitor Center—Open year-round, 8 AM–7 PM in summer, 8 AM–5 PM other seasons. Information, audiovisual programs, exhibits, permits, publication sales. Phone: 307-739-3399.

Telecommunications device for the deaf only (TDD): 307-739-3400.

Medical Clinic—Grand Teton Clinic, located near Jackson Lake Lodge. Daily, late May to early October, 10 AM–6 PM. Call 307-543-2514 or after hours 307-733-8002.

Emergency: dial 911.

Hiking, sightseeing, boating, floating the Snake River, horseback riding, and fishing are available depending on seasonal conditions. Backcountry camping requires a free permit from the Moose or Colter Bay visitor centers or the Jenny Lake Ranger Station. Boating requires a Grand Teton boating permit, sold at visitor centers. A Wyoming fishing license is required to fish in Grand Teton National Park.



For more information about Grand Teton National Park: call 307-739-3300 or visit the website, www.nps.gov/grte

Area Communities

Services are available in communities near Yellowstone. For information, contact these Chambers of Commerce:

Montana

Big Sky	406-995-3000
Billings	800-735-2635
Bozeman	800-228-4224
Cooke City–Silver Gate	406-838-2495
Gardiner	406-848-7971
Livingston	406-222-0850
Red Lodge	888-281-0625
West Yellowstone	406-646-7701

Wyoming

Cody	800-393-2639
Dubois	307-455-2556
East Yellowstone/Wapiti Valley	307-587-9595
Jackson	307-733-3316
Idaho	
Idaho Falls	866-365-6943
Eastern Idaho Visitor Information Center	800-634-3246

Nearby Public Lands

Big Hole National Battlefield	406-689-3155
Bighorn Canyon National Recreation Area	406-666-2412
Bridger–Teton National Forest	307-739-5500
Caribou–Targhee National Forest	208-624-3151

Gallatin National Forest	406-587-6701
Glacier National Park	406-888-7800
Grant–Kohrs Ranch National Historic Site	406-846-3388
Little Bighorn Battlefield National Monument	406-638-2621

Shoshone National Forest	307-527-6241
Virginia City National Historic Site	406-843-5247

Services in the Park

14

Autumn 2006

“They said they’d seen it all

in Yellowstone. We politely suggested one of our Lodging and Learning packages. Four days later, that same family couldn’t stop talking about all the *new* things they’d discovered about the park, and *themselves*. We just smiled.”



*Yellowstone.
Don't just see it,
experience it.*

For individual reservations and information call 866-GEYSERLAND (439-7375) or 307-344-7311
For Lodging & Learning Package reservations and information call 307-344-5566.
WWW.TRAVELYELLOWSTONE.COM

YELLOWSTONE
NATIONAL PARK LODGES
Operated by Xanterra Parks & Resorts®

BEAUTIFUL PLACES ON EARTH®
WWW.XANTERRA.COM

Xanterra Parks & Resorts is an authorized concessioner of the National Park Service. *Rates are double occupancy and do not include tax.

SUMMER LODGING & LEARNING PACKAGES

Naturalist-guided daily adventures.
4 nights lodging and meals included.

NEW Springtime in Wonderland
Available May 24-June 13
\$724* per person

NEW Autumn in Wonderland
Available September 19-October 4
\$724* per person

Trails Through Yellowstone
Available May 27-September 30
\$624* per person

Yellowstone for Families
Available June 9-August 28
Mammoth \$594* per adult/
\$364* per child
Grant \$624* per adult/
\$364* per child

Roosevelt Rendezvous
Available September 8-September 20
\$585* per person

Spring Wolf & Bear Discovery
Available May 14-June 13
\$564* per person

Fall Wolf & Elk Discovery
Available August 30-October 4
\$564* per person

NEW Old Times on
the Grand Tour
Naturalist guided, 6 nights
lodging and meals included.
Available May 16 & 22,
September 25 & October 2
\$963* per person

XANTERRA'S LONG TERM COMMITMENT TO SUSTAINABILITY

As an environmental leader in the hospitality industry, we serve as a role model for others. We take this role seriously. The days of recycling being “the single measure” of environmental responsibility are long gone. Today Xanterra, through our environmental management system called *Ecologix*, is incorporating sustainable practices in all aspects of our operations, from food to fuel, and from emissions reduction to renewable energy.

Our Sustainability Report is our environmental report card!

Our Sustainability Report details the environmental impacts related to our operations throughout the U.S. To do this we use our *Ecometrix*, data that specifically measure our energy and resource consumption, emissions, waste management, recycling, pollution prevention and overall sustainability efforts. To validate our findings, we enlisted a third-party environmental auditing firm. Their assessment confirms the accuracy.

Our Environmental Vision Goals chart our course!

Because we have accurate metrics in place, we have established our *2015 Environmental Vision Goals*. These include:

- 1) decrease fossil fuel usage by 30% based on year 2000 usage
- 2) increase usage of renewable energy to provide 7% of total electricity consumed
- 3) decrease greenhouse gas emissions by 30% based on year 2000
- 4) divert from landfill 50% of all solid waste generated
- 5) increase purchase of sustainable food items to 50% of all companywide food expenditures
- 6) achieve companywide average fuel economy standard of 35 mpg for all passenger vehicles (under 10 persons) purchased annually
- 7) generate zero hazardous waste
- 8) decrease water usage by 25% based on year 2003

For more information on Xanterra's commitment to sustainability and social performance, we invite you to review our *Sustainability Report*, located in guest rooms and lodging front desks. The information is also available at www.Xanterra.com.



Visitors' Guide to Accessible Features in Yellowstone National Park

Yellowstone National Park is improving accessibility for all visitors. Most vault toilets in the picnic areas and campgrounds are accessible. Some self-guiding boardwalk trails, picnic tables, campground sites, fishing areas, and backcountry campsites are also accessible.

For more details, ask for the *Visitor's Guide to Wheelchair Accessible Features in Yellowstone National Park*, available free at all entrance stations, visitor centers, and on the park's website.

For more information:

Park Accessibility Coordinator
P.O. Box 168
Yellowstone National Park, WY 82190
307-344-2017
TDD only (Telecommunications
Device for the Deaf): 307-344-2386
www.nps.gov/yell



Yellowstone Park Service Stations, Inc. has been serving Yellowstone visitors since 1947. We operate seven service stations with limited retail items and four repair/towing facilities. See page 15 for dates and locations of operation.

Snacks • Drinks • Ice • Auto Repair/Parts • Tires • Towing/Recovery

LP Gas is available at Fishing Bridge and Grant Village.
Towing and repair services are available at Old Faithful, Grant Village, Fishing Bridge, and Canyon.

Present this ad at one of our auto repair facilities for \$5 off one oil change or tire repair. No appointment necessary!

YPSS Celebrates Yellowstone Explorers of Yesteryear and Today

One of the most interesting visitors to the Yellowstone area in 1865 was Father Francis Xavier Kuppens, a Belgian priest of the Jesuit Order, who offered this recollection 32 years later:

About the years 1865-66 I was stationed at the old Mission of St. Peter's on the Missouri River near the mouth of Sun River. A great part of that winter and spring I spent with the Pigeon [Piegan] Indians roaming from place to place south . . . It was while leading this nomad life that I first heard of the Yellowstone. Many an evening in the tent of Baptiste Champagne or Chief Big Lake the conversation, what little there was of it, turned on the beauties of that wonderful spot. I do not know that the narrator always adhered strictly to facts, but making allowance for fervid imagination there was

sufficient in the tale to excite my curiosity and awaken in me a strong desire to see for myself this enchanted if not enchanting land. In the spring with a small party of Indians hunting buffalo, I persuaded a few young men to show me the wonderland of which they had talked so much. Thus I got my first sight of the Yellowstone. I shall not attempt to describe it, that has been done by many abler pens than mine; but you may be sure that before leaving I saw the chief attraction—the Grand Cañon, hot and cold geysers, variegated layers of rock, the Fire Hole, etc. I was very much impressed with the wild grandeur of the scenery.

May your wanderings in and reflections of Yellowstone bring you the simple peace and lasting memories experienced and recorded by Father Kuppens.

Lodging, Food, Gas, Activities

Autumn 2006

15

	Bridge Bay	Canyon Village	Fishing Bridge	Grant Village	Lake Village	Mammoth Hot Springs	Old Faithful	Tower/Roosevelt
Medical clinic					May 25–Sept. 25 See page 12.	Year-round See page 12.	May 17–Oct. 6 See page 12.	
Service station <i>snacks, drinks, ice</i> ** Credit card service at pump		**Gas: May 5–Oct. 15 Repairs: May 26–Sept. 4 Wrecker: May 19–Oct. 15	**Gas: May 19–Sept. 11 Repairs: May 26–Sept. 4 Wrecker: May 26–Sept. 4 LP Gas available.	Gas: May 26–Oct. 1 Repairs: May 26–Sept. 4 Wrecker: May 26–Sept. 4 LP Gas available		May 12–Oct. 8	**Lower: June 23–Oct. 15 **Upper: May 5–Aug. 21 Wrecker: May 19–Oct. 15 Repairs: May 26–Aug. 21	June 9–Sept. 4
General Store: <i>grocery, restaurant, ice cream, souvenirs, camping & fishing gear</i>		May 26–Sept. 24 (also has ATM, espresso, jewelry)	May 22–Oct. 1 (also has ATM, photo processing, jewelry)	May 26–Sept. 24 (also has ATM, jewelry)	May 22–Oct. 2	Year-round (no restaurant)	Lower: June 16–Sept. 10 Upper: May 5–Oct. 15 (also photo processing)	Tower May 19–Sept. 17 (no restaurant)
Outdoor recreation goods, <i>snacks, souvenirs, fast food</i>	May 27–Sept. 10	Yellowstone Adventures Apr. 21–Oct. 22						
Mini Store: <i>groceries, souvenirs, some camping & fishing gear</i>			RV Park May 22–Oct. 1	May 15–Oct. 1				Roosevelt June 9–Sept. 4
Gift shop <i>(in lodging facilities)</i>		Canyon Lodge June 2–Sept. 17		Grant Village May 26–Oct. 1	Lake Hotel May 19–Oct. 8 Lake Lodge June 10–Sept. 24	Mammoth Hot Springs Hotel May 12–Oct. 9	Old Faithful Inn June 26–Oct. 10 Old Faithful Snow Lodge April 21–Nov. 5 Old Faithful Lodge May 5–Oct. 1	Roosevelt Lodge June 9–Sept. 4
Hotel		Canyon Lodge June 2–Sept. 17		Grant Village May 26–Oct. 1	Lake Hotel May 19–Oct. 8	Mammoth Hot Springs Hotel May 12–Oct. 9	Old Faithful Inn June 26–Oct. 10 Old Faithful Snow Lodge May 5–Oct. 22	
Cabins		Canyon Lodge June 2–Sept. 17			Lake Lodge June 10–Sept. 24 Lake Hotel May 19–Oct. 8	Mammoth Hot Springs Hotel May 12–Oct. 9	Old Faithful Lodge May 5–Sept. 17 Old Faithful Snow Lodge May 5–Oct. 22	Roosevelt Lodge June 9–Sept. 4
Restaurant (see also General Store)		Canyon Lodge June 2–Sept. 17		Grant Village May 26–Oct. 1 Lake House at Grant May 26–Sept. 24	Lake Hotel May 19–Oct. 8	Mammoth Hot Springs Hotel May 12–Oct. 9	Old Faithful Inn June 26–Oct. 10 Old Faithful Snow Lodge May 5–Oct. 22	Roosevelt Lodge June 9–Sept. 4
Cafeteria		Canyon Lodge June 2–Sept. 4			Lake Lodge June 10–Sept. 24		Old Faithful Lodge May 5–Sept. 17	
Snacks, light meals, fast food (see also stores)		Picnic Shop June 2–Sept. 17			Lake Hotel Deli May 19–Oct. 8	Terrace Grill May 12–Oct. 15	Old Faithful Inn, Bear Paw Snack Shop June 26–Oct. 10 Old Faithful Snow Lodge, Geyser Grill Apr. 21–Nov. 5 Old Faithful Lodge Bake Shop May 5–Sept. 24	
Campground <i>Not all listed here; details on p. 6</i>	May 26–Sept. 17	June 9–Sept. 10 (showers & laundry)	RV Park (hard-sided units; showers & laundry) 5/19–10/1	June 21–Sept. 24 (showers & laundry)		All year	nearest: Madison May 5–Oct. 29	Tower May 19–Sept. 25
Showers		At campground	At RV park	At campground		Mammoth Hot Springs Hotel May 12–Oct. 9	Old Faithful Lodge May 5–Oct. 1	Roosevelt Lodge June 9–Sept. 4
Marina & boat tours	Dock rental May 26–Sept. 17 Tours begin June 2							
Trail rides		June 17–Sept. 2				May 12–Sept. 17		June 9–Sept. 3 Trail & Stagecoach
Recycling available	At marina	At campground	At general store	At campground		At campground		Near service station

ATM 24-hour cash available at Yellowstone General Stores at Canyon, Fishing Bridge, Grant, Mammoth, and Old Faithful Basin Upper; and at Canyon Lodge, Lake Yellowstone Hotel, Mammoth Hot Springs Hotel, Old Faithful Inn, and Old Faithful Snow Lodge. CIRRUS and PLUS network.

Backcountry Tours Write to Yellowstone National Park, WY 82190 or call the National Park Service, 307-344-7381, or visit www.nps.gov/yell for a list of certified outfitters.

Diesel Fuel Available at all service stations except at Old Faithful Upper and Tower.

Guided Tours The Yellowstone Association Institute and Xanterra Parks & Resorts offer guided tours throughout the park. See pages 7 & 14. For other certified guides and outfitters, call the National Park Service, 307-344-7381, or visit www.nps.gov/yell

Reservations For lodging, dining, camping, and activity reservations, call Xanterra Parks & Resorts®, 307-344-7311 or TDD 307-344-5395. You can also make reservations at any lodging front desk or activities desk.

*Dinner reservations required at Grant Village Restaurant, Lake Yellowstone Hotel Dining Room, Old Faithful Inn Dining Room.

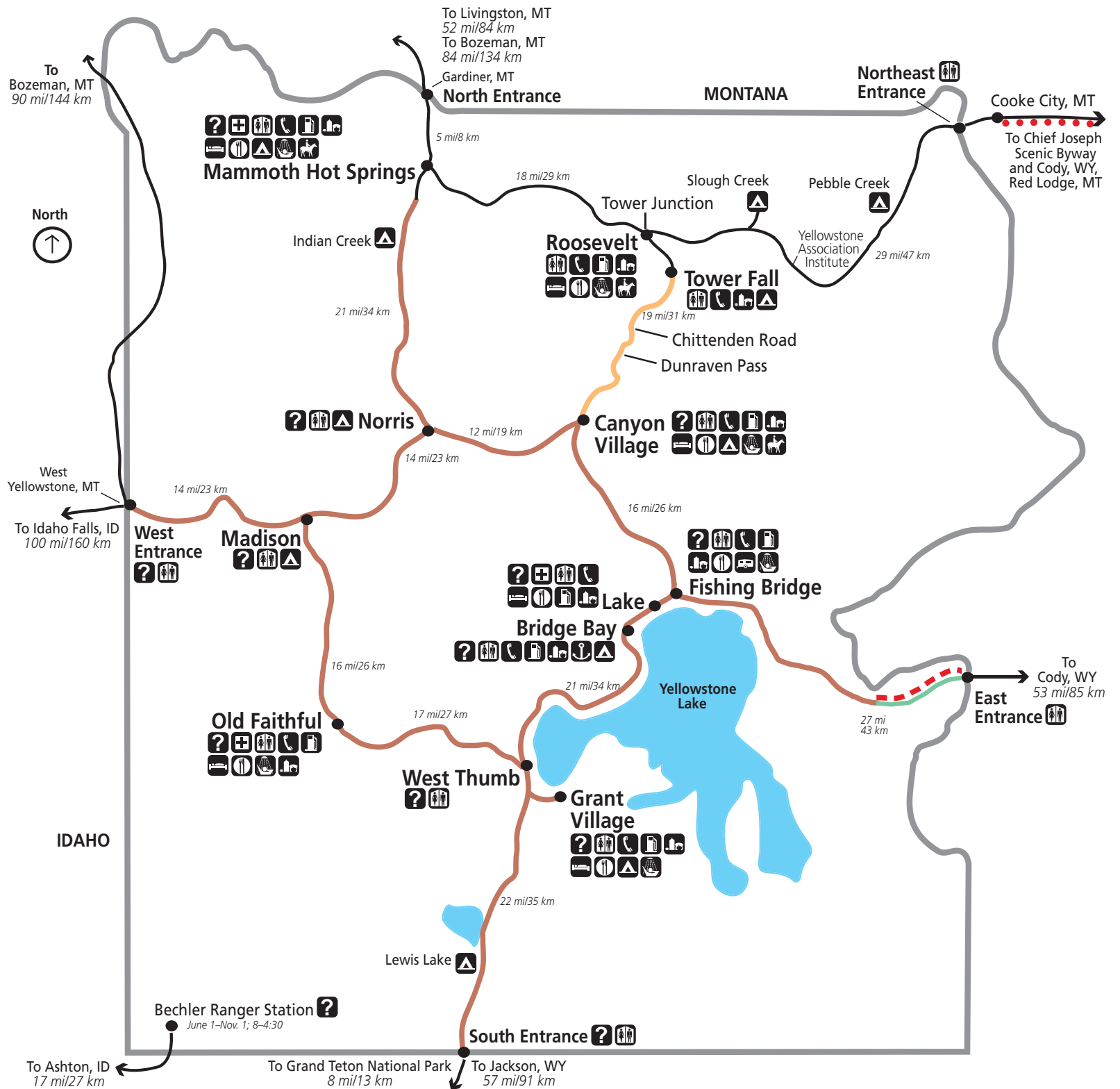
Worship Services Worship services take place in the park and in communities adjacent to the park, and include most major denominations and interdenominational services during the summer months. Schedules available on bulletin boards at campgrounds and visitor centers.



What You Can Recycle in Yellowstone: glass, cans, paper, cardboard, plastic bottles with narrow necks, office paper, magazines, small propane canisters (used with camp stoves and lanterns). See last line of chart above for most locations.

YELLOWSTONE

- Visitor center or information station
- Medical clinic
- Restrooms
- Telephone
- Service station
- General Store, Mini Store, Gift Shop
- Lodging
- Food
- Campground
- Camping: hard-sided units only
- Showers
- Marina
- Trail rides



SPEED KILLS
more than 100 bears, elk, bison, deer, moose, wolves each year

SLOW DOWN
and save a life

Road Closings and Construction

Dunraven Pass
Closed for the season October 10, 8 AM

East Entrance
Until November 5:
OPEN, with half-hour delays, 8 AM–8 PM
CLOSED 8 PM–8 AM
OPEN LABOR DAY WEEKEND
Sept. 1, 8 AM–Sept. 5, 8 PM
Closed for the season November 6, 8 AM

Beartooth Highway (US 212)
Open through October 9
with half-hour delays
Cooke City to Wyo. state line,
29 miles from the junction with
Chief Joseph Scenic Byway

All other park roads
CLOSE for the season Nov. 6, 8 AM,
except the North Entrance to Cooke City
road, which is open all year.

ROAD CONSTRUCTION
locations & schedules can change

UPDATES
at
visitor centers

www.nps.gov/yell • www.YellowstoneAssociation.org • www.TravelYellowstone.com



This map is courtesy of ConocoPhillips—providing petroleum products since 1917... All service stations in Yellowstone offer environmentally sensitive fuels, specially formulated by ConocoPhillips to reduce hydrocarbon emissions and decrease other pollution-related problems.

Park Information: 307-344-7381 (TDD: 307-344-2386) • Emergency—Dial 911 • Road updates: 307-344-2117