

Yellowstone Today



Official Newspaper of Yellowstone National Park

Spring 2011

National Park Service
U.S. Department of the Interior



NPS/Peaco

In This Issue

MAP & ROAD INFORMATION . . .	Back Cover
Safety	2
Regulations	3
Planning Your Visit	4
Enjoying Yellowstone	5
Camping, Fishing, Hiking	6–7
Hot Wonders	8
New Old Faithful Visitor Education Center . .	9
Park Challenges: Climate Change, Lake Trout, Winter Use, Bison	11
Greening Yellowstone	12
Grand Teton National Park	13
Services	14–15, Back Cover

Spring: The “Secret” Season

Spring in Yellowstone is a feast for your senses. Young animals are being born, birds are returning or passing through in their timeless migration, frogs call in the ponds, avalanche lilies are blooming through the snow. Listen and look for these and other sights special to this time of year.

How to Watch Wildlife Safely

- ◆ Park in a turnout and make sure your car is completely off the road.
- ◆ Put your vehicle into park and engage your parking brake.
- ◆ Stay near your vehicle so you can retreat if the animal approaches.
- ◆ Do not stand in the road.
- ◆ Never surround, crowd, approach, or follow wildlife.
- ◆ Never come between mothers and their young.
- ◆ Don’t block an animal’s line of travel.
- ◆ Do not run or move suddenly—this may cause animals to attack.
- ◆ If other people in the area are putting you in danger, leave the scene and notify a park ranger.
- ◆ Do not ever feed wildlife, including birds.



NPS/Peaco

SPEED KILLS

more than **100** deer, moose, bears, elk, bison, & wolves each year

SLOW DOWN
and save a life

Help Protect Wildlife Near Roads

- ◆ Always expect animals to be on or near the road.
- ◆ Follow the speed limit (maximum 45 mph unless otherwise posted).
- ◆ Increase caution at night and during wet or wintry conditions.

Safety Tips

Spring 2011

2

THERMAL AREAS = THIN CRUST Boiling water lies beneath



In Hydrothermal Areas

Beautiful but deadly: Yellowstone's hydrothermal features can kill you. Water is frequently near or above boiling; crust is thin, breaks easily, and often overlies scalding water.

- ◆ Stay on boardwalks and designated trails. They protect you and delicate formations.
- ◆ Keep your children close to you at all times; make sure they understand the danger.
- ◆ Pets are prohibited in hydrothermal areas.
- ◆ Swimming or bathing is prohibited in hydrothermal pools or streams where water flows entirely from a hydrothermal spring or pool.
- ◆ Avoid burns & disease: don't expose your head to thermal water by immersion, splashing, touching your face, or inhaling steam. Thermal water can harbor organisms that cause fatal meningitis or Legionnaires' disease.
- ◆ Dangerous levels of hydrogen sulfide and carbon dioxide have been measured in some hydrothermal areas. If you feel sick, leave the location immediately.

All ELK are aggressive, fast, and dangerous.



STAY AWAY FROM ELK

Around Wildlife

Wild animals are dangerous. To protect yourself and wildlife, follow these guidelines at all times:

- ◆ You must stay at least 100 yards (91 m) away from bears and wolves, and at least 25 yards (23 m) away from all other animals—including bison, elk, bighorn sheep, deer, moose, and coyotes.
- ◆ Park in established turnouts and make sure your car is completely off the paved roadway. Put your vehicle into park, and engage your parking brake.
- ◆ If you exit your vehicle, stay near it so you can get inside if the animal approaches.
- ◆ Do not stand in the road to view or photograph wildlife—you could be injured or killed by other drivers.
- ◆ Never surround, crowd, approach, or follow wildlife.
- ◆ Do not block an animal's path.
- ◆ Do not run or make sudden movements—this may cause animals to attack.
- ◆ If other people in the area are putting you in danger, leave the scene and notify a park ranger.
- ◆ Never feed wildlife, including birds.

BISON are unpredictable and dangerous; they weigh up to 2,000 pounds (900 kg) and sprint 30 miles per hour (48 km/h). Visitors are injured every year.

BEARS live throughout the park. Be alert for tracks, do not approach carcasses, and avoid surprising bears. If you are injured by a bear (regardless of how minor), or if you observe a bear or bear tracks, report it to a park ranger as soon as possible. Someone's safety may depend on it. See also "Never Feed," page 3, and "Bear Country Tips," page 7.

More Safety Tips

Falling Trees Avoid areas with dead trees; they may suddenly fall, especially on windy days.

High Altitude Most of the park is above 7,500 feet. Allow time to acclimate; be aware of your physical limitations; don't overexert. Drink plenty of water to avoid dehydration from altitude and dry climate. Stop and rest often.

Stream Crossings Check at local ranger stations for stream conditions.

Swimming Most park streams, rivers, and lakes are extremely cold; swim at your own risk. Swimming in hydrothermal features is illegal.

Theft Lock your vehicle; keep valuables hidden; label valuable property with your name, address, or identification number; report theft or vandalism to a ranger.

Traffic Most park roads are narrow, rough, and busy; some have sharp drop-offs. Ice and road damage occur year-round. Drive cautiously and courteously; you must use pullouts to observe wildlife or scenery and to allow other vehicles to pass. Watch for animals on the road, especially at night.

Weather Yellowstone's weather is unpredictable. A sunny warm day may become stormy and sometimes snowy. Lightning is common; get off water or beaches and away from ridges, exposed places, and isolated trees.

All Hazards NOAA Weather Radio If you have a weather radio receiver, tune to 162.425MHz (Mammoth area) or 162.450 MHz (Lake area) to receive hazardous weather alerts, or go to www.crh.noaa.gov/riw/nwr/.

Road, service, & program schedules can change. Always check locally for updates!

Park Regulations

Spring 2011

3

Know These Numbers

25

= the number of
YARDS you must stay
away from all wildlife
—except . . .

100

= the number of
YARDS you must stay
away from a bear or
wolf

45

= the maximum
speed limit in the
park
unless otherwise
posted

911

= the number to
call in an
emergency

These Actions Are Illegal

- ◆ Littering.
- ◆ Removing or possessing natural (wildflowers, antlers, rocks, etc.) or cultural (arrowheads, etc.) features.

AROUND THERMAL FEATURES

- ◆ Throwing anything into thermal features.
- ◆ Swimming in hydrothermal pools. (*See previous page.*)
- ◆ Traveling off boardwalks or designated trails in hydrothermal areas.

WHILE DRIVING

- ◆ Speeding (radar enforced). All roads within the park are posted at 45 mph or slower, except for a portion of U.S. 191.
- ◆ Driving while intoxicated (open container law enforced).
- ◆ Leaving detachable side mirrors attached when not pulling trailers.
- ◆ Traveling off-road by vehicle or bicycle. (Bicycling rules and riding locations are listed in a free brochure at visitor centers.)
- ◆ Driving or riding in a vehicle without your seatbelt fastened. Each vehicle occupant must have a safety belt or child restraint system fastened when the vehicle is in motion.

WHILE CAMPING & PICNICKING

- ◆ Improperly storing food—at any time, under any circumstances (*see at right*).
- ◆ Violating camping regulations & rules (*see p. 6*).
- ◆ Camping outside of designated camping areas (*see p. 6*).
- ◆ Camping in the backcountry without a permit (*see p. 7*).
- ◆ Fishing, boating, or using a float tube without a permit (*see p. 6*).

WITH PETS

- ◆ Having pets off leash or on trails and boardwalks. Pets are prohibited on all trails, in the backcountry, and in hydrothermal basins. Where allowed, pets must be leashed and must remain within 100 feet (30 m) of a road or parking area. Do not leave a pet unattended or tied to an object. Boarding facilities are available outside the park.
- ◆ Pet owners must pick up and dispose of all pet feces.

WHILE WATCHING WILDLIFE

- ◆ Spotlighting (viewing with artificial light) elk, deer, or other animals.
- ◆ Imitating elk calls or using buglers; imitating wolf howls.
- ◆ Using electronic equipment capable of tracking wildlife.
- ◆ Willfully remaining near or approaching wildlife, including birds, within ANY distance that disturbs or displaces the animal.

ALSO

- ◆ Diving or jumping off cliffs in the Firehole swim area on Firehole Canyon Drive.



NEVER Feed ANY Animals

This includes all mammals, including chipmunks, ground squirrels, and all birds, including ducks & ravens.

COYOTES & WOLVES quickly learn habits like roadside begging. This may lead to aggressive behavior toward humans and can increase the risk of the animal being hit by a vehicle or destroyed by management. Do not feed them.

Keep ALL of Your Food Out of Reach of Animals

These items—new, clean, dirty, empty, or full—may not be left outside, on picnic tables, in tents or tent trailers, in the back of pickups, or unattended in any location, at any time, day or night, unless in immediate use:

- water & beverage containers
- cooking, eating, drinking utensils
- stoves & grills
- coolers & ice chests
- trash & garbage, bagged or not
- food, including condiments, even if in containers
- cosmetics & toiletries
- pet food & bowls
- pails, buckets, & wash basins

About Cooking

- ◆ Liquid or gas fuel stoves or self-contained charcoal grills may be used for cooking at all picnic areas.
- ◆ Campfires allowed **only** in grills in picnic areas (those with fire grates are listed in a handout available at visitor centers)

Park Tip Line

307-344-2132

Report a crime or criminal activity.

Leave as much detail as you can—who, what, where, when.

Leave your name and number, or you can remain anonymous.

About Firearms



As of February 22, 2010, federal law allows people who can legally possess firearms under applicable federal and state laws to legally possess firearms in Yellowstone National Park. It is your responsibility to understand and comply with those laws, including understanding locations of state boundaries within Yellowstone National Park. Federal law still prohibits firearm possession by certain individuals and in certain park facilities (such as visitor centers, government offices, etc.); those places are marked with signs at all public entrances. For more information, go to www.nps.gov/yell/parkmgmt/lawsandpolicies.htm.

Road, service, & program schedules can change. Always check locally for updates!



Visitor Centers

Spring 2011

4

Albright Visitor Center

At Mammoth Hot Springs

10/1–5/27 9 am–5 pm
5/28–9/30 8 am–7 pm
Call 307-344-2263.

Old Faithful Visitor Education Center

4/15–5/27 9 am–6 pm
5/28–9/30 8 am–8 pm
10/1–11/6 9 am–5 pm
Call 307-344-2751.

West Yellowstone Visitor Information Center: NPS Desk

4/15–5/26 8 am–4 pm
5/27–9/5 8 am–8 pm
9/6–11/6 8 am–4 pm
Call 307-344-2876.

West Yellowstone Chamber of Commerce

10/1–4/30 weekdays 8 am–5 pm
Daily thereafter
5/1–5/26 8 am–6 pm
5/27–9/5 8 am–8 pm
9/6–9/30 8 am–6 pm
Call 307-344-2876.

Canyon Visitor Education Center

5/8–5/27 9 am–5 pm
5/28–9/5 8 am–8 pm
9/6–9/30 8 am–6 pm
10/1–10/16 9 am–5 pm
Call 307-344-2550.

Fishing Bridge Museum & Visitor Center

5/28–9/30 8 am–7 pm
Call 307-344-2450.

Grant Visitor Center

5/28–9/30 8 am–7 pm
Call 307-344-2650.

Madison Information Station

5/28–9/30 9 am–6 pm
Call 307-344-2876.

Norris Geyser Basin Museum & Information Station

5/28–9/30 9 am–6 pm
Call 307-344-2812.

West Thumb Information Station

5/28–9/30 9 am–5 pm
Call 307-344-2650.

Museum of the National Park Ranger

1 mile north of Norris

5/28–9/25 9 am–5 pm
Call 307-344-7353.

Junior Ranger Station

At Madison Information Station

5/28–8/28 9 am–6 pm
Call 307-344-2876.

Visitor centers and information stations are open daily during their seasons.

Ranger-led programs begin Memorial Day weekend.

 Sign language interpreters are available for ranger-led programs if reserved in advance. Call three weeks ahead: 307-344-2251.



Old Faithful Visitor Education Center

New Visitor Centers

Old Faithful Visitor Education Center

Come to Yellowstone's newest visitor center to enjoy the dynamic exhibits about hydrothermal features. (See more about them on page 9.) Geyser eruption predictions are posted. When the visitor center is open, you can call ahead for Old Faithful Geyser predictions—307-344-2751.

Canyon Visitor Education Center

Explore Yellowstone's supervolcano and other aspects of its geology through interactive exhibits, including a Kugel globe (at left) and relief map of Yellowstone. Watch a film about Yellowstone's geology.



The Kugel globe at Canyon

Historic Visitor Centers

Norris, Madison, and Fishing Bridge centers occupy historic trailside museums, some of the first in national parks.

Norris features exhibits about the hydrothermal features of Yellowstone.

Fishing Bridge has exhibits about the park's birds and other wildlife, and Yellowstone Lake's geology—including a relief map of its bottom.

Madison is the home of the Junior Ranger Station.

Two other centers occupy historic soldier stations:

Museum of the National Park Ranger presents the history of the park ranger profession through exhibits and videos, and through the stories of the volunteer retired rangers who staff the center.

West Thumb Information Station offers information about the adjacent geyser basin on the shore of Yellowstone Lake.



Madison Information Station

Learn About Fire

The **Grant Visitor Center** is the place to find out what happened during the historic fires of 1988. It's also a nice place to take in the views of Yellowstone Lake and the surrounding mountains.

Road, service, & program schedules can change. Always check locally for updates!

Enjoying Your Visit

Spring 2011

5



Self-guiding Trails

Stretch your legs on these self-guiding trails. Most have exhibits and a trail guide, available for 50¢ at the trails and visitor centers.

Canyon Area View the colorful Grand Canyon of the Yellowstone River and the Upper and Lower Falls from overlooks and walkways.

Forces of the Northern Range Exhibits describe how volcanoes, glaciers, and fire shaped the landscape here, 8 miles (12.9 km) east of Mammoth Hot Springs, and also help identify the area's plants and animals.

Fort Yellowstone Enjoy a walking tour of this historic site at Mammoth Hot Springs, from the time of U.S. Army management (1886–1918).

Fountain Paint Pot View the four types of hydrothermal features—geysers, hot springs, fumaroles, and mudpots—in one place! Eight miles (12.9 km) north of Old Faithful.

Mammoth Hot Springs Walk through ever-changing travertine terraces and enjoy a scenic drive through the Upper Terraces.

Mud Volcano Area Discover turbulent and explosive mudpots, including Mud Volcano and Dragon's Mouth. Located 6 miles (9.6 km) north of Fishing Bridge Junction.

Norris Geyser Basin Explore the hottest, most dynamic geyser basin in the park, which includes Steamboat, the world's tallest geyser, and a variety of other geysers and hot springs.

Old Faithful Area The world's largest concentration of active geysers is here. View Old Faithful Geyser then walk trails past hundreds of geysers and hot springs.

New! Old Faithful Historic District Enjoy a walking tour of this historic district, which includes Old Faithful Geyser, the Inn and other distinctive buildings.

Two Ribbons Two miles (3.2 km) east of the West Entrance, enjoy a trail that loops beside a lovely stretch of the Madison River and through a lodgepole forest affected by the historic 1988 fires.


West Thumb Geyser Basin The boiling springs in this basin, including the famous Fishing Cone, discharge their waters into chilly Yellowstone Lake.

Youth Programs



Junior Ranger Program

If you are between the ages of 5 and 12, you can become a Junior Ranger! Stop by any park visitor center to purchase the official Junior Ranger newspaper for \$3, then complete the program requirements. Junior Rangers will be awarded a wolf track patch if you are ages 5 to 7 (shown here) or a bear track patch if you are ages 8 to 12.



Young Scientist Program

If you are five years old or older, you can become a Young Scientist! Purchase a self-guiding booklet for \$5 at the Canyon Visitor Education Center (ages 10 and up) or Old Faithful Visitor Center (ages 5 and up). If you are investigating in the Old Faithful area, check out a Young Scientist Toolkit for the gear you need. When you have finished the investigation, you will be awarded a Young Scientist patch or key chain.

Development of this program was funded by the National Science Foundation through a generous grant to the Yellowstone Park Foundation.

Youth Conservation Corps

Since 1984, Yellowstone National Park's summer Youth Conservation Corps (YCC) Program has recruited youth (ages 15–18) from all social, economic, ethnic, and racial backgrounds. Corps members work together under adult leadership learning about environmental and conservation issues while completing projects such as trail rehabilitation and campground restoration. Through this experience, young people develop job and leadership skills and explore opportunities for future NPS careers. Corps members also enjoy hiking, rafting, and field trips throughout the Greater Yellowstone Ecosystem. For more information on Yellowstone's YCC Program, email us at: YELL_YCC_Office@nps.gov.




Expedition: Yellowstone!

Teachers: We invite you, your students, and parent chaperones to participate in *Expedition: Yellowstone!*—a curriculum-based residential program. Through field investigations, hikes, creative dramatics, journal writing, and group discussions, students learn about the natural and cultural resources of Yellowstone National Park.

For more information, write to *Expedition: Yellowstone!*, P.O. Box 168, Yellowstone National Park, WY 82190, or visit www.nps.gov/yell/planyourvisit/expeditionyell.htm

Visit Online



Old Faithful Virtual Visitor Center

The OFVVC is for explorers of all ages. Begin your online visit with a flyover of Yellowstone National Park that lands you beside Old Faithful Geyser. Click a button to zoom into the lobby, where dozens of explorations await you. Watch animated geyser and volcano eruptions, travertine terrace growth, and microbial mat color changes. You'll find maps, too, along with links to other online resources.

Electronic Field Trips for Students & Teachers

Take one of 17 free electronic field trips, available at www.WindowsIntoWonderland.org. Funding provided by donations through the Yellowstone Park Foundation.

Webcams

Stay connected to Yellowstone's dynamic landscape through webcams located at Old Faithful, Mammoth Hot Springs, and the Mount Washburn Fire Lookout. The Old Faithful live-streaming webcam was donated, along with supporting funds, by Canon U.S.A. through a grant to the Yellowstone Park Foundation.

Videos & Podcasts



NPS/Cawley

Plan your visit, create a customized guide, or learn more about Yellowstone's attractions and treasures through videos at www.nps.gov/yell or podcasts free from iTunes. Popular features include:

Visiting Yellowstone A series of orientation videos that include traveling with pets, hiking and backpacking, traveling with kids, walks and day hikes, water-related rules and safety, and bicycling in Yellowstone.

Exploring Yellowstone Park Ranger Orville Bach takes you on a tour of the Upper Geyser Basin, home to Old Faithful Geyser.

Land to Life How extreme geologic forces create a unique landscape that supports an abundance of life.

Inside Yellowstone Nearly 100 videos of very short ranger talks on park features and processes.

Yellowstone InDepth Major park questions and issues are discussed by park rangers, scientists, historians, and park visitors.

Funding provided by the Yellowstone Association and by Canon U.S.A. through a grant to the Yellowstone Park Foundation.

Road, service, & program schedules can change. Always check locally for updates!

Camping & Fishing

6

Spring 2011

Campgrounds

Listed in order of opening	Dates	Rate	Sites	Elev (ft)	Features	RV sites
Mammoth	All year	\$14	85	6,200	A, F, G	most are pull-through
Madison*	5/6–10/23	\$20**	275	6,800	A, F, DS, G	call for availability & reservations
Fishing Bridge RV* †	5/13–9/25	\$28–37	346	7,800	F, S/L, DS, G	call for availability & reservations
Norris	5/20–9/26	\$14	>100	7,500	F, G	2 @ 50' (signed); 5 @ 30'
Tower Fall	5/20–9/26	\$12	31	6,600	V	all @ 30' or less; has hairpin curve
Bridge Bay*	5/27–9/11	\$20**	>425	7,800	A, F, DS, G	call for availability & reservations
Slough Creek	5/27–10/31	\$12	28	6,250	V	14 @ 30', walk through first to assess sites beyond #16
Canyon*	6/3–9/5	\$20**	272	7,900	A, F, S/L, DS, G	call for availability & reservations
Pebble Creek	6/10–9/26	\$12	>30	6,900	V	some long pull-throughs
Indian Creek	6/10–9/12	\$12	75	7,300	V	10 @ 40'; 35 @ 30'; pull-through
Lewis Lake	6/15–11/5	\$12	85	7,800	V	a few @ 25'
Grant Village*	6/21–9/25	\$20**	425	7,800	A, F, S/L, DS, G	call for availability & reservations

First-Come, First-Served

The seven campgrounds operated by the National Park Service are first-come, first-served. They often fill early in the day.

Reservable Sites

Sites at the five campgrounds operated by Xanterra Parks & Resorts can be reserved. Their contact information is above right.

Fishing Bridge RV Park is for hard-sided vehicles only. **No tents or tent trailers.**

Check-in & Check-out

Check-in any time, but sites may not be available before 11 am. Registration desks at Xanterra's campgrounds are open 7 am–10 pm during peak season; 8 am–9 pm during early and late season. Check-out time is 11 am.

Know Vehicle, Tent, and Tow Sizes

If you want to reserve a site, you will be asked for the length and width of your tent, RV, or the combined length of your car or pickup and anything you are towing. For non-reservable sites, use the total length to determine which campground can best accommodate your rig.

Length of Stay

Camping is limited to 14 days from July 1 through Labor Day (first Monday in September) and to 30 days the rest of the year; no limit at Fishing Bridge.

Group Camping

Group camping (tents only) is available at Madison, Grant, and Bridge Bay for organized groups with a designated leader such as youth or educational groups. Fees range from \$70–100 (plus tax) per night, depending on group size. Reservations are required; contact Xanterra Parks & Resorts.

Quiet Hours

During quiet hours, 10 pm–6 am, no loud audio devices, or other noise disturbances are allowed. Where allowed, generators may operate only between 8 am and 8 pm.

Overflow Camping

No overflow camping exists in Yellowstone National Park. No camping or overnight vehicle parking allowed in pullouts, parking areas, picnic grounds, or any place other than a

* Sites you can reserve.

** Rate does not include tax or utility fee.

† Sites with and without electricity

A Accessible sites available

F Flush toilets

V Vault toilets

S/L Pay showers/laundry onsite

DS Dump station

G Generators OK 8 am–8 pm

Xanterra Parks & Resorts

P.O. Box 165

Yellowstone National Park, WY 82190

www.YellowstoneNationalParkLodges.com

YNPSA@Xanterra.com.

Toll-free: 866-Geysersland (866-439-7375)

Same day reservations: 307-344-7311

designated campground. Camping may be available in neighboring communities and public lands outside the park. (See page 13.)

Discounts

Holders of Senior and Access passes receive approximately a 50% discount on camping fees, except at Fishing Bridge, where no discounts apply. (See page 12.)

WARNING!

Food & Odors Attract Bears

The future of bears, your safety, and the safety of others depend on you. Read and follow the regulations on page 3. **Never** feed any animal, including bears. **Never** leave food unattended, even for one minute.

Fishing In Yellowstone

Fishing Season

Yellowstone's fishing season generally begins on the Saturday of Memorial Day weekend and continues through the first Sunday of November. The many exceptions are listed in the park fishing regulations.

Obtaining the Regulations

Obtain park fishing regulations at ranger stations, visitor centers, and general stores or go to www.nps.gov/yell/planyourvisit/fishing.htm.

About the Regulations

In Yellowstone, angling is based on fishing for native species of wild trout in a natural setting. The regulations have evolved as ongoing research reveals population trends and interrelationships with the rest of the Yellowstone ecosystem. Increasing numbers of anglers also influence regulations by their impact on certain species and aquatic habitats.

Permits

All anglers 16 or older must possess a valid Yellowstone National Park fishing permit to fish in the park; state permits are not valid. 3 days—\$15; 7 days—\$20; season—\$35. Permits are available at ranger stations, visitor centers, general stores, and flyshops in local communities.

Anglers 15 or younger have two options: fish without a permit under direct supervision of an adult who has a permit or obtain a free permit that must be signed by an adult. The adult must ensure the child complies with all fishing regulations and provisions.

Boats & Float Tubes are limited to a few locations and require boat permits. Obtain these permits in person at: South Entrance, Lewis Lake Campground, Grant Village Backcountry Office, Bridge Bay Ranger Station. Non-motorized boating permits only are available at the Canyon, Mammoth, and Old Faithful backcountry offices, Bechler Ranger Station, West Yellowstone Visitor Information Center, and Northeast Entrance. You must have a Coast Guard approved "wearable" personal flotation device for each person on board.



STOP AQUATIC HITCHHIKERS!

Prevent the transport of nuisance species.
Clean all recreational equipment.
www.ProtectYourWaters.net

Aquatic Nuisance Species (ANS) are plants and animals not native to the park and cause irreversible harm to the naturally-functioning ecosystem that exists here. Already, New Zealand mudsnails, whirling disease, and lake trout have resulted in loss of fisheries and closure of areas that once abounded with trout. You can help prevent the spread of harmful exotic invaders!

CLEAN YOUR BOAT

CLEAN YOUR GEAR

Do not release plants, fish, or animals into a body of water unless it came out of that body of water. If you witness a violation, please contact a local park ranger, stop by a visitor center, or call 307-344-7381, dial "0."

Road, service, & program schedules can change. Always check locally for updates!

Exploring Yellowstone

Spring 2011

7

Bear Country Tips



NPS Photo

A Fed Bear Is a Dead Bear

Do not leave packs containing food unattended, even for a few minutes. If a bear obtains human food even once, it often becomes aggressive about obtaining such food, and may have to be destroyed or removed from the park.

Alert Bears to Your Presence

Make loud noises, shout, or sing. Hike in groups, stay on maintained trails, and use caution if vision is obstructed. Do not hike after dark. Avoid carcasses; bears will defend them.

If You Encounter a Bear

Do not run! Bears can easily outrun you. Plus, running may cause a bear to attack. If the bear is unaware of you, keep out of sight and detour behind and downwind of the bear. If the bear is aware of you but has not acted aggressively, slowly back away.

Do not drop your pack! This teaches bears how to obtain human foods and often means the bear must be removed.

Climbing trees often is impractical. Black bears, grizzly cubs, and some adult grizzlies can climb trees. Plus, running to a tree may provoke a bear to chase you.

If a Bear Approaches or Charges You

Do not run! Some bears will try to bluff you by charging, then veering off or stopping abruptly. Bear experts recommend standing still until the bear stops and then slowly backing away. If you are attacked, try to lie on the ground completely flat on your stomach. Spread your legs and clasp your hands over the back of your neck. **Do not drop your pack!** It will protect your back.

If you carry bear pepper spray:

- ◆ Use bear pepper spray. Personal self-defense pepper spray is not effective.
- ◆ The canister must be immediately available, not in your pack.
- ◆ It is effective only at distances of 10 to 30 feet and can be adversely affected by wind, cold temperatures, and age of the spray.
- ◆ Follow the manufacturer's instructions, know how to use the spray, and be aware of its limitations, including the expiration date.
- ◆ It is not a repellent. Don't spray it on people, tents, or backpacks.
- ◆ Carrying bear pepper spray is not a substitute for vigilance and safety precautions.

If you must use bear pepper spray to stop a bear:

- ◆ Leave the area immediately. The spray is effective for a short time and is less effective the second time.
- ◆ Report the incident to park rangers at a visitor center or ranger station.

Backcountry Tips & Regulations

Accessibility Wheelchairs and some types of service animals are allowed in the backcountry. Contact a backcountry office (*see below*) before taking them into the backcountry.

Campfires Build fires only where allowed. You will be given this information when you obtain your overnight permit.

Day Hiking Talk to a park ranger at a backcountry office or visitor center before beginning a day hike. They know trail conditions, weather forecasts, and if areas are closed due to bear or management activities.

Drinking Water Filter water with a good commercial filter, treat it with a chemical such as iodine or chlorine, or boil it at least one minute. Never drink water from a hot spring.

Hypothermia Exposure to wind, rain, or cold can cause hypothermia, which can kill you. Early warning signs include shivering, slurred speech, drowsiness, and exhaustion. Put on dry clothes and drink warm fluids at the first signs.

Non-native Plants Invasive non-native plants (noxious weeds) threaten the park's ecosystem. Major threats include: spotted knapweed, ox-eye daisy, St. Johns-wort, musk thistle, leafy

spurge, and dalmation toadflax. If you see these or other exotic species in the backcountry, notify a park ranger.

Overnight Trips Permits are required. Obtain a permit at a backcountry office not more than 48 hours in advance of the first date of the trip. You will be given full instructions about backcountry regulations and safety. You can also reserve campsites at a backcountry office or by mail (*see below*) for a \$20 fee.

Pack It In & Out You must carry all refuse out of the backcountry, including items partly burned (foil, glass, etc.).

Sanitation Bury human waste 6 to 8 inches (15–20 cm) below ground and a minimum of 100 feet (30 m) from water. Dispose of waste water at least 100 feet (30 m) from water or campsites. Do not wash yourself, clothing, or dishes in lakes, ponds, rivers, or streams.

Stock Use Inquire at backcountry offices and ranger stations for which trails are open to stock. **Important:** All stock users in Yellowstone must submit upon request proof of a negative Coggins test performed within the last 12 months for each animal.

For more information, contact the Backcountry Office, P.O. Box 168, Yellowstone National Park, 82190; 307-344-2160; www.nps.gov/yell/planyourvisit/backcountryhiking.htm



The National Park Service is a proud partner of Leave No Trace, a national education program promoting responsible outdoor recreation and stewardship of our public lands through outdoor skills and ethics. NPS urges you to learn how to minimize recreation impacts and help protect Yellowstone's precious wildlands for future enjoyment. For more information, visit a backcountry office in the park or www.LNT.org.

Authorized Guides



Yellowstone Association/J. Smith

Yellowstone Association Institute

Programs about wildlife, plants, geology, and history are perfect for curious adults and families who want to spend a day or more exploring the park with a knowledgeable guide. To find out more, visit www.Yellowstone-Association.org or call 406-848-2400.



Xanterra Parks & Resorts

Xanterra Parks & Resorts

Yellowstone's lodging concessioner also offers a wide variety of park tours and activities during the summer. Visitors can enjoy photo safaris, partial or full day tours, horseback and stage-coach rides, and boating and fishing adventures. For more detailed information pick up an Experience Planner at any hotel or visit www.YellowstoneNationalParkLodges.com.

Other Certified Guides & Outfitters

Many authorized guides and outfitters are ready to show you the wonders of Yellowstone, and each has a unique approach. To learn about these authorized providers, write to Yellowstone National Park, WY 82190, call 307-344-7381, or visit www.nps.gov/yell.

Caution: Unauthorized Tours & Guides

Make sure your guide, tour company, or other commercial service is authorized by the National Park Service. Please report unauthorized operators to a ranger at a visitor center or ranger station or to the Chief, Concessions Management, P.O. Box 168, Yellowstone National Park, WY 82190; 307-344-2271.

Road, service, & program schedules can change. Always check locally for updates!

Hot Wonders of Yellowstone

8

Yellowstone National Park's physical landscape has been and is being created by many geological forces. Here, some of the Earth's most active volcanic, hydrothermal (water + heat), and earthquake systems make this national park a priceless treasure. Yellowstone was established as the world's first national park primarily because of its unparalleled collection of geysers, hot springs, mudpots and steam vents.



Hot springs, such as Morning Glory Pool in the Old Faithful area (above), are the most common hydrothermal features in the park. Unlike geysers, their plumbing has no constrictions. Superheated water cools as it reaches the surface, sinks, and is replaced by hotter water from below. This circulation, called convection, prevents water from reaching the temperature needed to set off an eruption.



Travertine terraces are found at Mammoth Hot Springs (above), where the dominant rock is limestone (calcium carbonate). Water rises through the limestone, carrying high amounts of dissolved calcium carbonate. At the surface, calcium carbonate is deposited as travertine, the chalky white rock of the terraces. Due to the rapid rate of deposition, these features constantly and quickly change.



Great Fountain Geyser, Lower Geyser Basin

How Geysers Work

Geysers are hot springs with narrow spaces in their plumbing, usually near the surface. These constrictions prevent water from circulating freely to the surface where heat would escape. The deepest circulating water can exceed the surface boiling point (199°F/93°C).

The surrounding pressure also increases with depth, much as it does with depth in the ocean. Increased pressure exerted by the enormous weight of the overlying water prevents the water from vaporizing.

As the water rises, steam forms. Bubbling upward, steam expands as it nears the top of the water column until the bubbles are too large and numerous to pass freely through the constrictions. At a critical point, the confined bubbles actually lift the water above, causing the geyser to splash or overflow. This decreases pressure on the system, and violent boiling results. Tremendous amounts of steam force water out of the vent, and the eruption begins.

Water is expelled faster than it can enter the geyser's plumbing system, and the heat and pressure gradually decrease. The eruption stops when the water reservoir is exhausted or when the gas bubbles diminish enough to be able to rise without ejecting the water.



Mudpots, such as at Fountain Paint Pot (above), are acidic features with a limited water supply. Some microorganisms use hydrogen sulfide, which rises from deep within the earth, as an energy source. They help convert the gas to sulfuric acid, which breaks down rock into clay. Various gases escape through the wet clay mud, causing it to bubble. Mudpot consistency and activity vary with the seasons and precipitation.



Fumaroles or steam vents, are abundant at Roaring Mountain (above). They are the hottest hydrothermal features in the park. They have so little water that it all flashes into steam before reaching the surface. The result is a loud hissing of steam and gases. They are easier to see in cool weather.

About Old Faithful Geyser

Many myths exist about Old Faithful, the world's most famous geyser (shown at left). Use the lists below to sort the facts from myths.

Myths

- ✗ No one can predict Old Faithful anymore.
- ✗ It is so predictable, you can set your watch by its eruption.
- ✗ It is the only predictable geyser.
- ✗ It is the most predictable geyser.
- ✗ It erupts every hour on the hour.
- ✗ Its eruption is not as high as it used to be.
- ✗ Its eruption lasts less time than it used to.
- ✗ Park rangers can control Old Faithful's eruption.

Facts

- ✓ Old Faithful's eruption duration, height, and the interval between eruptions varies daily and yearly.
- ✓ As of January 2011, an eruption lasts 1½ to 5 minutes; the average interval between eruptions is 93 minutes.
- ✓ Old Faithful's height ranges from 106 feet to more than 180 feet, averaging 130 feet.
- ✓ 3,700 to 8,400 gallons of water are expelled per eruption, depending on the length of eruption.
- ✓ Just prior to eruption, water temperature at the vent is 204°F (95.6°C).



Old Faithful Visitor Education Center

9



Enter the new Old Faithful Visitor Education Center and the world of Yellowstone's hydrothermal features and the creatures that live in and among them. For the first time, park visitors can see, hear, and learn how the Yellowstone volcano, its geysers and hot springs, and geologic history shape the distribution and abundance of all life found here.

Explore these ideas through interactive exhibits, animations, audiovisual productions, and real-time scientific data.



Visit the Exhibit Hall to:

- ◆ Explore how a geyser erupts and why eruptions can vary.
- ◆ See what happens within the natural plumbing of a geyser as it begins to erupt.
- ◆ Learn how tiny life forms live in scalding water and boiling mud.
- ◆ Take a close look at a room-size display of a hot spring—can you pick out all the living things in this hot water area?
- ◆ Compare hydrothermal features in the park: How are they similar? Why are they different?
- ◆ Embark on a scientific expedition to answer intriguing questions about four areas of the park.
- ◆ Visit the virtual visitor center kiosk to discover how you can continue your Yellowstone exploration after returning home.

So Green It's Gold!

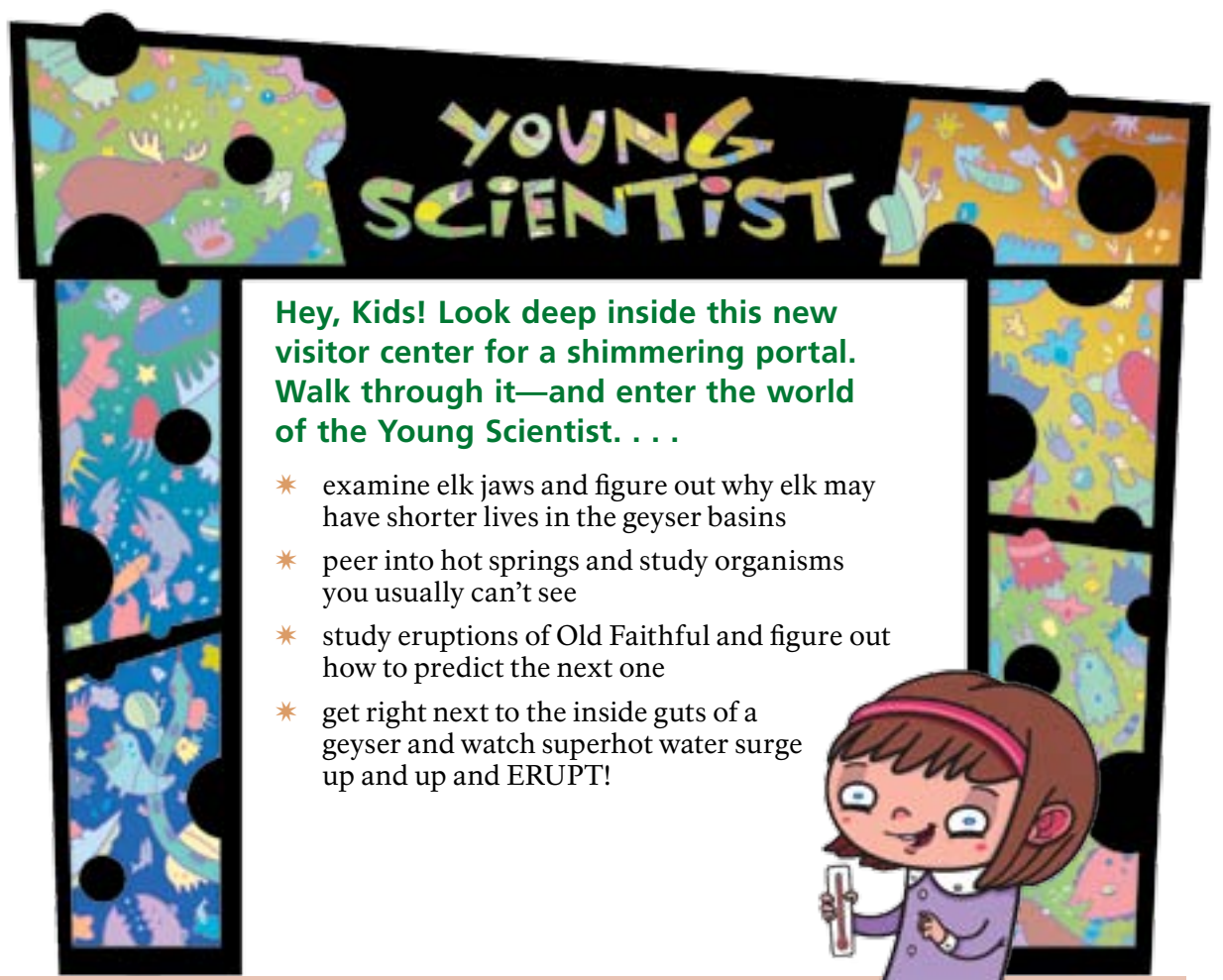
The new Old Faithful Visitor Education Center has achieved Gold LEED certification (*see page 12*) as an environmentally sound building.

Its “green” features include:

- ◆ Recycled materials and salvaged wood
- ◆ “Snow zones”—a natural soil moisture recharge system surrounding the building
- ◆ Locally and regionally manufactured materials
- ◆ A ventilation system in the foundation that acts as a thermal buffer to protect the sensitive geothermal area
- ◆ A multi-zone heating and cooling system that allows for a reduced heated space in winter
- ◆ Renewable resource cork flooring
- ◆ Low-flow restroom plumbing
- ◆ State-of-the-art lighting to reduce electricity consumption

Major funding for the Old Faithful Visitor Education Center is provided by the Yellowstone Park Foundation.

Photographs: NPS/Peaco
Illustrations at right: © Grant Gilliland.



Supporting the Park Service

10

Spring 2011

In the early years after the National Park Service was created in 1916, its first Director, Stephen T. Mather, knew that building public support for a fledgling National Park System was crucial for its future. Resourcefulness and philanthropy helped sustain our parks then, and have played important roles throughout the history of the system. In Yellowstone National Park, two nonprofit partners—The Yellowstone Park Foundation and The Yellowstone Association—support the National Park Service's mission and goals.

The Yellowstone Park Foundation (YPF) is the park's official fundraising partner. YPF works in cooperation with the National Park Service to fund projects and programs that protect, preserve, and enhance natural and cultural resources and the visitor experience in Yellowstone. One of YPF's most visible accomplishments is providing over half of the funding needed

to build the new Old Faithful Visitor Education Center. The Old Faithful live streaming webcam is another innovative service that has been funded by Canon U.S.A. through the Yellowstone Park Foundation, and dozens of other projects have been accomplished thanks to YPF's support.

The Yellowstone Association (YA) is the park's official nonprofit educational partner. YA works in cooperation with the National Park Service in its primary role of supporting visitor information, orientation, and education through the sales of educational materials and services in park visitor centers. Proceeds from sales and memberships have funded exhibits at the Canyon Visitor Education Center, the new geology film, Yellowstone: Land to Life, web videos and podcasts, and dozens of outdoor exhibits, publications, online features, and other NPS programs. See below to find out more about each organization.

*Protecting the Wonders and Wildlife
of Yellowstone National Park*



THE YELLOWSTONE PARK FOUNDATION



With the support of Friends of Yellowstone the Foundation funds critical Park projects such as:

- wildlife and fisheries conservation
- historic preservation
- hiking trail restoration
- \$15 million toward the new state-of-the-art Old Faithful Visitor Education Center
- and many more

To learn more
or to donate online visit us at
www.ypf.org

Your support makes a difference!
Donate now and receive a free t-shirt.

\$30 \$50 \$100 \$250 Other \$ _____

NAME _____

ADDRESS _____

EMAIL _____

TELEPHONE _____

Enclosed is my check. (Make check payable to the Yellowstone Park Foundation.)

Please charge my credit card. (Choose one)

Amex Diners Club Discover MC Visa

CREDIT CARD # _____

EXP. DATE _____

Mail donations to: Yellowstone Park Foundation
222 East Main Street, Suite 301, Bozeman, MT 59715 406.586.6303



T-shirt size
Please check one:
 Medium
 Large X-Large

JOIN THE PACK!

Receive a FREE gift and enjoy savings
throughout the park
when you become a member.



Join the nonprofit
Yellowstone Association
and receive

25% OFF

your first purchase PLUS 15% OFF future purchases in
any of our educational Park Stores in visitor centers
and at the North Entrance.

AND GET 15% OFF*

all purchases in retail locations operated by
Yellowstone General Stores and Xanterra Parks &
Resorts® Gift Shops located throughout Yellowstone
National Park.



YELLOWSTONE ASSOCIATION

Contact us directly at: 406-848-2400
Online at: www.YellowstoneAssociation.org

*Exclusions apply. Inquire at each location for details.
You must present membership card to receive discounts.

INSPIRE. EDUCATE. PRESERVE.

Road, service, & program schedules can change. Always check locally for updates!

Park Challenges

Spring 2011

11

Yellowstone National Park's managers face many challenges as they strive to protect wondrous natural resources and provide safe and enjoyable experiences for visitors.

Climate Change



Boreal chorus frogs may lose essential habitat as temperatures increase and wetlands dry up.

© J. Arnold

Yellowstone's ecosystems will likely change as climate change advances. Scientists expect increased temperatures and changing rain & snow patterns in the park. Effects could be:

- ◆ The alpine zone, which begins at 9500 feet, may shift higher, with important species like whitebark pine almost entirely lost to the ecosystem.
- ◆ Wildland fire in the western states generally is expected to intensify. However, scientific research is showing a different possibility in Yellowstone: fires may be more frequent, but *smaller and less intense*, than today.
- ◆ Increased insect infestations in trees. Currently, two types of pine bark beetles

and a spruce budworm are at work.

- ◆ Declining wetlands, which will decrease essential habitat for frogs, salamanders, and many birds and insects.
- ◆ Wildlife predictions vary. Bison, elk, and other grassland animals should be able to find suitable habitat. Grizzly bears will have less of their most valuable foods: whitebark pine nuts, army cutworm moths, and cutthroat trout.

In October 2010, Yellowstone National Park hosted a scientific conference on climate change in Yellowstone. Abstracts are available at www.greateryellowstonescience.org/gyesciconf2010; proceedings are expected in the coming year.

Lake Trout



1 lake trout caught = 41 cutthroat saved.

NPS

Yellowstone Lake's native cutthroat trout are severely threatened by lake trout, which are voracious predators of the native trout.

Adult cutthroat trout have always been preyed upon by a variety of native wildlife such as bald eagles, osprey, pelicans, cormorants, gulls, otters, and grizzly bears.

Lake trout cannot be eliminated from Yellowstone Lake. However, park fisheries managers hope to greatly reduce the growth of the lake trout population and recover the cutthroat trout population.

The National Park Service targets lake trout

with an intensive gill-netting program that begins after ice is gone from the lake and continues into October. Since the early 1990s, this program has removed more than 450,000 lake trout.

Fishing regulations require anglers to kill all lake trout caught in Yellowstone Lake and its tributaries. Anglers are an important part of lake trout management. Annually, they catch approximately 9,000 lake trout.

To find out more, ask for Yell 300, "Lake Trout," at visitor centers or visit www.nps.gov/yell/planyourvisit/fishing.htm

Winter Use



© C. Duckworth

Yellowstone National Park and the National Park Service (NPS) are preparing a new long-term plan for managing winter use in America's first national park. The plan will take effect in the winter of 2011-12, when the present two-year interim plan expires.

For more than a decade, the question of snowmobile and snowcoach use in the park has provoked intense discussions and debates, as well as numerous lawsuits and court decisions.

A draft EIS for the new long-term plan will be available for public review and comment this spring. Getting involved in Yellowstone National Park's next winter use plan means submitting your comments in person, on paper, or in cyberspace. Whatever medium you choose, make your ideas and opinions known as this important planning document is prepared.

To stay current on winter-use planning, go to www.nps.gov/yell/planyourvisit/winteruse.htm.

When Buffalo Roam



NPS photo

During winter, bison often migrate to winter range along and outside the park's north and west boundaries. This concerns the livestock industry because some bison carry the disease brucellosis, which is a problem with cattle. A bison management plan is in place to conserve the Yellowstone bison population and minimize or avoid the risk of Yellowstone bison mixing with livestock near the park.

Hazing & Capture

Bison migrating from the park may be hazed to management zones inside or outside the park. When hazing is no longer successful, bison can be captured, and may be sent to slaughter.

Understanding Bison Movement

Managers are studying bison movements to understand when, how, and where they migrate both inside and outside of the park. This may help managers anticipate large herd movements, and to keep bison apart from cattle.

Vaccination

In 2010, the NPS released the draft environmental impact statement (DEIS), *Remote Vaccination Program for Bison in Yellowstone National Park*. The NPS is evaluating public comments and expects to release the final EIS in late 2011.

Bison Hunt

The state of Montana manages a public bison hunt on public lands outside Yellowstone National Park during the late fall and winter. In addition, several tribes exercise their treaty rights to hunt bison outside the park.

Outlook

State and federal agencies will continue to work together to prevent bison-to-cattle transmission. Each agency plays a separate role in managing this population that now has approximately 80,000 acres of habitat in Montana outside Yellowstone National Park.

Find out more about Yellowstone's challenges at www.nps.gov/yell or www.greateryellowstonescience.org, and in *Yellowstone Resources & Issues*, available at park bookstores.

Road, service, & program schedules can change. Always check locally for updates!

"Greening" Yellowstone

12

Spring 2011

Yellowstone National Park, its concessioners, and its partners are leaders in sustainable practices that keep Yellowstone clean and "green."

The YES! Initiative

In 2008, in partnership with the Yellowstone Park Foundation, the park launched the "Yellowstone Environmental Stewardship (YES!) Initiative." YES! is a multi-year comprehensive plan to enable Yellowstone to build upon its sustainability successes by further minimizing the environmental impact of its operations and decreasing consumption of natural resources.

YES! projects, together with other park programs, aim to achieve the following milestones by 2016:

- ◆ reduce greenhouse gas emissions by 30%
- ◆ reduce electricity consumption by 15%
- ◆ reduce fossil fuel consumption by 18%
- ◆ reduce water consumption by 15%
- ◆ divert 100% of solid waste from landfills

Building Green

The U.S. Green Building Council (USGBC) has developed national standards for environmentally sound buildings. Called LEED (Leadership in Energy and Environmental Design) Green Building Rating System®, these standards are being applied in new Yellowstone National Park buildings such as the new West Entrance Station.

The new Old Faithful Visitor Education Center is the only facility in Yellowstone to achieve Gold LEED certification, and one of the few facilities in a national park to achieve this distinction.

Other park buildings that use "green" building features include:

- ◆ Heritage & Research Center, in Gardiner, Montana, uses ceramic tiles, carpeting, and ceiling tiles that contain partial or total recycled content.
- ◆ Lewis Lake Contact Station is partially powered by solar panels.
- ◆ Lamar Buffalo Ranch receives more than 70% of its energy from a solar panel array.



Annual Recycling

In 2010, Yellowstone National Park and its concessioners kept 80% of the park's waste out of landfills. The park recycled:

- ◆ 8 tons of newspapers, office paper, and magazines
- ◆ 14 tons of aluminum and steel
- ◆ 117 tons of glass
- ◆ 41 tons of plastics
- ◆ 269 tons of cardboard
- ◆ ±25,000 small propane cylinders, using a machine developed by a Yellowstone Park employee and funded by the Yellowstone Park Foundation
- ◆ 150 tons of used tires

Look for recycling bins throughout the park.

Old Faithful Geyser viewers stand on a plastic boardwalk made from the equivalent of three million plastic milk jugs. Unilever donated the plastic lumber.



Cleaner Travel

- ◆ Yellowstone National Park's vehicle fleet includes 17 hybrids. In 2004, Toyota Motor Sales U.S.A. Inc. donated four Prius hybrids (photo below). The Prius has 90% lower emissions than the average car, better fuel efficiency, and it runs quietly when using only the electric motor.
- ◆ Michelin North America donated high-tech, fuel efficient tires to the park's truck fleet. Fuel savings amount to 10% per truck and emission reductions are more than 8 metric tons of carbon dioxide annually.
- ◆ Michelin also donated similar high-tech, fuel efficient tires for dozens of the park's car and SUV fleet, which will further increase fuel efficiency and reduce emissions.
- ◆ Dodge Truck, Inc. donated a three-quarter ton 4x4 pickup to Yellowstone in 1995 to test 100% biodiesel fuel. It has been driven more than 200,000 miles and averages 17 miles per gallon with less smoke and fewer polluting emissions.
- ◆ All diesel-powered vehicles driven by park employees and many used by concessioners run on a 20% blend of industrial-grade vegetable oil and diesel.
- ◆ Yellowstone uses an ethanol blend in all gasoline-powered park vehicles and is the first national park to sell ethanol blended fuel to visitors at public service stations.
- ◆ More than 40 employees participate in a Ride-Share program, commuting in a park-sponsored bus.

Park rangers often use hybrid cars.



SAVE on Entrance Fees!



The "America the Beautiful—the National Parks and Federal Recreational Lands Pass" provides several pass options for people to use at federal recreation sites—including national parks and wildlife refuges—where entrance fees are charged.

You can purchase this pass at one of Yellowstone's entrance stations or go to <http://store.usgs.gov/pass>. The pass is not

good for camping or for some other fees such as parking fees at Mount Rushmore or cave tours at various parks. Be sure to inquire locally.

Previously issued Golden Age Passports and Golden Access Passports are still accepted. You can also trade them in for the new and more durable passes.

Entrance Fees for Yellowstone & Grand Teton

Private, noncommercial automobile	\$25 (7 days, both Yellowstone and Grand Teton)
Individual motorcycle	\$20 (7 days, both parks)
Single entry (foot, bike, ski, etc.)	\$12 (7 days, both parks)
Yellowstone-Grand Teton Pass	\$50 (valid one year from month of purchase)
America the Beautiful Pass—the National Parks and Federal Recreational Lands Pass	\$80 (valid for one year from month of purchase for entrance fees to federal fee areas)
Senior Pass	\$10—for U.S. citizens or permanent residents of the U.S. who are 62 or older.
Access Pass	Free—for citizens or permanent residents of the U.S. who have been determined to permanently disabled and present such documentation.

Road, service, & program schedules can change. Always check locally for updates!

Grand Teton National Park

Spring 2011

13

Make time to visit our neighbor to the south, Grand Teton National Park. This park offers spectacular scenery and its own campgrounds, exhibits, and activities. More information is in the park newspaper, *Teewinot*, or at www.nps.gov/grte. Newspapers are available at Grand Teton visitor centers and entrance stations.

All dates and hours are approximate.

Campgrounds

First come, first served. For current status of campgrounds, ask at entrance stations or visitor centers in Grand Teton National Park.

Campground	Fee	Fills by	Dates
Colter Bay (350 sites)	\$20	Evening	5/26-9/25
Gros Ventre (350 sites)	\$20	Rarely fills	5/6-10/9
Jenny Lake (49 sites)	\$20	9 am	5/13-10/2
Lizard Creek (60 sites)	\$20	Rarely fills	6/10-9/5
Signal Mt. (86 sites)	\$20	Noon	5/6-10/16

Jenny Lake is open to tents only. Other campgrounds accommodate tents, trailers, and recreational vehicles (30-foot restriction at Signal Mt. & Lizard Creek). All campgrounds have modern comfort stations, but none have utility hookups. The maximum stay is 7 days at Jenny Lake, 14 days at other campgrounds, 30 days total per year.

Lodging

Make your reservations directly:

Colter Bay Cabins	800-628-9988	5/26-9/25
Colter Bay RV Park	800-628-9988	5/26-9/25
Dornan's Spur Ranch Cabins	307-733-2522	all year
Flagg Ranch Resort	307-543-2861	5/16-9/19
	800-443-2311	
Jackson Lake Lodge	800-628-9988	5/20-10/9
Jenny Lake Lodge	307-733-4647	5/30-10/9
Signal Mt. Lodge	800-672-6012	5/6-10/16

Lodging can also be found in surrounding communities.

Information

Colter Bay Visitor Center & Indian Arts Museum
5/7-10/10. Information, audiovisual programs, permits, and publication sales. Phone: 307-739-3594.

Flagg Ranch Information Station
6/6-9/5. Phone: 307-543-2372.

Jenny Lake Ranger Station (climbing information)
Mid-May to mid-September. Phone: 307-739-3343.

Jenny Lake Visitor Center
5/13-9/25. Information, publication sales.
Phone: 307-739-3392.

Craig Thomas Visitor Center (Moose)
Open year-round, except December 25. Information, audiovisual programs, exhibits, permits, publication sales.
Phone: 307-739-3399.

Laurance S. Rockefeller Preserve Center
5/22-9/25. Sensory exhibits and orientation to the 8-mile trail network. Phone: 307-739-3654.

Medical Clinic

Grand Teton Clinic, located near Jackson Lake Lodge. Daily, late May to early October. Call 307-543-2514 or after hours 307-733-8002.

Activities

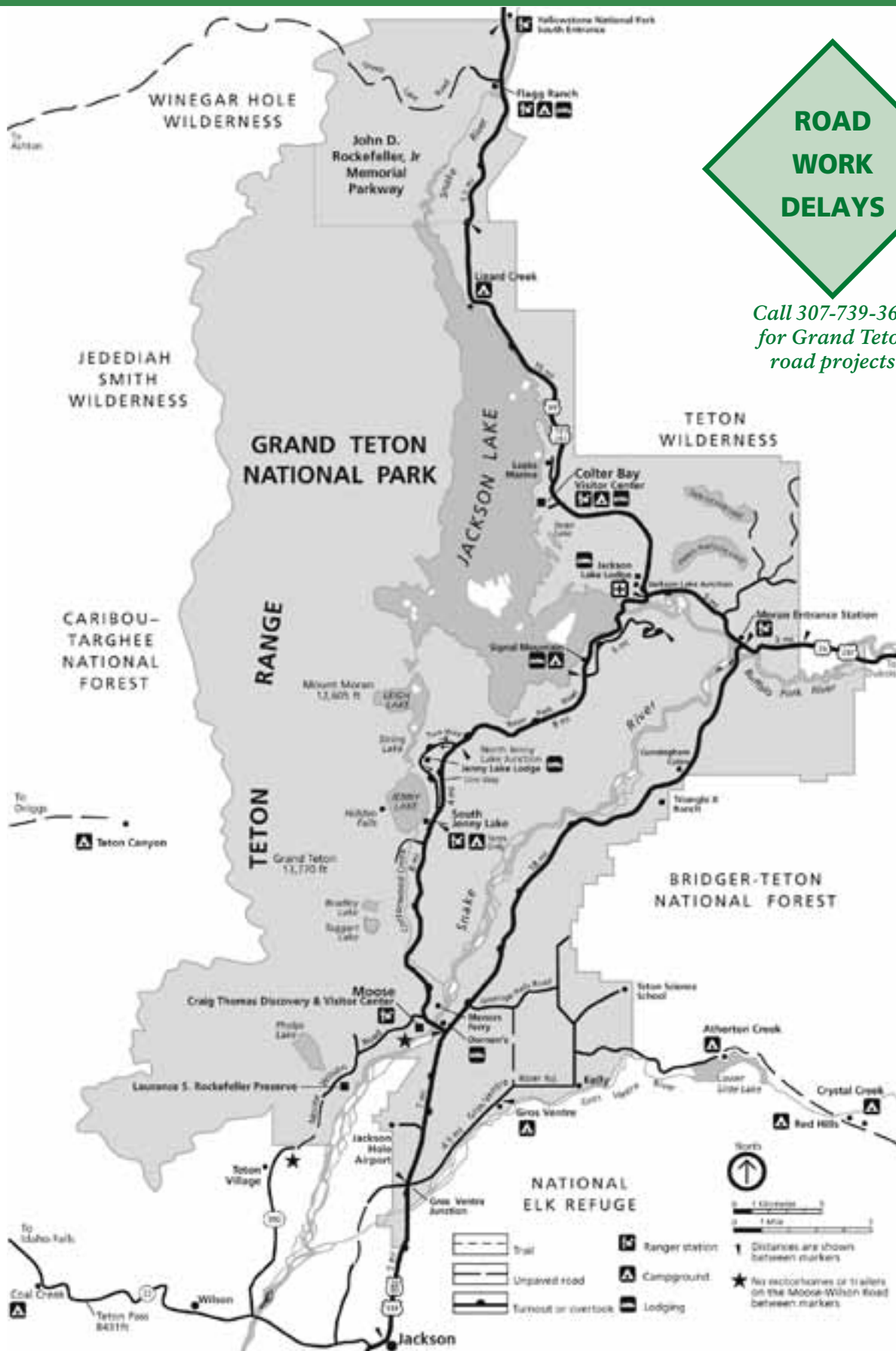
Hiking, sightseeing, boating, floating the Snake River, horseback riding, and fishing are available depending on seasonal conditions. Backcountry camping requires a free permit from the Craig Thomas or Colter Bay visitor centers or the Jenny Lake Ranger Station. Boating requires a Grand Teton boating permit, sold at visitor centers. A Wyoming fishing license is required to fish in Grand Teton National Park.

Emergency: dial 911.

TTY/TDD: Emergency only, 307-739-3301.

For more information about Grand Teton National Park:

call 307-739-3300 or visit the website, www.nps.gov/grte



Other Nearby National Park Units & National Forests

Beaverhead-Deer Lodge National Forest	406-683-3913
Bighorn Canyon National Recreation Area	406-666-2412; www.nps.gov/bica
Bridger-Teton National Forest	307-739-5500
Caribou-Targhee National Forest	208-624-3151
Custer National Forest	406-657-6200
Gallatin National Forest	406-587-6701
Glacier National Park	406-888-7800; www.nps.gov/glac
Grant-Kohrs Ranch National Historic Site	406-846-3388; www.nps.gov/grko
Lewis and Clark National Historic Trail	402-661-1804; www.nps.gov/lecl
Nez Perce National Historic Trail	208-476-8334; www.fs.fed.us/npnht
Shoshone National Forest	307-527-6241

Communities Near Yellowstone & Grand Teton National Parks

Montana	
Big Sky	406-995-3000
Billings	800-735-2635
Bozeman	800-228-4224
Cooke City-Silver Gate	406-838-2495
Gardiner	406-848-7971
Livingston	406-222-0850
Red Lodge	888-281-0625
Virginia City	800-829-2969
West Yellowstone	406-646-7701
Wyoming	
Cody	800-393-2639
Dubois	307-455-2556
East Yellowstone/Wapiti Valley	307-587-9595
Jackson	307-733-3316
Idaho	
Idaho Falls	866-365-6943
Eastern Idaho Visitor Information Center	800-634-3246

Road, service, & program schedules can change. Always check locally for updates!

Services

14

Spring 2011

“They said they’d seen it all
in Yellowstone. We politely suggested one of our Lodging and Learning packages. Four days later, that same family couldn’t stop talking about all the *new* things they’d discovered about the park, *and themselves*. We just smiled.”

Yellowstone.
Don’t just see it, experience it.

SUMMER ADVENTURE PACKAGES	SUMMER LODGING & LEARNING PACKAGES	
	<i>Narrative-Castled daily adventures. Lodging and meals included.</i>	
THE TOTAL YELLOWSTONE PACKAGE 5 nights Offered June 3 - August 28, 2011 \$4,199 per person	TRAILS THROUGH YELLOWSTONE 2 nights Offered May 30 - September 26, 2011 \$799 per person	SPRING WOLF AND BEAR DISCOVERY 4 nights Offered May 4 - June 1, 2011 \$619 per person
YELLOWSTONE COUPLES ADVENTURE PACKAGE 3 nights Offered June 4 - October 1, 2011 \$1,899 per person	YELLOWSTONE FOR FAMILIES 4 nights Offered from Mammoth Hot Springs June 6 - August 26, 2011 Starting at \$1,148 for a family of 4 staying in one room	FALL WOLF AND ELK DISCOVERY 4 nights Offered August 19 - October 6, 2011 \$619 per person
CLASSIC YELLOWSTONE PACKAGE 4 nights Offered June 14 - September 3, 2011 \$1,199 per person	ROOSEVELT RENDEZVOUS 4 nights Offered September 9, 15, 22, 2011 \$799 per person	ESSENTIAL YELLOWSTONE 3 Nights Offered May 13, 20, 27; June 3, August 26, September 9, 16, 23, 2011 \$1,199 per person
		OLD TIMES ON THE GRAND TOUR 4 nights Offered May 13, 20, 27, September 4, 11, and 18, 2011 \$1,199 per person

All rates are per person, double occupancy and do not include tax or utility fee.

YELLOWSTONE NATIONAL PARK LODGES
Owned by Xanterra Parks & Resorts®

For Reservations & Information:
866-439-7375 | YellowstoneNationalParkLodges.com
Xanterra Parks & Resorts is an authorized concessioner of the National Park Service.
XANTERRA.COM

FOR FUTURE GENERATIONS: HELP PROTECT YELLOWSTONE!

Xanterra's Long Term Commitment to Sustainability

Xanterra provides hospitality in some of the most beautiful places on earth, and we take our role of environmental stewardship very seriously. Through our Ecologix program, we incorporate sustainable practices in all aspects of our operations, from food to fuel, and from emissions reduction to renewable energy.



You can help us protect Yellowstone in the following ways:

Recycle: For your convenience, we now offer in-room recycling containers for plastic, paper, glass, cardboard, and aluminum. Recycling bins are also located throughout the park. With help from visitors like you, last year we recycled over 1.9 million pounds of material and diverted over 70% of our waste from the landfill!

Choose Green: Visit our new For Future Generations: Yellowstone Gifts store in the Mammoth Hotel and check out the wide selection of sustainable products and cool exhibits on climate change.



Eat Well: Our restaurants also offer a variety of "green" choices including our great tasting Marine Stewardship Council certified salmon and fair trade, organic coffee. In 2010, 32% of our food purchases were sustainable!

Conserve Energy: When staying in the park's guest rooms, take advantage of the linen reuse program. Be sure to turn off lights and heat when you leave the room.

Be Green at Home: Stewardship does not end at national park borders. You can help protect Yellowstone and other national parks from the impacts of climate change and pollution by adopting green practices at home. Please visit the Environmental/Future Generations section of our website **YellowstoneNationalParkLodges.com** for a list of green living tips and more information about climate change in our national parks.

Thank you for helping us preserve Yellowstone!



Yellowstone General Stores operates twelve retail stores with the attempt to cater to those visiting the world's first National Park. Each of our General Stores is unique in architecture, and located in scenic settings at each major area throughout Park. Visitors will find our staff to be very helpful in assisting with merchandise, scenic stops or wildlife sightings.

Food and beverage services offer a variety of selections to satisfy any wilderness hunger. Relax with a cup of coffee, ice cream, or snack while taking in the wonders of Yellowstone National Park.

Discover volumes of books with a variety of titles that describe and interpret the Park.

Explore the wide spectrum of collectibles and novelties in our souvenir sections. Themed postcards, posters, and other items are available offering an opportunity to take away more than a memory. Personal memories can also be preserved at photo centers, offering digital film processing, digital card downloads, and other photographic supplies.

Our apparel departments provide a variety of items with designs relating to the different areas of the park that may be worn now or given later as gifts. Outdoor enthusiasts can find a variety of supplies and gear to explore Yellowstone National Park. We offer supplies needed for a cookout, the night's camping, a day of fishing, hiking, boating, and wildlife watching.

Visit Old Faithful, Grant, Fishing Bridge and Canyon General Stores to join our *Pathways at Yellowstone Program* to meet talented and interesting artists and authors who make unique Yellowstone products.

Yellowstone General Stores is grateful for the opportunity to operate within Yellowstone National Park, and through our stewardship we protect the natural, cultural, and historic resources for future generations. Our Environmental Management System, GreenPath, is recognized according to international standards, ISO 14001. We implement programs to minimize our impact while operating in a unique pristine environment and strive for continual environmental improvement.



Medcor® MEDICAL SERVICES AT YELLOWSTONE

Emergencies - Dial "911" or contact any National Park Ranger within Yellowstone. Specially trained rangers provide rescue, emergency medical care, and ambulance service.

Medical Clinics - Medcor operates three urgent-care clinics within the park. The clinic at Mammoth is open year round, staffed by a board-certified physician and a team of experienced RNs. The clinics at Lake and Old Faithful are open seasonally (see below for schedules). All these clinics are open to the public and are staffed and equipped for most medical emergencies and routine care. Services include injury and illness treatment, x-rays, and some lab and pharmacy services. If in-patient care or advanced services are required, the clinic staff can stabilize patients and arrange for appropriate transfer to a hospital.

Stay Safe & Healthy - Yellowstone is a large wilderness area with many natural hazards, including wild animals, scalding hydro-thermal features, freezing temperatures, blinding snow, thin ice, deep and running water, and high altitude. Please follow all national park regulations and common-sense precautions to stay safe and healthy while enjoying your visit.

Eastern Idaho Regional Medical Center - Air and ground ambulance, emergency medical direction, training, and trauma/specialty care from one of the top Trauma Centers in the U.S. www.eirmc.com

Mammoth Clinic (307) 344-7985
Open year round Mon - Fri
June 1 - Sept 30 also open Sat & Sun

Old Faithful Clinic (307) 546-7325
Open May 13 - Oct 2; 7 days a week

Lake Clinic (307) 242-7241
Open May 20 - Sept 21; 7 days a week

For more information visit www.medcor.com/Yellowstone.

© 2011 Medcor, Inc. All rights reserved.

Use the card that protects the wonders and wildlife of Yellowstone!



U.S. Bank contributes a percentage of every purchase to the Yellowstone Park Foundation to help fund projects that protect the wonders and wildlife of Yellowstone National Park.

Go to www.yppf.org or call 1-800-853-5576 (press *1, then ext. 8301) to sign up for your Yellowstone Park Foundation Visa® Platinum Card today!

U.S. Bank National Association (NS) is creditor and issuer of the Yellowstone Park Foundation Visa Platinum Card.

Card photo by Tim Murphy

Service Locations & Schedules

Spring 2011

15

	Canyon Village	Fishing Bridge	Grant & West Thumb	Lake & Bridge Bay	Mammoth Hot Springs	Norris	Old Faithful	Tower & Roosevelt	West Entrance & Madison
Visitor Information & Bookstore books, videos, maps, other educational items	Visitor Education Center 5/8-5/27 9 am-5 pm 5/28-9/5 8 am-8 pm 9/6-9/30 8 am-6 pm 10/1-10/16 9 am-5 pm	Visitor Center 5/28-9/30 8 am-7 pm	Visitor Center (Grant) 5/28-9/30 8 am-7 pm Information Station (West Thumb) 5/28-9/30 9 am-5 pm		Albright Visitor Center 10/1-5/27 9 am-5 pm 5/28-9/30 8 am-7 pm	Information Station 5/28-9/30 9 am-6 pm Museum of the National Park Ranger 5/28-9/25 9 am-5 pm	Visitor Education Center 4/15-5/27 9 am-6 pm 5/28-9/30 8 am-8 pm 10/1-11/6 9 am-5 pm		West Yellowstone Visitor Information Center: NPS Desk 4/15-5/26: 8 am-4 pm 5/27-9/5: 8 am-8 pm 9/6-11/6: 8 am-4 pm Information Station (Madison) 5/29-9/30 9 am-6 pm
Medical Clinic				May 20-Sept. 21 307-242-7241	Year-round, except for some holidays. 307-344-7965		May 13-Oct. 3 307-344-7325		
Service Station snacks, drinks, ice All have credit card service at pumps 24 hours a day	Gas: 4/29-10/16 Repairs: 5/27-9/5 Wrecker: 5/6-10/10 Call 406-848-7548 for assistance	Gas: 5/13-9/25 Repairs: 5/27-9/5 Wrecker: 5/27-9/5 LP Gas available Call 406-848-7548 for assistance	Gas (Grant): 5/27-9/25 Repairs: 5/27-9/5 Wrecker 5/27-9/5 LP Gas available Call 406-848-7548 for assistance		5/6-10/10 Call 406-848-7548 for assistance		Lower: 4/29-10/16 Upper: 5/20-9/12 Wrecker: 5/6-10/10 Repairs: 5/27-9/5 Call 406-848-7548 for assistance	6/3-9/5 Call 406-848-7548 for assistance	
General Store groceries restaurant souvenirs gear	5/13-9/29 also has espresso, jewelry	5/6-10/3 also has jewelry, photo processing,	Grant 5/27-9/19 also has jewelry	Lake 5/20-9/26	Year-round no restaurant lunch available late fall through early spring		Lower: 5/20-10/3 Upper: 4/29-10/17 also photo processing	Tower 5/27-9/22 no restaurant	
Outdoor Store recreation gear, snacks, fast food souvenirs	Yellowstone Adventures 4/15-11/6			Bridge Bay 5/27-9/5					
Mini Store groceries gear souvenirs			Grant 5/13-10/3					Roosevelt 6/10-9/5	
Gift Shop (in lodging facilities)	Canyon Lodge 6/3-9/25		Grant Village 5/27-10/2	Lake Hotel 5/20-9/25 Lake Lodge 6/10-10/2	Mammoth Hot Springs Hotel 5/13-10/16		Old Faithful Inn 5/6-10/9 Old Faithful Snow Lodge 4/15-11/6 Old Faithful Lodge 5/13-10/2	Roosevelt Lodge 6/10-9/5	
Hotel	Canyon Lodge 6/3-9/25		Grant Village 5/27-10/2	Lake Hotel 5/20-9/25	Mammoth Hot Springs Hotel 5/13-10/10		Old Faithful Inn 5/6-10/9 Old Faithful Snow Lodge 4/29-10/23		
Cabins	Canyon Lodge 6/3-9/25			Lake Hotel 5/20-9/25 Lake Lodge 6/10-10/2	Mammoth Hot Springs Hotel 5/13-10/10		Old Faithful Snow Lodge 4/29-10/23 Old Faithful Lodge 5/13-9/25	Roosevelt Lodge 6/10-9/5	
Restaurant (see also General Store)	Canyon Lodge 6/3-9/25		Grant Village 5/27-10/2 Lake House at Grant June 17-Sept. 25	Lake Hotel 5/20-9/25	Mammoth Hot Springs Hotel 5/13-10/10		Old Faithful Inn 5/6-10/9 Old Faithful Snow Lodge 4/29-10/23	Roosevelt Lodge 6/10-9/5	
Cafeteria	Canyon Lodge 6/3-9/5			Lake Lodge 6/10-10/2			Old Faithful Lodge 5/13-9/25		
Snacks Light meals Fast food (see also stores)	Picnic Shop 6/3-9/25			Lake Hotel Deli 5/20-9/25	Terrace Grill 4/29-10/16		Old Faithful Inn, Bear Paw Snack Shop: 5/6-10/9 Old Faithful Snow Lodge, Geyser Grill 4/15-11/6 Old Faithful Lodge Bake Shop 5/13-10/2		
Campground Details on p. 6 **Reservations accepted	**Canyon 6/3-9/5 Norris 12 mi east, 5/20-9/26	**RV Park (hard-sided units only) 5/13-9/25	**Grant 6/21-9/25 Lewis Lake 10 mi south, 6/15-11/5	**Bridge Bay 5/27-9/11 **Fishing Bridge RV Park (hard-sided units only): 5/13-9/25	Mammoth All year Indian Creek 9 mi south 6/10-9/12 Norris 21 mi south 5/20-9/26	Norris 5/20-9/26	**Madison 16 mi north 5/6-10/23	Tower Fall 3.5 mi south 5/20-9/26 Slough Creek 7 mi east 5/27-10/31 Pebble Creek 18 mi east 6/10-9/26	**Madison 5/6-10/23
Showers	Canyon Campground 6/3-9/5	RV park 5/13-9/25	Grant Campground 6/21-9/25		Mammoth Hotel 5/13-10/10		Old Faithful Inn 5/6-10/9	Roosevelt Lodge 6/10-9/5	
Laundry	Canyon Campground 6/3-9/5	RV park 5/13-9/25	Grant Campground 6/21-9/25	Lake Lodge 6/10-10/2			Old Faithful Snow Lodge 4/29-10/23		
Marina Boat Tours Trail Rides	Trail Rides 6/26-8/27			Bridge Bay Dock rental 5/27-9/11 Boat Tours 6/15-9/11	Trail Rides 5/27-9/10			Trail & Stagecoach Rides 6/10-9/4 Cookout 6/11-9/4	

Accessibility Entrance stations and visitor centers have a free comprehensive guide for visitors with mobility impairments. Guide includes some other accessibility information.

ATM Available in stores and lodging at all major areas of the park. Inquire locally.

Cell Phones Limited service in the park. As a courtesy to other visitors, turn off your phone while enjoying Yellowstone's natural features.

Lost & Found Call 307-344-5387 to report or retrieve items lost in lodging facilities; call 307-344-2109 for items lost elsewhere in park.

Recycling Glass, cans, paper, cardboard, plastic, plastic bags, small propane canisters (used with camp stoves and lanterns), household batteries can be recycled here. Inquire locally.

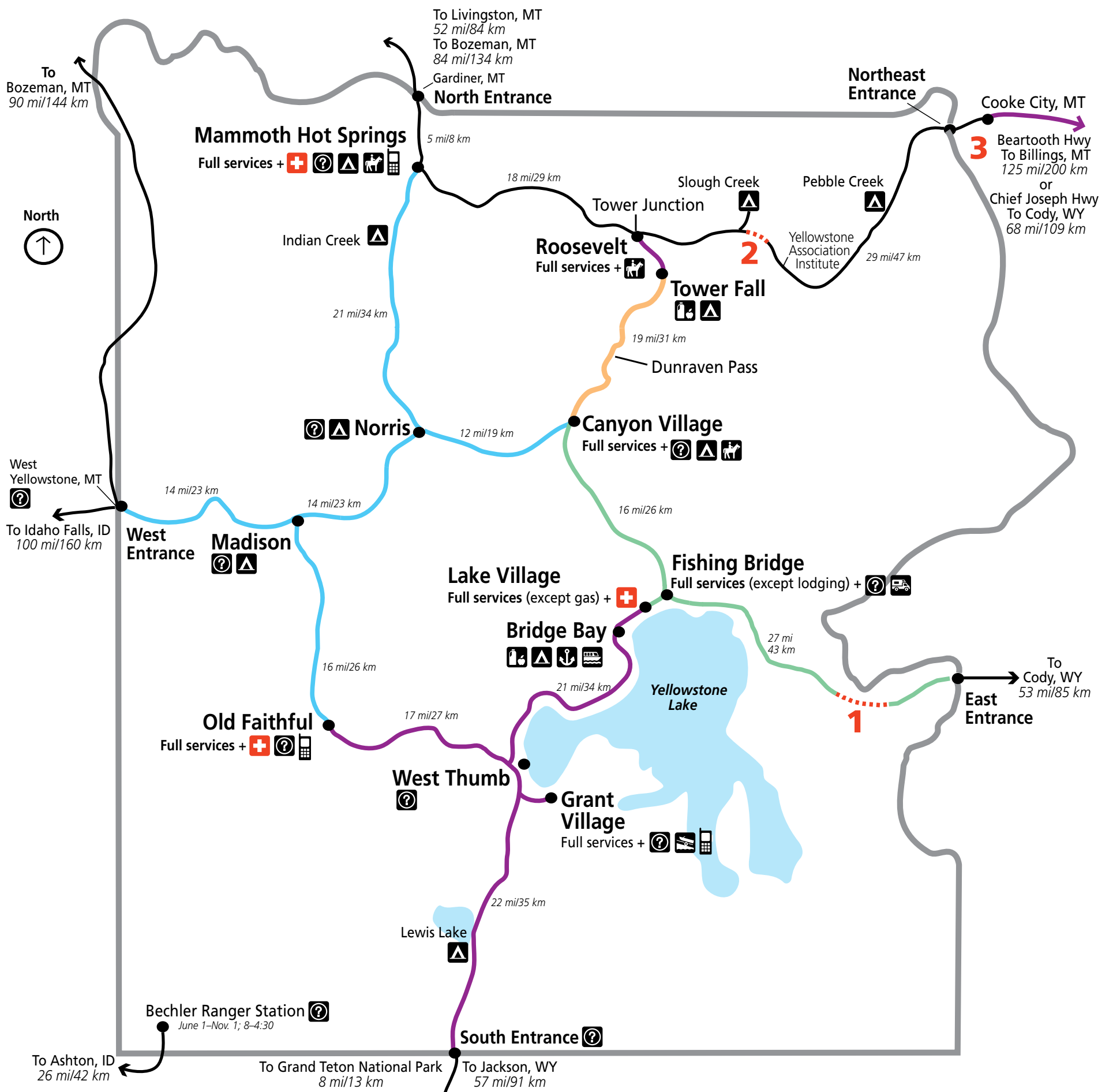
Reservations For lodging, dining, camping, and concession activities, call 307-344-7311 or toll-free 866-439-7375. Dinner reservations required at Grant Village, Lake Hotel, and Old Faithful Inn.

Worship Services Most major denominations and interdenominational services available in summer. Information at all major areas.

Road, service, & program schedules can change. Always check locally for updates!

Roads & Services

Most services begin opening in mid-April. Check page 15 for details.



Opening Schedule

- Open year-round**
- April 15**
Mammoth & West Entrance to Old Faithful; Norris to Canyon
- May 6**
Canyon Junction to Lake to East Entrance
- May 13**
Old Faithful to South Entrance
Lake to West Thumb (earlier if conditions allow)
Tower Junction to Tower Fall
Cooke City to Chief Joseph Scenic Highway (if conditions allow)
- May 27**
Tower Fall to Canyon Junction
Beartooth Pass (if conditions allow)

Road Work

- 1 Northeast Entrance Road, Lamar River Bridge**
Expect 30-minute delays, except holidays
- 2 Beartooth Highway (US 212)**
For construction updates on this highway *only*, call 888-285-4636.
Milepost 25–43.1 (state line): Mid May to July 31: expect 30-minute delays, except holidays

Grand Teton National Park
See page 13. For construction updates on this project *only*, call 307-739-3614.

SPEED KILLS
more than 100 big animals each year
SLOW DOWN
and save a life

All areas listed have restrooms & recycling; most have telephones. See also page 15.

- Full Services =
- Stores
 - Food
 - Lodging
 - Recycling
 - Fuel

- Other Services
- Medical clinic
 - Visitor center or information station
 - Store
 - Campground
 - RV park
 - Trail rides
 - Marina
 - Boat launch
 - Boat tour
 - Cell phone service *may be available*



This park newspaper is funded by the Federal Lands Recreation Enhancement Act and a generous donation from the Yellowstone Association.