

# YELLOWSTONE Today



Winter 2006–2007

Official Newspaper of Yellowstone National Park

National Park Service  
U.S. Department of the Interior

## In This Issue

MAP	Back Cover
Safety & Rules	Front Cover, 2, 4
Visiting In Winter	3
Winter Safety Tips	4
Skiing and Snowshoeing	5
Activities	6
Ranger-led Programs	7
Learn & Explore	9
Services	10–11

## Enjoy Yellowstone's Winter Wonderland Safely

Snow and cold combine with natural wonders to create an incomparable winter experience in Yellowstone. Prepare yourself well to enjoy your winter visit safely.

- ◆ Use extra care near canyons, waterfalls, hydrothermal areas, overlooks, and wildlife.
- ◆ Watch your children. Your hand and voice may be too far away once your child leaves your side.
- ◆ The only road open for year-round automobile travel is the Gardiner, MT–Cooke City, MT road (North Entrance to 7 miles east of the Northeast Entrance). Mud/Snow tires or chains are recommended and may be required.
- ◆ Before beginning your trip—whether by car, skis, or snowshoes—obtain current road and weather reports.
- ◆ Dress for winter—wear wool or synthetics, never cotton. Layer clothing so you can adjust to the weather and your level of exertion. For more winter gear tips, see page 5.
- ◆ Plan outings to match your group's abilities so everyone can enjoy themselves and stay safe. For more winter safety tips, see page 5.
- ◆ Keep your distance from wildlife—100 yards from bears, 25 yards from bison, elk, bighorn sheep, deer, moose, wolves, coyotes—and never feed them or other animals, including birds. For more park safety tips and regulations, see page 2.



NPS/Peaco

The Lower Falls of the Yellowstone River roar year-round, even as cold temperatures transform the icy spray into a giant cone.

## Yellowstone National Park's Mission

Preserved within Yellowstone National Park are Old Faithful and the majority of the world's geysers and hot springs. An outstanding mountain wildland with clean water and air, Yellowstone is home of the grizzly bear and wolf and free-ranging herds of bison and elk. Centuries-old sites and historic buildings that reflect the unique heritage of America's first national park are also protected. Yellowstone National Park serves as a model and inspiration for national parks throughout the world.

## Mission of the National Park Service

The National Park Service preserves unimpaired the natural and cultural resources and values of the national park system for the enjoyment, education, and inspiration of this and future generations. The National Park Service cooperates with partners to extend the benefits of natural and cultural resource conservation and outdoor recreation throughout this country and the world.



©C. Duckworth

## SPEED KILLS

more than **100** deer, moose, bears, elk, bison, wolves **each year**

**SLOW DOWN**  
and save a life

## Help Protect Wildlife Near Roads

- ◆ Always expect animals to be on or near the road.
- ◆ Follow the speed limit (maximum 45 mph unless otherwise posted).
- ◆ Increase caution at night and during wet or wintry conditions.

# Be Safe! and legal

2

Winter 2006–2007



**Danger!**

## SCALDING WATER

**Beautiful but deadly:** Yellowstone's hydrothermal features can kill you. Their waters are frequently near or above boiling. Their crust is thin, breaks easily, and often overlies scalding water.

- ◆ Stay on boardwalks and designated trails. They protect you and delicate formations.
- ◆ Keep your children close to you at all times; make sure they understand the danger.
- ◆ Pets are prohibited in hydrothermal areas.
- ◆ Swimming or bathing is prohibited in hydrothermal pools or streams where water flows entirely from a hydrothermal spring or pool.
- ◆ Where swimming is allowed, swim at your own risk. Yellowstone's natural waters tend to be very hot or very cold, and immersion in extreme temperature water can be fatal. Thermal water can also harbor organisms that cause a fatal meningitis infection or Legionnaires' disease. Exposing your head to thermal water by immersion, splashing, touching your face, or inhaling steam increases your risk of burns and infection.

## TOXIC GASES

**Toxic gases exist in Yellowstone.** Dangerous levels of hydrogen sulfide, carbon dioxide, and carbon monoxide have been measured in some hydrothermal areas. *If you feel sick, leave the location immediately.*

## CAUTION: Wildlife Jams

Wild animals are dangerous. To protect yourself and wildlife, follow these guidelines when viewing or photographing roadside wildlife, whether you are alone or in a wildlife jam:

- ◆ Park in established turnouts and make sure your car is completely off the paved roadway.
- ◆ Make sure you put your vehicle into park, and engage your parking brake.
- ◆ If you exit your vehicle, stay near your vehicle so you can get inside if the bear or other wildlife approaches.
- ◆ Avoid being struck by a moving vehicle, do not stand in the road to view or photograph wildlife.
- ◆ Never surround, crowd, approach, or follow wildlife.
- ◆ Don't block an animal's line of travel.
- ◆ Do not run or make sudden movements—this may cause predators to attack.
- ◆ If other people in the area are putting you in danger, leave the scene and/or notify a park ranger.
- ◆ Do not ever feed wildlife, including birds.

## Watch for Ice on Roads and Trails

**Only two park roads are plowed:**

- 1 Between the North Entrance and Cooke City, Montana
  - 2 From Mammoth Hot Springs to the parking area at the Upper Terraces
- ◆ They are maintained only during daylight hours and may close during severe storms.
  - ◆ Expect snowpack, ice, frost heaves, drifts.
  - ◆ Mud/Snow tires or tire chains may be required and are recommended always.

- ◆ Speed limit for all vehicles, including snowmobiles, is 45 mph (73 kph), or lower where posted.
- ◆ Do not stop on the road or block traffic when viewing wildlife or scenery. Use pullouts.
- ◆ Trails and overlooks may be snow-covered, icy, and dangerous.
- ◆ Obey trail closures. Proceed cautiously at all times and watch your children.

## Other Rules and Safety Information

**Attention Anglers** The fishing season ends in early November and reopens in late May.

**Backcountry Permits** Permits are required for overnight backcountry use. Obtain them in person up to 48 hours in advance from any ranger station. Rangers will provide information on weather, trails, snow conditions, and any special winter hazards. Backcountry winter campers must carry stoves and fuel for cooking and melting snow; no wood fires allowed.

**Falling Trees** Avoid areas with dead trees (snags). They may suddenly fall, especially on windy days.

**High Altitude** Most of the park is above 7,500 feet (2,275 m). Allow time to acclimate; be aware of physical limitations; don't overexert. Drink plenty of water to forestall dehydration from altitude and dry climate. Stop and rest often.

**Hypothermia & Frostbite** Hypothermia is a rapid loss of body heat that can cause death if not treated. Early warning signs include shivering, slurred speech, memory lapses, drowsiness, and exhaustion. Know these warning signs and how to treat them. Seek help as soon as you can. Frostbite can permanently damage tissue and affect use of fingers, toes, nose, ears, or other

extremities. Protect yourself with warm, layered clothing, and frequent stops to warm up.

**Lost & Found** Call 307-344-5387 to report or retrieve items lost in lodging facilities; call 307-344-2109 to report or retrieve items lost in other parts of the park.

**Pets** Pets must be leashed. They are prohibited on all trails, in the backcountry, and in hydrothermal areas. Pets are not allowed more than 100 feet from a road or parking area. Leaving a pet unattended and/or tied to an object is prohibited.

**Winter Camping** Winter car-camping is available only at Mammoth Campground. Heated restrooms and water are available; wood fires are allowed. No overnight camping or stopping allowed elsewhere. Primitive winter camping is available at Old Faithful on a limited basis and at backcountry sites. No facilities. Permit required.

**Seat Belts** Each vehicle occupant must have a safety belt or child restraint system fastened when the vehicle is in motion.

**Theft** Lock your vehicle; keep all valuables hidden; label all valuable property with your name, address, or identification number; report theft or vandalism to a ranger.

Additional safety tips for winter on page 4.

## These Actions Are Illegal

- ◆ speeding (radar enforced)
- ◆ driving while intoxicated (open container law enforced)
- ◆ leaving detachable side mirrors attached when not pulling trailers
- ◆ traveling off-road by vehicle, snowmobile, or bicycle
- ◆ improperly storing food
- ◆ violating camping regulations & rules
- ◆ having pets off leash or on trails and boardwalks
- ◆ littering
- ◆ swimming in hydrothermal pools
- ◆ diving or jumping off cliffs in Firehole swim area
- ◆ traveling off boardwalks or designated trails in hydrothermal areas
- ◆ removing or possessing natural (antlers, etc.) or cultural (artifacts) features
- ◆ violating fishing regulations
- ◆ feeding or approaching wildlife
- ◆ spotlighting (viewing with artificial light) elk, deer, or other animals
- ◆ calling in elk by imitating their calls or using buglers
- ◆ imitating wolf howls
- ◆ using electronic equipment capable of tracking wildlife

## Know These Numbers

**25**

= the number of YARDS you must stay away from all wildlife—except . . .

**100**

= the number of YARDS you must stay away from a bear

**45**

= the maximum speed limit in the park unless otherwise posted

**911**

= the number to call in an emergency

*Law enforcement rangers strictly enforce all park regulations to protect you and the park.*

# Visiting in Winter

Winter 2006–2007

3

## Enjoying Winter

**In a car** You can drive from the North Entrance to Cooke City, MT, year-round. You will see spectacular scenery and probably pronghorn, elk, bison, and possibly wolves.

**On skis or snowshoes** Choose from many trails in the park. Information is available at visitor centers, warming huts, winter trailheads, and at [www.nps.gov/yell/planyourvisit/winteract.htm](http://www.nps.gov/yell/planyourvisit/winteract.htm). See also pages 5, 6, and 7 for tips and guided trips.

**In a snowcoach** Enjoy the warmth and comfort of a snowcoach. You can book a trip with snowcoach operators listed at the website above; also see page 6.

**On a snowmobile** You can book a snowmobile trip with a guide. A limited number of snowmobiles will be allowed in the park each day. Reservations ensure entrance on the days you prefer. A list of authorized commercial guides is at the website above.

**Staying in Yellowstone** Xanterra Parks & Resorts provides winter lodging in the park. Visit [www.TravelYellowstone.com](http://www.TravelYellowstone.com); call 307-344-7311 or toll-free 866-Geyserland (866-439-7375).

## Highlights of Winter

### Mammoth Hot Springs

The immense travertine terraces and their flowing waters disappear in steam this time of year. To see their beauty, pull on your snow boots and venture onto the boardwalks that carry you past Palette Spring, Minerva Terrace, and up to the ever-changing Canary Spring. Or strap on skis or snowshoes to circle the Upper Terrace Drive, where you encounter Orange Spring Mound and Angel Terrace up close.

### Northern Range

Between Gardiner and Cooke City, Montana, the road runs more than 40 miles through the heart of wildlife winter range in Yellowstone. In early winter, look closely at the base of Specimen Ridge—you may see hundreds of elk. If you see dark forms running, pull out your binoculars and check—it might be a pack of wolves. Look for ravens and eagles gathering around carcasses, and for bison slowly sweeping aside snow with their massive heads.

## Winter Planning In the Park

The National Park Service (NPS) works with local governments, businesses, concessioners, conservation and other interest groups, industry, visitors, and the public to build a sustainable future for winter use while preserving park resources and providing high quality visitor experience. This year, winter operations are guided by a Temporary Winter Use Plan Environmental Assessment, which requires all snowmobilers be part of a guided trip and all snowmobiles be Best Available Technology (BAT).

### Goals of a Winter Use Plan

- ◆ Provide a high quality, safe, and educational winter experience for all visitors.
- ◆ Provide for visitor and employee health and safety.
- ◆ Preserve pristine air quality.
- ◆ Preserve natural soundscapes.
- ◆ Mitigate impacts to wildlife.
- ◆ Minimize adverse economic impacts to gateway communities.

### The Future of Winter Use

This winter, NPS intends to release a draft long-term Winter Use Plan and Environmental Impact Statement (EIS) for Yellowstone and Grand Teton National Parks and the John D. Rockefeller, Jr. Memorial Parkway. The EIS will consider alternatives for managing winter use, including limits on the number of snowmobiles and snowcoaches entering the parks, guiding requirements (possibly allowing some unguided or noncommercially guided snowmobiles), BAT standards for snowcoaches and snowmobiles, and restricting travel to mass-transit (snowcoaches and/or buses). It will also consider closing road segments for wildlife research and/or visitor and employee safety. The draft EIS will evaluate each alternative's effects on air quality and visibility, wildlife, natural soundscapes, employee and visitor health and safety, visitor experience and access, and socioeconomics.

NPS intends to complete the EIS process prior to the 2007–2008 winter season.

For more information, go to [www.nps.gov/yell/planyourvisit/winteruse.htm](http://www.nps.gov/yell/planyourvisit/winteruse.htm).



## Questions?

*Ask a ranger at these locations!*

### Albright Visitor Center, Mammoth

Information, bookstore, and exhibits on wild-life and history. Films on the park and the national park idea. Call 307-344-2263. Open daily, year-round, except Thanksgiving (Nov. 23): 9 AM–5 PM

### Old Faithful Visitor Center

Information, bookstore, and geyser eruption predictions. Award-winning film about hydrothermal features. Call 307-545-2750. Open daily, Dec. 20–March 11: 9 AM–5 PM

### West Yellowstone Visitor Information Center

Information, publications. West Yellowstone Chamber of Commerce staff available year-round, Monday–Friday, 8 AM–5 PM. Call 406-646-7701.

NPS rangers available daily, Dec. 20–March 11: 8 AM–5 PM. Call 406-646-4403.

## Warming Huts

Warming huts provide shelter for skiers, snowshoers, and snowmobilers. They are open 24 hours a day, except for Mammoth and Old Faithful. All open December 20; Mammoth and Indian Creek close March 4, the others close March 11.

### Canyon

Dec. 20–March 11

Vending machine snacks available any time; restrooms in visitor center building.

### Fishing Bridge

Dec. 20–March 11

Vending machine snacks and cold drinks available.

### West Thumb

Dec. 20–March 11

Not staffed.

### Indian Creek

Dec. 20–March 4

Not staffed.

### Madison

Dec. 20–March 11

Light snacks and hot drinks sold during the day; vending machine snacks available any time.

### Mammoth

Dec. 20–March 4

8 AM–5 PM

Vending machine snacks and cold drinks available.

### Old Faithful

Dec. 20–March 11

Daytime only.

Vending machine snacks available.

## Save With the America the Beautiful Pass

Congress recently passed a law establishing a new pass program to replace the Golden Eagle, Golden Age, and Golden Access Passports and the National Parks Pass. The “America the Beautiful—the National Parks and Federal Recreational Lands Pass” program will provide several pass options for the public to use at federal recreation sites—including national parks and wildlife refuges—where Entrance or Standard Amenity fees are charged.

Seniors (62 and older) who are U.S. citizens or permanent residents may purchase the new Senior Pass for \$10. Citizens or permanent residents of the U.S. who have been determined to be blind or permanently disabled may obtain a free Access Pass (inquire at entrances or visitor centers).

Beginning January 2007, you can purchase the new America the Beautiful—National Parks and Federal Recreation Lands Pass at one of Yellowstone's entrance stations or <http://store.usgs.gov/pass>. The pass is not good for Expanded Amenity Fees, such as camping, or for parking fees at Mount Rushmore.

### Entrance Fees

Private, noncommercial automobile	\$25 (7 days, both Yellowstone and Grand Teton)
Individual motorcycle	\$20 (7 days, both parks)
Single entry (foot, bike, ski, etc.)	\$12 (7 days, both parks)
Yellowstone–Grand Teton Pass	\$50 (valid one year from date of purchase)
America the Beautiful Pass	Available January 1; cost unknown at press time. This pass will be valid for one year from month of purchase for entrance fees to federal fee areas.

All currently valid passes will be accepted until expired, including the National Parks Pass, Golden Eagle Pass, Golden Age Passport, and Golden Access Passport.

# Winter Safety Tips

4

Winter 2006–2007



*Please leave the ski tracks for the skiers; don't walk or snowshoe in them.*

NPS photo/Peaco

## Weather

Yellowstone's weather is unpredictable and changes suddenly. Obtain current weather conditions and forecasts at visitor centers or ranger stations. Be prepared for a range of conditions, whether you are out for several hours or overnight. Know the locations of warming huts and phones (map on the back page). Plan your trip and follow your plan.



## Avalanches

- ◆ Avalanche hazard can be high on roads between the East Entrance and Fishing Bridge Junction, on Dunraven Pass, on trails in the Cooke City vicinity, and in many areas of the backcountry. Learn about avalanche mechanics, safe travel methods, and rescue procedures before going into the backcountry.
- ◆ Avalanches most commonly occur on hillsides or in canyons with slopes of 30–45°, but can happen on any slope.
- ◆ When travelling through such areas, cross the slope one at a time while others watch.
- ◆ Avalanches are more likely to occur during or after heavy fresh snowfall, high winds, or extreme temperature changes.
- ◆ Check the Gallatin National Forest Avalanche Center, 406-587-6981 or [www.mtavalanche.com](http://www.mtavalanche.com), for avalanche advisories for Bozeman, Livingston, West Yellowstone, Cooke City, and Gardiner; or check with a local ranger for a current forecast.

## For Skiers and Snowshoers

- ◆ Evaluate your party's capabilities. Plan your outing so that everyone will enjoy it.
- ◆ Know your equipment's capabilities and weaknesses and be prepared to make repairs.
- ◆ Never go close to geysers, hot springs, or mudpots. You may fall through overhanging snow ledges or thin crust. Do not leave designated trails in hydrothermal areas.
- ◆ Beware of icy conditions on downhill grades leading into hydrothermal areas. Side-step or walk down the hill rather than risk skiing out of control into a boiling pool.
- ◆ When crossing frozen lakes, use extreme caution and check ice thickness by prodding with a ski pole. Ice, snow covered or not, may be thin, especially near inlets, outlets, and waters warmed by hydrothermal activity. Crossing rivers may be dangerous; some have bridges and some do not. Ask a ranger about local crossings.
- ◆ Do not approach wildlife. Wild animals are unpredictable; if they charge, you can't outrun them, especially in deep snow. If they run, you are forcing them to use energy they need to survive.
- ◆ When passing through areas of dead trees (snags), stay on established trails and be alert. Snags can fall with little warning.
- ◆ Exertion in dry mountain air can dehydrate you. Drink two quarts of water a day. Carry gear to melt water from snow or dip it out of a stream from a safe distance with a ski pole. Boil water from lakes or streams to reduce the chance of infection from water-borne diseases.
- ◆ Learn as much as you can about winter survival. Talk with park rangers before you leave on any trip. Many good books are also available on this topic.
- ◆ Follow basic ski etiquette: skiers going uphill yield to those going downhill.
- ◆ Let someone know where you are going.
- ◆ On groomed roads used by snowmobiles, keep to the right.
- ◆ Orange trail markers attached to trees may be difficult to find in winter. Even on a well-marked trail, you can become lost easily in a whiteout or blizzard.
- ◆ If you venture into the backcountry, carry a USGS topographic map and a compass—and know how to use them.
- ◆ Attempt off-trail travel only if you are completely familiar with the specific area where you will be skiing.
- ◆ Obtain specific information on conditions at the area's ranger station, backcountry office, warming hut, or visitor center.
- ◆ Most of the park is above 7,000 feet. If you are coming from lower elevations, acclimate yourself and test your capabilities by taking short day trips before considering longer excursions.

## For Snowmobilers

### Dress for Extreme Cold

Essential items: helmet, face mask, heavily insulated gloves or mittens, felt-lined boots, and a heavily insulated snowmobile suit. Avoid tight-fitting garments; they restrict circulation and increase the possibility of frostbite.

### Wild Animals Have the Right of Way!

Your guide will know what to do if you encounter wild animals on the road. Recommendations include:

- ◆ If bison or other wildlife are on the road, stop at least 25 yards away and/or pull your machine as far as possible to the opposite side of the road; give them a chance to move off the road.
- ◆ Do not make sudden or erratic movements; use groomed pullouts where possible.
- ◆ Do not chase animals or cause them to stampede.
- ◆ If an animal appears agitated, do not attempt to pass—it may cause the animal to charge.
- ◆ If animals run toward you and you can confidently turn around, do so, moving to a safe place while your guide reassesses the situation.
- ◆ If animals walk or run toward you and you cannot turn around, get off your machine and stand to the side of it, keeping the machine between you and the animals.
- ◆ If animals are standing calmly, your guide may inch toward them and assess their behavior. If they remain calm, you may be able to pass on the opposite side of the road at a slow speed.

### Regulations

Your guide knows the regulations; you should be aware of them too:

- ◆ Snowmobile operators must have a valid state motor vehicle driver's license in possession.
- ◆ Roads are open only 7 AM to 9 PM. Snowmobiles are not allowed to operate in the park between 9 PM and 7 AM.
- ◆ Maximum speed limit is 45 mph or less where posted or as conditions warrant.
- ◆ Speed limit is 35 mph West Entrance to Madison, Madison to Old Faithful.
- ◆ Use hand signals when turning or stopping.
- ◆ Allow enough distance between snowmobiles when traveling.
- ◆ Pass only when safe.
- ◆ If you turn around, stay within the road width.
- ◆ Drive on the right side of the road even if the road is rough.
- ◆ Drive in single file.
- ◆ Do not idle your machine more than 5 minutes.
- ◆ When stopping, pull to the far right and park in single file.
- ◆ Stay on designated roads. Sidehilling, bermriding, or any off-road travel is prohibited and carries a fine of up to \$5,000.
- ◆ Report accidents to a ranger.
- ◆ Operating a snowmobile while intoxicated is illegal. Possession of open alcoholic beverage containers, including bota bags, is illegal.



# Skiing & Snowshoeing

Winter 2006–2007

5

Yellowstone's 2.2 million acres provide miles of trails for the adventurous skier and snowshoer. Whether you are skiing a groomed trail in a developed area or venturing into the backcountry, remember that you are traveling in wilderness with all its dangers: unpredictable wildlife, changing weather conditions, hydrothermal areas, deep snow, open streams, and avalanches. You have chosen to explore and experience the land on its own terms, but your safety is not guaranteed. Be prepared for any situation. Carefully read the safety information on the previous page, understand all backcountry guidelines and regulations, and know the limits of your ability.

## Skiing and Snowshoeing Trails

You have a choice of ski trails throughout the park—a few are described here. Maps and trail brochures are available for trails in the Mammoth, Tower, Northeast, Canyon, Old Faithful, and West Yellowstone/Gallatin areas. These trails range from easy to difficult.

### Northern Region

See map below.

Skiing opportunities abound along the plowed road between Mammoth and the Northeast Entrance.

#### Upper Terrace

In winter, Upper Terrace Drive becomes a groomed 1.5-mile ski trail. You'll have views of the steaming lower terraces and historic Fort Yellowstone. This is a hydrothermal area; please stay on the trail.

#### Bunsen Peak

This 6-mile trail follows the old Bunsen Peak road; in places it is steep and has sharp turns. Catch the ski shuttle from Mammoth Hot Springs Hotel to the trail's upper end, south of Rustic Falls. Along the trail, you will have views of the Gallatin Mountains and the Gardner River Canyon. The trail ends in the Mammoth maintenance area.

### Blacktail Plateau

This trail begins 8 miles east of Mammoth and follows an unplowed 8-mile road. Enjoy vistas of meadows surrounded by mountain peaks, and look for elk, deer, coyotes, and bison scattered throughout their winter range.

#### Tower Fall

This trail begins at Tower Junction and follows the unplowed Tower-Canyon road for 2.5 miles past the Calcite Springs Overlook to Tower Fall. You'll have views of the Yellowstone River Canyon and you might see bison, bighorn sheep, or bald eagles. Continue on the 5.5-mile Chittenden Loop Trail or return to Tower Junction.

#### Barronette

This 3.5-mile trail follows Soda Butte Creek along an abandoned roadway that parallels the Northeast Entrance Road at the base of Barronette Peak. It travels through a forest and

offers spectacular scenery and consistent snow conditions.

### Old Faithful

#### Lone Star Geyser

This moderate 9-mile trail begins at the Old Faithful Snow Lodge and takes you to Kepler Cascades. From there, you follow an unplowed service road alongside the Firehole River to Lone Star Geyser. The geyser erupts about every three hours from a 12-foot high cone. Beginning skiers should return the same way; more advanced skiers might like to return via the Howard Eaton Trail, which is steep and requires caution.

#### Fairy Falls

Catch a snowcoach shuttle at Old Faithful Snow Lodge to the southern end of the Fairy Falls trailhead at the steel bridge. From here you can ski to one of the most spectacular ice-encrusted falls in the park. You will be skiing through areas of burned forest so be alert for fall-

ing trees. You can ski back to Old Faithful by following the trail next to the snow vehicle road until you reach the Biscuit Basin Trail, which takes you through the Upper Geyser Basin past Morning Glory Pool and Geyser Hill. The entire trip is about 11 easy miles.

### West Yellowstone Riverside

This trail begins on Boundary Street and heads one mile through forest to the Upriver and Downriver loops. Both loops provide scenic views of the Gallatin Range and Madison River. Total distance varies from 2.5 miles to 4.5 miles, depending on your route.

For more details about these and other ski trails, check at the visitor centers and Bear Den Ski Shops at Mammoth or Old Faithful or at the West Yellowstone Visitor Information Center.

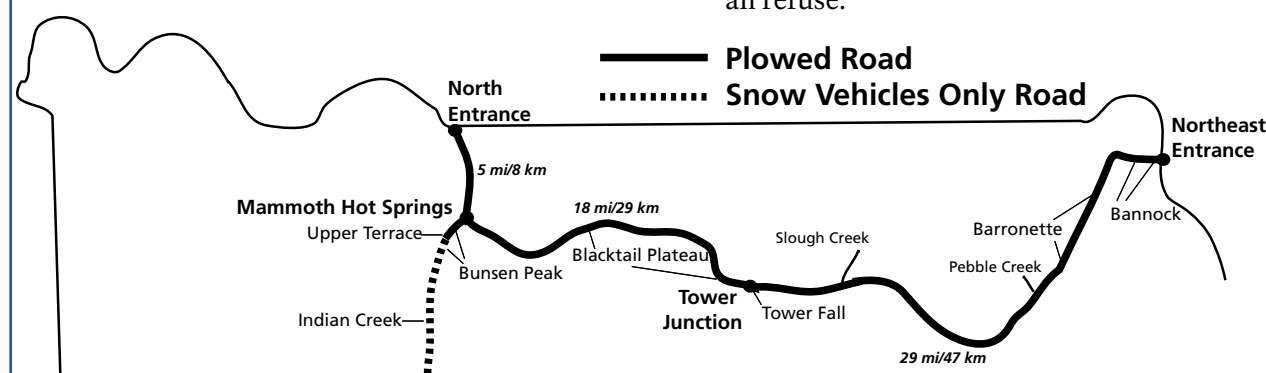


NPS photo/Bethis

## Winter Gear Guide

- ◆ Before you rent or borrow equipment, check for fit and suitability for wilderness use. Choose skis and boots made for touring or mountaineering. Narrow racing skis may not give you enough surface area to break trail and low shoes may not give you enough ankle support.
- ◆ Even in severe winter temperatures, you can be comfortable and safe if you dress properly to prevent chilling and overheating.
- ◆ Wear clothes in several adjustable layers:
  - ✓ windproof, hooded outer layer
  - ✓ wool or other insulated garments underneath
  - ✓ wool or synthetic trousers
  - ✓ wool or synthetic long underwear
  - ✓ wind or rainpants for warmth on windy days
  - ✓ wool socks
  - ✓ gaiters or overboots
  - ✓ gloves or wool mittens with shells
- ◆ Do not wear cotton clothes of any kind, including jeans, sweatshirts, underwear, socks. They retain moisture and put you at risk for hypothermia.
- ◆ Protect yourself from the sun:
  - ✓ wear dark sunglasses on sunny days
  - ✓ apply sunscreen lotion to avoid sunburn
- ◆ As you plan your trip, allow for limited daylight, changing snow conditions, temperature extremes, and the number of people in the group and their experience and physical condition.
- ◆ On day trips, consider taking some or all of these items to increase your safety:
  - ✓ extra clothing
  - ✓ water & food
  - ✓ matches or lighter
  - ✓ map
  - ✓ compass
  - ✓ ski repair kit
- ◆ If you are planning an overnight ski trip, carry all of the above, plus:
  - ✓ backcountry permit
  - ✓ repair parts and tools
  - ✓ sleeping bag & closed-cell sleeping pad
  - ✓ shovel
  - ✓ easily-prepared food
  - ✓ small tarp
  - ✓ first-aid kit
  - ✓ stove and pots
  - ✓ knife
  - ✓ tent or bivouac bag
  - ✓ probe pole
  - ✓ transceiver

## Winter Trails in Northern Yellowstone



- ◆ A permit is required for all overnight trips in the Yellowstone backcountry. Inquire about backcountry permits at visitor centers or ranger stations.
- ◆ Pack it in—Pack it out: No matter what trail you are on or its length, you must pack out all refuse.

Rent skis & snowshoes at the Bear Den Ski Shops, Mammoth and Old Faithful.

# Activities

Winter 2006–2007

6

## Xanterra Parks & Resorts

	Sunday	Monday	Tuesday	Wednesday	Thursday	Friday	Saturday
<b>INTERPRETIVE SNOWCOACH TOURS</b>							
Full and half-day adventures in heated over-snow vehicles.							
From West Yellowstone to Old Faithful: \$51	12:30 PM–3:30 PM	12:30 PM–3:30 PM	12:30 PM–3:30 PM	12:30 PM–3:30 PM	12:30 PM–3:30 PM	12:30 PM–3:30 PM	12:30 PM–3:30 PM
From Old Faithful to West Yellowstone: \$51	8–10:30 AM	8–10:30 AM	8–10:30 AM	8–10:30 AM	8–10:30 AM	8–10:30 AM	8–10:30 AM
From Mammoth to Old Faithful: \$64	8 AM–Noon	8 AM–Noon	8 AM–Noon	8 AM–Noon	8 AM–Noon	8 AM–Noon	8 AM–Noon
From Old Faithful to Mammoth: \$64	2–6 PM	2–6 PM	2–6 PM	2–6 PM	2–6 PM	2–6 PM	2–6 PM
From Old Faithful to Flagg Ranch: \$64	9–11:45 AM	9–11:45 AM	9–11:45 AM	9–11:45 AM	9–11:45 AM	9–11:45 AM	9–11:45 AM
From Flagg Ranch to Old Faithful: \$64	1–4:45 PM	1–4:45 PM	1–4:45 PM	1–4:45 PM	1–4:45 PM	1–4:45 PM	1–4:45 PM
Canyon Day Tour, from Old Faithful: \$117	8:30 AM–6 PM	8:30 AM–6 PM		8:30 AM–6 PM	8:30 AM–6 PM		8:30 AM–6 PM
Canyon Day Tour, from Mammoth: \$112	8:30 AM–5 PM		8:30 AM–5 PM		8:30 AM–5 PM		
Firehole River Wildlife Tour, Old Faithful only: \$28.50	1–4 PM	1–4 PM	1–4 PM	1–4 PM	1–4 PM	1–4 PM	1–4 PM
Norris Geyser Basin Tour, from Mammoth: \$51 <i>strenuous, if you choose to walk around the geyser basin</i>		12:30–5:30 PM				12:30–5:30 PM	
Steam, Stars, and Winter Soundscapes, from Old Faithful: \$30	6:45–9 PM	6:45–9 PM	6:45–9 PM	6:45–9 PM	6:45–9 PM	6:45–9 PM	6:45–9 PM
Steam, Stars, and Winter Soundscapes, from Mammoth: \$30				6:45–9 PM			6:45–9 PM
<b>INTERPRETIVE BUS TOURS</b>							
Lamar Valley Wildlife Tour, Mammoth Hotel only: \$26 Guided tour to Lamar Valley via bus or van					1–4 PM		1–4 PM
Lamar Valley Daybreak Tour, Mammoth Hotel only: \$28 Ranger-led tour to Lamar Valley via van or bus, with continental breakfast			7–10:30 AM				
Lamar Valley Daybreak Tour, Mammoth Hotel only: \$27 Guided tour to Lamar Valley via van or bus, with continental breakfast					7–10:30 AM		7–10:30 AM
<b>EXPRESS TRIPS</b>							
Old Faithful Express to West Yellowstone: \$51 one way You may want to order a box breakfast the evening prior	6:45–8:30 AM	6:45–8:30 AM	6:45–8:30 AM	6:45–8:30 AM	6:45–8:30 AM	6:45–8:30 AM	6:45–8:30 AM
Old Faithful Express from West Yellowstone: \$80 round trip Allows 6 hours at Old Faithful, includes optional walking tour of the Upper Geyser Basin; ski drops possible, see below	7:30 AM–5:30 PM	7:30 AM–5:30 PM			7:30 AM–5:30 PM	7:30 AM–5:30 PM	7:30 AM–5:30 PM
<b>SKI AND SNOWSHOE TOURS</b>							
Grand Canyon Ski Tour, from Old Faithful: \$117			8 AM–6 PM			8 AM–6 PM	
Grand Canyon Ski Tour, from Mammoth: \$117							8 AM–6 PM
Afternoon Ski-Daddles, Old Faithful to Fairy Falls: \$41							Noon–5 PM
Afternoon Ski-Daddles, Old Faithful to DeLacy Creek: \$41				Noon–5 PM			
Cooke City See and Ski, from Mammoth: \$67.50						8:30 AM–5 PM	
Guided Snowshoe Tour, Old Faithful: \$27 tour with snowshoe rental; \$22 without snowshoe rental	8:30–11:30 AM				8:30–11:30 AM		
<b>EVENING PROGRAMS</b>							
Illustrated program about early visitor experiences in Yellowstone Mammoth Map Room	8:30 PM	8:30 PM	8:30 PM	8:30 PM			
Live piano music in the Mammoth Map Room	5 PM	5 PM	5 PM	5 PM	5 PM		

### SKI/SNOWSHOE DROPS

Have a snowcoach drop you off for a day in Yellowstone's backcountry.

#### Mammoth Hot Springs Hotel to Indian Creek: \$14, round trip

Daily.

Departs Mammoth Hot Springs Hotel 8:30 AM, 10:15 AM, 12:15 PM, 2 PM, 3:45 PM

Departs Indian Creek 9:15 AM, 11 AM, 1 PM, 2:45 PM, 4:30 PM

No pickup for 3:45 PM drop.

#### Old Faithful Snow Lodge to either Divide or Fairy Falls: \$13, one way

Daily.

Departs Snow Lodge 8 AM, 9 AM, 10 AM, 11 AM

No pickups, you must return by ski or snowshoe.

#### From West Yellowstone:

#### \$15 to Seven-Mile Bridge or \$30 to Madison Junction, one way

See schedule above, under "Express Trips: Old Faithful From West Yellowstone"

No pickups, you must return by ski or snowshoe.

## Winter Getaway Packages

Yellowstone National Park Lodges is again offering Winter Getaway value packages, which make it easier to enjoy the park under its frosty cover. Mammoth packages include a 1-hour hot tub rental and unlimited ice-skating. Old Faithful packages include unlimited ice-skating, round-trip snowcoach transportation per person. Plus, each package includes a minimum 2 nights lodging, 2 breakfasts each day, a welcome gift, and a Snow Card (good for 10% off of meals, select gifts, in-park transportation, tours, ski shop services and snowmobile rentals. The Snow Card is valid all winter, so keep it for your next visit!) Rates listed here are valid January 1–March 10, 2007, and do not include tax.

Visit our website at [www.TravelYellowstone.com](http://www.TravelYellowstone.com) for details. To reserve, stop by one of the hotel front desks or call us at 307-344-7311 or toll-free at 866-Geyserland (866-439-7375).

### Frosty Fun Package

Mammoth:  
\$99 Per Person Double Occupancy  
\$166 Single Occupancy

Old Faithful:  
\$245 Per Person Double Occupancy  
\$375 Single Occupancy

### Nordic Heaven

Includes components of Frosty Fun plus ski/equipment rental and unlimited ski drops per person.

Mammoth:  
\$139 Per Person Double Occupancy  
\$206 Single Occupancy

Old Faithful:  
\$285 Per Person Double Occupancy  
\$415 Single Occupancy

### Snowmo-Deal

Includes components of Frosty Fun plus 1-day snowmobile rental (1 machine) and clothing package.

Mammoth:  
\$199 Per Person Double Occupancy  
\$366 Single Occupancy

Old Faithful:  
\$345 Per Person Double Occupancy  
\$575 Single Occupancy

Extra snowmobile and clothing package: \$200 additional

### NEW! Trail of the Wolf

Offered Sunday, Wednesday, and Friday. Minimum 3-night package (2 nights at Old Faithful Snow Lodge, 1 night at Mammoth Hot Springs Hotel) includes components of Frosty Fun, Guided Snowmobile Tour, and Lamar Valley Daybreak Tour.

\$469 Double Occupancy  
\$798 Single Occupancy



# Ranger-led Winter Programs

Winter 2006–2007

## Mammoth Hot Springs

Albright Visitor Center • 9 AM–5 PM • Daily, year-round

	Sunday	Monday	Tuesday	Weds.	Thurs.	Friday	Sat.
<p><b>Lamar Valley Daybreak Wildlife Tour</b> Starts December 26, ends February 27 Join a park ranger on this narrated bus tour of Yellowstone's northern range, which is important winter habitat for many species. Dress warmly. A limited number of binoculars and spotting scopes are provided. Meet at the Mammoth Hotel Lobby. <b>Reservations required in advance through Xanterra Parks and Resorts.</b> Call 307-344-7311 or stop by the Mammoth Hotel (\$28, children less). 3–3½ hours</p>			7 AM 12/26–2/27				
<p><b>Mammoth Hot Springs Geology Talk</b> Starts December 25, ends February 28 The hot springs features of Yellowstone are even more dramatic during the winter. Learn about how these amazing travertine formations are created and see some up close. Meet at the Liberty Cap formation at the Mammoth Hot Springs Terraces. <b>Free program.</b> ½ hour &amp;</p>		11 AM 12/25–2/26		11 AM 12/27–2/28			
<p><b>Snowshoe Yellowstone!</b> Starts December 31, ends February 25 Experience Yellowstone National Park's winter beauty on a guided snowshoe walk with a park ranger and learn about life in this season as you silently and slowly traverse the snow. <b>Snowshoes can be rented at the Bear Den Ski Shop next to the Mammoth Hotel, or bring your own.</b> Come prepared with warm, layered clothes, sunglasses and water. Meet at the Upper Terrace Drive entrance parking area. Moderately strenuous. Beginners welcome! 1½ hours to 2 hours</p>	2 PM 12/31–2/25						
<p><b>Return of the Wolf</b> Starts December 25, ends March 2 The northern range of Yellowstone has been a premier place to watch wolves since their reintroduction to this ecosystem in 1995 and 1996. Learn more about how to spot and watch wolves. A 20-minute talk will be followed by the hour-long National Geographic film <i>Wolves: A Legend Returns to Yellowstone</i>. Meet at the Albright Visitor Center. <b>Free Program.</b> 1½ hours &amp;</p>		3 PM 12/25–2/26				3 PM 12/29–3/2	
<p><b>Calling in the Cavalry</b> Starts December 26, ends March 1 In its early days, Yellowstone National Park was protected by the U. S. Cavalry. Join a ranger to learn about the Army's role in protecting Yellowstone and the National Park Idea. A 20-minute talk will be followed by the 20-minute film <i>The Challenge of Yellowstone</i>. Meet at the Albright Visitor Center. <b>Free Program.</b> 45 minutes &amp;</p>			3 PM 12/26–2/27		3 PM 12/28–3/1		
<p><b>Evening Program</b> Starts December 22, ends March 3 Join a park ranger for an illustrated program that highlights a fascinating aspect of Yellowstone's natural, cultural, or scenic wonders. Program descriptions will be posted in the Mammoth Hotel and Albright Visitor Center. Meet in the Mammoth Hotel Map Room. <b>Free program.</b> 1 hour &amp;</p>					8:30 PM 12/28–3/1	8:30 PM 12/22–3/2	8:30 PM 12/23–3/3

## Old Faithful

Old Faithful Visitor Center • 9 AM–5 PM • Daily, Dec. 20–March 11

	Sunday	Monday	Tuesday	Weds.	Thurs.	Friday	Sat.
<p><b>Geysers Galore!</b> Starts December 25, ends March 11 As you wait to watch Old Faithful erupt, discover why Yellowstone has so many geysers. Look into Yellowstone's restless geologic past (and present!) for a story that includes volcanoes and earthquakes. Meet at the benches in front of Old Faithful. Talk starts 20 minutes prior to a predicted mid-day eruption of Old Faithful. Times are posted daily at the temporary Old Faithful Visitor Center. <b>Free program.</b> 20 minutes &amp;</p>	Inquire at temporary Old Faithful Visitor Center 12/31–3/11	Inquire at temporary Old Faithful Visitor Center 12/25–3/5	Inquire at temporary Old Faithful Visitor Center 12/26–3/6	Inquire at temporary Old Faithful Visitor Center 12/27–3/7	Inquire at temporary Old Faithful Visitor Center 12/28–3/8	Inquire at temporary Old Faithful Visitor Center 12/29–3/9	Inquire at temporary Old Faithful Visitor Center 12/30–3/10
<p><b>Evening Program</b> Starts December 28, ends March 10 Join a park ranger for an illustrated program highlighting a fascinating aspect of Yellowstone's natural, cultural, or scenic wonders. Weekly program descriptions will be posted in the temporary Old Faithful Visitor Center and the Old Faithful Snow Lodge. <b>Free program.</b> 45 minutes &amp;</p>	7:30 PM 12/31–3/4				7:30 PM 12/28–3/8	7:30 PM 12/29–3/9	7:30 PM 12/30–3/10

## West Yellowstone Visitor Information Center

8 AM–5 PM • Daily, Dec. 20–March 11

Located at the corner of Yellowstone Avenue and Canyon Street.

	Sunday	Monday	Tuesday	Weds.	Thurs.	Friday	Sat.
<p><b>Snowshoe Walk</b> Starts December 30, ends March 11 Discover Yellowstone's fascinating winter ecology while wearing snowshoes. Join a ranger for a 2-mile walk into Yellowstone National Park along the Riverside Trail. Meet at the West Yellowstone Visitor Information Center. <b>Bring snowshoes—no experience necessary.</b> Also bring water and a snack. For information, please call 406-646-4403. <b>Free program.</b> 3 hours</p>	1:30 PM 12/31–3/11						1:30 PM 12/30–3/10
<p><b>Afternoon Talks at the Grizzly &amp; Wolf Discovery Center</b> Starts December 30, ends March 10 Join a ranger for a program highlighting a fascinating aspect of Yellowstone's natural, cultural, or scenic wonders. Weekly program descriptions will be posted in the West Yellowstone Visitor Information Center and at the Grizzly &amp; Wolf Discovery Center at 201 South Canyon Street. Meet at the Grizzly &amp; Wolf Discovery Center. <b>Free program.</b> 45 minutes &amp;</p>							1:30 PM 3 PM 12/30–3/10
<p><b>Evening Program</b> Starts December 30, ends March 10 Join a park ranger for an illustrated program highlighting a fascinating aspect of Yellowstone's natural, cultural, or scenic wonders. Weekly program descriptions will be posted in the West Yellowstone Visitor Information Center, which is also the meeting place. <b>Free program.</b> 45 minutes &amp;</p>	7 PM 12/31–3/4						7 PM 12/30–3/10

& = Accessible

To arrange for sign language interpretation at ranger-led programs, call 307-344-2251 three weeks in advance.

## You Can Help Preserve and Protect Yellowstone

In our increasingly crowded and developed world, Yellowstone National Park provides a source of refuge and renewal for those who enter its quiet places. The park's magnificent wilderness areas offer a glimpse of what our continent was like when humans first gazed in wonder upon its steaming geysers, thundering waterfalls, and abundant wildlife. However, Yellowstone exists today only because generations who came before us understood its value and made its preservation a priority.

Because so many visitors who love Yellowstone want to help ensure that it stands wild and unimpaired for our future, two separate organizations have been established. The Yellowstone Park Foundation and the Yellowstone Association work in partnership with the National Park Service and each other to provide a means for visitors to contribute to Yellowstone's preservation. Please help us protect and preserve this national treasure. Your contribution to either organization will designate you as a true friend of Yellowstone; contributors of \$1,000 or more will have their names displayed on the park's Honor Wall at Old Faithful, receiving special recognition as stewards and benefactors of Yellowstone National Park. Yellowstone will exist tomorrow as one of America's most treasured places only if our generation understands its value and makes its preservation our priority.



## Yellowstone Park Foundation

### You Can Help Protect the Wonders & Wildlife of Yellowstone National Park

The Yellowstone Park Foundation works in cooperation with the National Park Service to fund projects and programs that protect, preserve, and enhance the natural and cultural resources and the visitor experience of Yellowstone National Park.

With the help of generous Friends of Yellowstone, the Yellowstone Park Foundation has successfully funded more than 135 projects that directly enhance your family's visit to the Park.

- Funded projects include:
- wildlife conservation
  - trail reconstruction
  - historic preservation
  - new educational exhibits

Yellowstone continues to need *your* help! Please join us in protecting the wonders and wildlife of Yellowstone. With a donation of \$25 or more, you will become a Friend of Yellowstone and you'll receive our newsletters, annual report, a static window decal and other great benefits. Learn more at [www.ypf.org](http://www.ypf.org).

To become a Friend of Yellowstone, please complete and mail the coupon below. You can also donate online or learn more about the Yellowstone Park Foundation at [www.ypf.org](http://www.ypf.org)

**YES! I Want to be a Friend of Yellowstone National Park.**

Enclosed is my tax-deductible donation of:

- \$25    \$50    \$100    \$250    \$500    Other \_\_\_\_\_

NAME \_\_\_\_\_

ADDRESS \_\_\_\_\_

TELEPHONE \_\_\_\_\_

E-MAIL \_\_\_\_\_

- Enclosed is my check. *Please make check payable to the Yellowstone Park Foundation.*  
 Please charge my credit card (*choose one*):  
 MasterCard    Visa    Discover    AmEx    Diners Club

CREDIT CARD NUMBER \_\_\_\_\_

EXP. DATE \_\_\_\_\_

- I want to help, but do not want to receive a thank-you gift.

Mail donations to: **The Yellowstone Park Foundation**  
222 East Main St., Suite 301, Bozeman, MT 59715 • 406.586.6303

SAVE 15% at our Park Stores  
and get a FREE GIFT when you

JOIN  
"THE HERD"



OR, IN THIS CASE,  
"AN OBSTINACY"  
(See, you learned something new already)

Discover Yellowstone ~ Become a Member

*Photo: Carol Polich*



**YELLOWSTONE ASSOCIATION**  
*Preserving Yellowstone Through Education*

[www.YellowstoneAssociation.org](http://www.YellowstoneAssociation.org)



# Learn & Explore

Winter 2006–2007

9



## With the National Park Service

### Windows Into Wonderland Electronic Field Trips to Yellowstone

Attention middle school students! Climb aboard our electronic bus and look through its *Windows Into Wonderland!* Your passport to adventure is [www.WindowsIntoWonderland.org](http://www.WindowsIntoWonderland.org).

*Windows Into Wonderland* is featuring “Getting in Hot Water.” By the time the Firehole River has finished its run through three of Yellowstone’s major geyser basins, nearly a quarter of its water comes from geysers and hot springs. In this electronic adventure, students will learn how the river’s water chemistry and living creatures are affected by thermal infusions. Viewers will also be challenged to ponder what constitutes a damaged ecosystem and consider how this naturally warmed river may reflect or predict changes in streams exposed to human-caused thermal pollution. “Getting in Hot Water” is funded by the National Science Foundation through a generous grant to the Yellowstone Park Foundation.

Journey through sixteen additional electronic field trips and explore Yellowstone’s history, geology, wildlife, fire ecology, and more. These awarding winning programs are free of charge and always available.

## Become a Junior Ranger

Children, invite your family to join you on an unforgettable adventure—Yellowstone National Park’s official Winter Junior Ranger Program. Hike, ski, or snowshoe a trail, attend a ranger-led program, and complete fun activities just for children 5–12 years old.

Simply purchase your copy of *Yellowstone’s Nature*, the 8–page Junior Ranger activity paper, for \$3 at the Albright Visitor Center in Mammoth, the Old Faithful Visitor Center, or the West Yellowstone Visitor Information Center.

Once you have completed the program requirements, stop back into one of these locations so a ranger can review your work and award you a patch like the one shown here.

Participate in this winter program and join more than 17,000 children who became Junior Rangers last year.



## Expedition: Yellowstone!

Find out about our curriculum-based residential program by visiting [www.nps.gov/yell/ey](http://www.nps.gov/yell/ey).



## With the Yellowstone Association Institute

### What is the Yellowstone Association Institute?

The Institute is a nonprofit field school operated in partnership with the National Park Service to provide in-depth learning experiences for Yellowstone visitors. Our goal is to help you understand and enjoy this remarkable place.

### What Makes the Institute Special?

- ◆ We are Yellowstone’s official educational partner, with more than three decades of experience offering programs inside the park.
- ◆ Our instructors and naturalist guides are Yellowstone experts, with advanced training and extensive teaching experience.
- ◆ We travel in small groups to provide a high quality educational experience with minimum environmental impact.

### Which of our programs is right for you?

**Lodging & Learning** programs mix just the right amount of education and recreation on your vacation. You’ll be based at historic park hotels and taught by naturalist guides who are intimately familiar with Yellowstone.

**Personal Ed-Ventures** immerse families or other small groups in Yellowstone through one-day natural history tours in the northern portion of the park. An Institute naturalist guide will meet you at a predetermined location for your private introduction to park wildlife and ecology.

**Field Seminars** are educational experiences that go deep! Taught by researchers, field biologists, and other experts, field seminars focus on specific subjects such as predator/prey relationships, vegetation of the park, illustrating the wild, and observing wildlife.

**Group Programs** provide educational experiences for your private group. You can choose from a selection of one to multi-day programs throughout the Yellowstone area that are taught by Institute instructors.

Obtain your free course catalog by calling 307-344-2294 or by visiting us at [www.YellowstoneAssociation.org](http://www.YellowstoneAssociation.org)

## Your Fee Dollars at Work

*Your entrance fee helped pay for the renovation of the Canyon Visitor Education Center as part of the Federal Lands Recreation Enhancement Act (FLREA). This act authorizes participating parks to keep 80% of the fees to fund maintenance, repair projects, public service programs, and natural and historical resource preservation. The remaining 20% of the fees generally goes to parks that don’t collect fees but have similar needs and to fund other National Park Service projects.*

### Why have fees?

Managing public lands requires a major financial investment, which comes mostly from general tax revenues. Recreational use fees ensure that actual users pay an increased share of the costs, and these fees are applied to projects at the area where they were collected.

### About the Fee Program

- ◆ Allows a significant portion of the fees collected at a public area to be spent directly on behalf of that area.
- ◆ Encourages each agency to develop fair and equitable fee collection programs, whether the public areas are large or small, urban or wilderness, natural or historical.
- ◆ Promotes the collection of fees where such fees can cover the cost of a new activity. In some cases, visitors will have to pay for activities that previously were free.

## The “Secret Season”

*Visit Yellowstone in early spring, when you can see things not seen in other seasons and do things you can’t do any other time.*

### Services Available in Spring

**Camping:** Mammoth Campground, open all year

**Clinic:** Mammoth Clinic, open weekdays 8:30 AM–1 PM and 2–5 PM; closed Friday afternoons

**Lodging:** Opening dates—Old Faithful Snow Lodge, May 4; Mammoth Hotel, May 4; Old Faithful Inn, May 11; Lake Hotel, May 18. Most other facilities follow within a few weeks. Confirm schedules at [www.nps.gov/yell](http://www.nps.gov/yell).

**Store/Food:** Yellowstone General Store at Mammoth Hot Springs, generally open year-round, might be closed on Sundays and some holidays.

**Visitor Centers:** Albright Visitor Center (Mammoth) open daily, 9 AM–5 PM. Other visitor centers begin opening as roads open, with Old Faithful the next to open, on April 20.

### Spring Road Openings—Weather Permitting

April 20	Mammoth to Old Faithful; Madison Junction to West Entrance; Norris Junction to Canyon
May 4	Canyon to Lake, Lake to East Entrance
May 11	Lake to South Entrance, West Thumb to Old Faithful, Tower Junction to Tower Fall
May 25	Tower Fall to Canyon (Dunraven Pass); Beartooth Highway

# Services in the Park

10

Winter 2006–2007

## “They said they’d seen it all

in Yellowstone. We politely suggested one of our Lodging & Learning packages. Four days later, that same family couldn’t stop talking about all the new things they’d discovered about the park, and themselves. We just smiled.”



Yellowstone.  
Don't just see it,  
experience it.

For individual reservations and information call 866-GEYSERLAND (439-7375) or 307-344-7311.

For Lodging & Learning Package reservations and information call 307-344-5566.

WWW.TRAVELYELLOWSTONE.COM

**YELLOWSTONE**  
NATIONAL PARK LODGES

Operated by Xanterra Parks & Resorts®

BEAUTIFUL PLACES ON EARTH®  
WWW.XANTERRA.COM

Xanterra Parks & Resorts is an authorized concessioner of the National Park Service.

### WINTER LODGING & LEARNING PACKAGES

Naturalist-guided daily adventures.  
Lodging and meals included.

#### NEW Family Winter Holiday (4 nights) Available

December 26, January 19  
& February 16  
\$1,960\* (2 adults, 2 children)

#### NEW Winter Rendezvous at Mammoth (4 nights) Available

March 6-10 & 10-14  
\$699\* per person

#### Winter Wolf Discovery (4 nights) Available

December 31-February 25  
\$515\* per person

#### Winter Wildlife Expedition (4 nights) Available

January 3-February 28  
\$515\* per person

#### Yellowstone on Skis (5 nights) Available

January 1-February 26  
\$975\* per person

#### Winter in Wonderland (5 nights) Available

December 24-February 18  
\$965\* per person

#### Northern Yellowstone Adventure (4 nights) Available

December 27-February 24  
\$565\* per person

\*Rates are double occupancy and do not include tax.

## XANTERRA'S LONG TERM COMMITMENT TO SUSTAINABILITY

As an environmental leader in the hospitality industry, we serve as a role model for others. We take this role seriously. The days of recycling being “the single measure” of environmental responsibility are long gone. Today Xanterra, through our environmental management system called *Ecologix*, is incorporating sustainable practices in all aspects of our operations, from food to fuel, and from emissions reduction to renewable energy.

### Our Sustainability Report is our environmental report card!

Our Sustainability Report details the environmental impacts related to our operations throughout the U.S. To do this we use our *Ecometrix*, data that specifically measure our energy and resource consumption, emissions, waste management, recycling, pollution prevention and overall sustainability efforts. To validate our findings, we enlisted a third-party environmental auditing firm. Their assessment confirms the accuracy.

### Our Environmental Vision Goals chart our course!

Because we have accurate metrics in place, we have established our *2015 Environmental Vision Goals*. These include:

- 1) decrease fossil fuel usage by 30% based on year 2000 usage
- 2) increase usage of renewable energy to provide 7% of total electricity consumed
- 3) decrease greenhouse gas emissions by 30% based on year 2000
- 4) divert from landfill 50% of all solid waste generated
- 5) increase purchase of sustainable food items to 50% of all company-wide food expenditures
- 6) achieve companywide average fuel economy standard of 35 mpg for all passenger vehicles (under 10 persons) purchased annually
- 7) generate zero hazardous waste
- 8) decrease water usage by 25% based on year 2003

For more information on Xanterra's commitment to sustainability and social performance, we invite you to review our *Sustainability Report*, located in guest rooms and lodging front desks. The information is also available at [www.Xanterra.com](http://www.Xanterra.com).



## Accessibility in Yellowstone National Park

Yellowstone National Park is improving accessibility for all visitors. Most vault toilets in the picnic areas and campgrounds are accessible. Some self-guiding boardwalk trails, picnic tables, campground sites, fishing areas, and backcountry campsites are also accessible.

For more details, ask for the *Visitor's Guide to Wheelchair Accessible Features in Yellowstone National Park*, available free at all entrance stations, visitor centers, and on the park's website.



Sign language interpreters can be arranged for Yellowstone National Park interpretive programs. Please call three weeks in advance: 307-344-2251

### For more information:


Park Accessibility Coordinator  
P.O. Box 168

Yellowstone National Park, WY  
82190

307-344-2017

TDD only (Telecommunications  
Device for the Deaf): 307-344-2386

[www.nps.gov/yell](http://www.nps.gov/yell)



Yellowstone Park Service Stations, Inc. has been serving Yellowstone visitors since 1947. Since 1972, we have also served winter travelers, offering quality petroleum products at four winter locations.

Snowmobile fuel is available via 24-hour credit card fueling at Old Faithful, Fishing Bridge, and Canyon  
December 20–March 11

and 8 AM–5 PM at Mammoth Hot Springs, December 20–March 4

Conoco, Master Card, Visa, Discover, and American Express credit cards are accepted.

## YPSS Celebrates Yellowstone Explorers of Yesteryear and Today

*One of the most interesting visitors to the Yellowstone area in 1865 was Father Francis Xavier Kuppens, a Belgian priest of the Jesuit Order, who offered this recollection 32 years later:*

About the years 1865-66 I was stationed at the old Mission of St. Peter's on the Missouri River near the mouth of Sun River. A great part of that winter and spring I spent with the Pigeon [Piegan] Indians roaming from place to place south . . . It was while leading this nomad life that I first heard of the Yellowstone. Many an evening in the tent of Baptiste Champagne or Chief Big Lake the conversation, what little there was of it, turned on the beauties of that wonderful spot. I do not know that the narrator always adhered strictly to facts, but making allowance for fervid imagination there was

sufficient in the tale to excite my curiosity and awaken in me a strong desire to see for myself this enchanted if not enchanting land. In the spring with a small party of Indians hunting buffalo, I persuaded a few young men to show me the wonderland of which they had talked so much. Thus I got my first sight of the Yellowstone. I shall not attempt to describe it, that has been done by many abler pens than mine; but you may be sure that before leaving I saw the chief attraction—the Grand Cañon, hot and cold geysers, variegated layers of rock, the Fire Hole, etc. I was very much impressed with the wild grandeur of the scenery.

*May your wanderings in and reflections of Yellowstone bring you the simple peace and lasting memories experienced and recorded by Father Kuppens.*

# Services in the Park

Winter 2006–2007

11

## YELLOWSTONE NATIONAL PARK

### Medical Services Guide 2006/2007 Winter Season



#### MEDICAL SERVICES AT YELLOWSTONE

##### Emergencies

Dial "911" or contact any National Park Service ranger within the park boundaries. Specially trained rangers provide rescue, emergency medical care, and ambulance service.

##### Mammoth Clinic Open

Medcor's urgent-care clinic at Mammoth is open year round and open to the public. Staffed by a full-time board-certified physician and experienced RN's, the Mammoth clinic is equipped for most medical emergencies, as well as for routine medical care. Services include injury and illness treatment, x-rays, and some lab and pharmacy services. If in-patient care or other advanced services are required, the clinic staff can stabilize patients and arrange for appropriate transfer to a hospital outside the park.



During the winter season, the clinic at Lake Village is closed and the clinic at Old Faithful is only open periodically.

##### Winter Hours

**Mammoth Clinic**  
Open Year Round  
(307) 344-7965

**Lake Clinic**  
Closed for Winter

**Old Faithful Clinic**  
Open intermittently  
(call Mammoth  
Clinic for information)

8:30 am – 5:00 pm M-Th  
8:30 am – 1:00 pm F

##### Yellowstone Medical Providers

###### National Park Service Rangers

Professionals trained in fire, rescue, emergency medicine, law enforcement, and wilderness operations. [www.nps.gov](http://www.nps.gov)

###### Medcor

Medical staff, systems, software and services on-site and on-line across the country. [www.medcor.com](http://www.medcor.com)

###### Eastern Idaho Regional Medical Center

Air ambulance, emergency medical direction, training, and trauma/specialty care from one of America's top 100 hospitals. [www.eirmc.com](http://www.eirmc.com)

##### Stay Safe & Healthy at Yellowstone

Yellowstone is a large wilderness area with many natural hazards, including wild animals, scalding hydro-thermal features, freezing temperatures, blinding snow, thin ice, deep and running water, and high altitude. Please follow all national park regulations and common-sense precautions to stay safe and healthy while enjoying your visit to Yellowstone.

© 2006 Medcor, Inc. All rights reserved.

## Yellowstone General Stores



Yellowstone General Stores (YGS) is a division of Delaware North Companies Parks and Resorts, a leading hospitality company managing concession operations in Yosemite National Park, Grand Canyon National Park, Sequoia National Park, and numerous other unique locations in North America. Yellowstone General Stores operates 12 general merchandise stores located throughout Yellowstone National Park.

YGS makes every attempt to cater to all of your needs while in Yellowstone National Park. Many YGS stores offer a book section that carries volumes about geothermal features, geology, Old Faithful, and the park itself, as well as themed postcards, posters, and other items that let you take away more than a memory. Personal memories can be preserved at photo centers, which offer film processing, digital card downloads, and photographic supplies for documenting your trip on film.

YGS' apparel departments provide numerous items bearing designs relating to the themes of the park. Guests can find articles to wear now or give later. Collectors will want to explore the wide spectrum of collectibles and novelties in our souvenir sections.

Campers can find everything needed for the evening's cookout to a snack for the road. YGS fountains provide a variety of foods to satisfy any wilderness hunger. Fisherman will find what fly is hot this week, or a great backpack for their next outing.

Visitors can enjoy a nice respite from travels. Settle down in sitting areas and relax with a nice cup of coffee and read about Yellowstone National Park. Visitors will find our staff to be very helpful in assisting with scenic stops or the latest wildlife sightings.

Yellowstone Adventures, previously known as Canyon Nature, is located in Canyon Village. Yellowstone Adventures offers all the latest in outdoor gear and apparel. Find the top brand gear to keep comfortable in Yellowstone's constantly changing weather.

Yellowstone General Stores is grateful for the opportunity to operate within the wonders of Yellowstone National Park, and feels an obligation to safeguard the beauty for future generations. Help us in walking the "GreenPath." Ask how when you visit any of Yellowstone General Stores locations and visit [www.delawarenorthgreenpath.com](http://www.delawarenorthgreenpath.com).



### 2005 Recycling by Yellowstone General Stores

Cardboard	195,600 pounds
Glass	34,100 pounds
Plastic #1 & 2	4,760 pounds
Aluminum Cans	2,970 pounds

## IMPORTANT PHONE NUMBERS

### EMERGENCY: 911

### Lodging, dining, camping, activities:

307-344-7311 or  
TDD 307-344-5395

### Park Information:

307-344-7381

### Park Tip Line

307-344-2132

Call the tip line to report a crime or criminal activity. Leave as much detail as you can—who, what, where, when. Leave your name and number, or you can remain anonymous.

## Yellowstone Credit Card Benefits the Park

The Yellowstone Park Foundation and U.S. Bank have created the Yellowstone Visa® credit card. The card is giving individuals who love Yellowstone the opportunity to help protect and preserve the park.

◆ U.S. Bank will donate a portion of every purchase made with the Yellowstone Visa card to the Yellowstone Park Foundation at *no additional cost* to the cardholder. The money raised from the credit card program will help fund projects that protect the wonders and wildlife of Yellowstone National Park. ◆ The Yellowstone Visa card comes with a low introductory APR, no annual fee, your choice of Travel or Cash-back Rewards, and many other benefits. ◆ To apply for the card over the phone, or to request an application, call 800-853-5576 and ask for extension 8301. ◆ To apply for the Yellowstone Visa online, log onto the Yellowstone Park Foundation's website at [www.ypf.org](http://www.ypf.org).



photo on card by Tom Murphy

# YELLOWSTONE

**SPEED KILLS**  
more than  
**100**  
deer  
moose  
bears  
elk  
bison  
wolves

each year



**SLOW DOWN**  
and save a life

## Spring Plowing Starts in March

Groomed roads will close to over-snow vehicles (snowmobile and snowcoach) for spring plowing at 9 PM as follows:

March 4: Mammoth to Norris  
March 6: Madison to Norris to Canyon  
March 11: All other park roads close to over-snow traffic.

Roads close at 9 PM on the days listed.

Spring road opening dates on page 9.

## Chambers of Commerce

### Montana

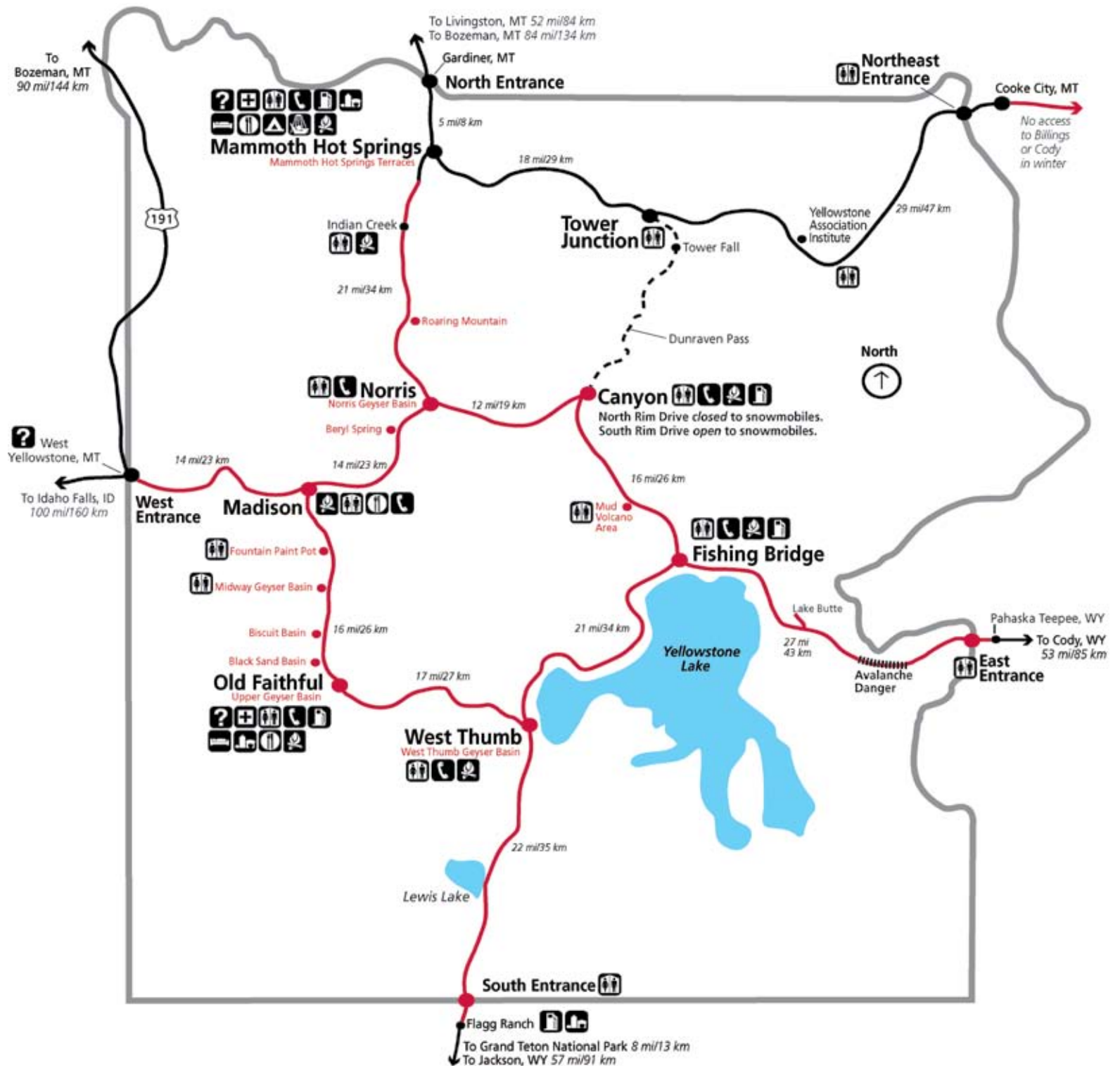
Big Sky 406-995-3000  
Billings 406-245-4111  
Bozeman 406-586-5421  
Cooke City-Silver Gate 406-838-2495  
Gardiner 406-848-7971  
Livingston 406-222-0850  
Red Lodge 406-446-1718  
West Yellowstone 406-646-7701

### Wyoming

Cody 307-587-2297  
Dubois 307-455-2556  
East Yellowstone/Wapiti Valley 307-587-9595  
Jackson 307-733-3316

### Idaho

Idaho Falls 208-523-1010  
Eastern Idaho Info Center 800-634-3246



### Mammoth Clinic

Open weekdays 8:30 AM-5 PM; closed Friday afternoons; call 307-344-7965.

### Old Faithful Clinic

Open periodically during January & February. Call the Mammoth Clinic for current days and times or to schedule an appointment.



### Visitor Centers

Mammoth Hot Springs: Open year-round, except Thanksgiving, Nov. 23  
Old Faithful: Dec. 20-March 11  
West Yellowstone Visitor Information Center: Dec. 20-March 11



### Snowmobile Fuel

Canyon, Fishing Bridge, Old Faithful (24-hour credit card fueling): Dec. 20-March 11  
Mammoth Hot Springs (8 AM-5 PM): Dec. 20-Mar. 4



### Food Service

Dining Rooms:  
Mammoth Hotel, Dec. 22-Mar. 4 (reservations recommended: 307-344-7311 or toll-free 866-439-7375)  
Old Faithful Snow Lodge, Dec. 20-Mar. 11  
Fast Foods: Old Faithful Snow Lodge—Geyser Grill, Dec. 20-Mar. 11  
Snack Bars: Madison warming hut Dec. 20-Mar. 11



### General Store

Mammoth Hot Springs: Generally open daily; may be closed on holidays and some Sundays.



### Restrooms



### Lodging

Mammoth Hot Springs Hotel: Dec. 22-Mar. 4  
Old Faithful Snow Lodge: Dec. 20-Mar. 11 (reservations: 307-344-7311 or toll-free 866-439-7375)



### Campground

Mammoth Hot Springs: Open year-round (primitive camping at Old Faithful; permit required)



### Warming Huts

Dec. 20-Mar. 4: Mammoth, Indian Creek  
Dec. 20-Mar. 11: All others (Canyon, Fishing Bridge, Madison, Old Faithful, West Thumb)



### Telephone



**Over-snow routes**  
no wheeled vehicles; closed 9 PM-7 AM



**Closed to all vehicles**

[www.nps.gov/yell](http://www.nps.gov/yell) • [www.YellowstoneAssociation.org](http://www.YellowstoneAssociation.org) • [www.TravelYellowstone.com](http://www.TravelYellowstone.com)



All service stations in Yellowstone offer environmentally sensitive fuels, specially formulated by ConocoPhillips to reduce hydrocarbon emissions and decrease other pollution-related problems.

This map is courtesy of ConocoPhillips—providing petroleum products since 1917 . . .

**Park Information: 307-344-7381 (TDD: 307-344-2386) • Emergency—Dial 911 • Road updates: 307-344-2117**