

# Yosemite Guide

Where to Go and What to Do in Yosemite National Park



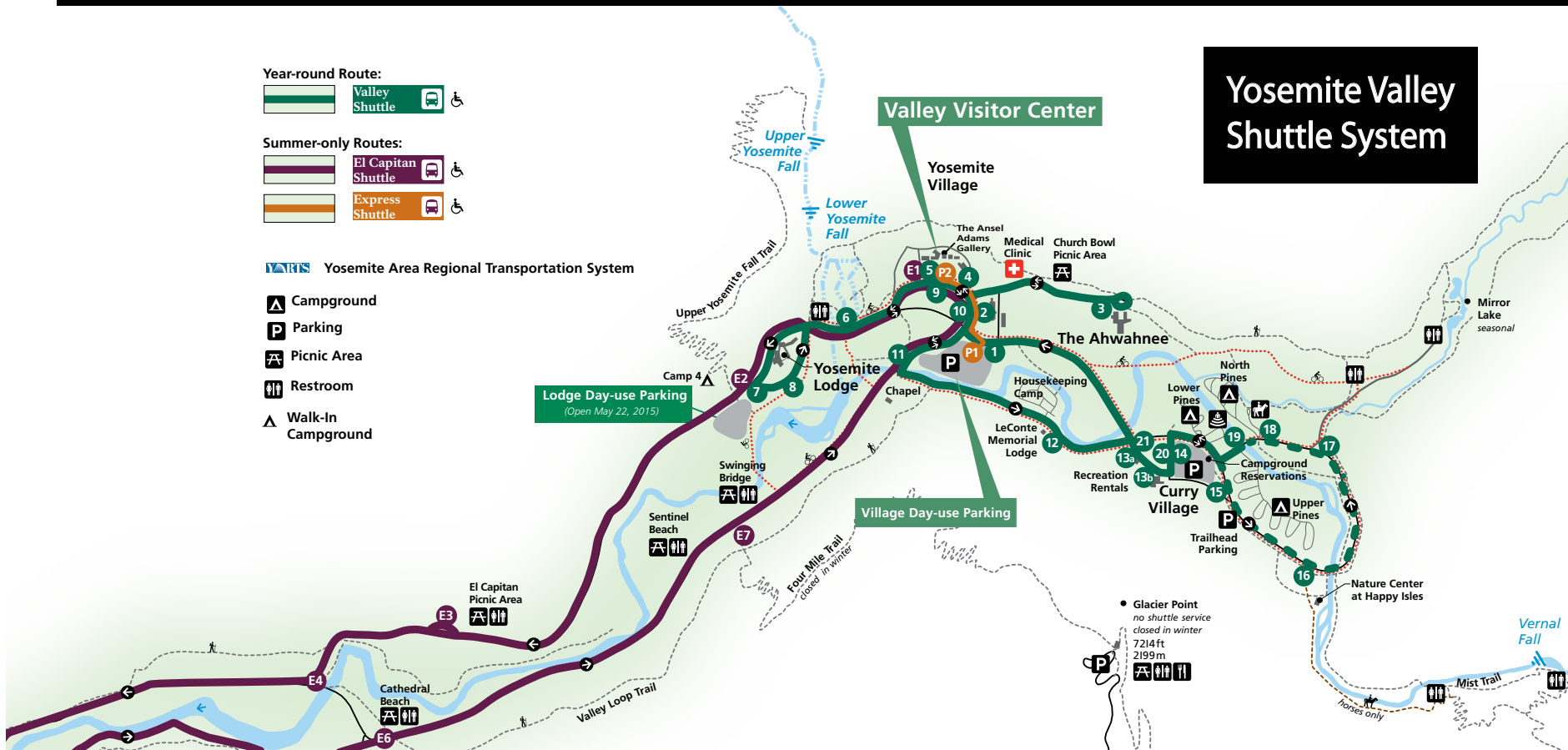
October 7, 2015 - December 8, 2015

Butterfly basket made by Julia Parker. NPS Photo / YOSE 50160



Experience Your America Volume 40, Issue 8

## Yosemite Valley Shuttle System



- Year-round Route:**
- Valley Shuttle
- Summer-only Routes:**
- El Capitan Shuttle
  - Express Shuttle

- Yosemite Area Regional Transportation System (YARS)**
- Campground
  - Parking
  - Picnic Area
  - Restroom
  - Walk-In Campground

The Valley Visitor Shuttle operates from 7 am to 10 pm and serves stops in numerical order. Shuttles run daily every 10 to 20 minutes, depending on time of day. The El Capitan Shuttle operates from 9 am to 6 pm. Shuttles run daily during summer every 30 minutes. Service ends Oct 12.

Stop #	Location	Stop #	Location	Stop #	Location
1	Visitor Parking	8	Yosemite Lodge	16	Happy Isles
2	10 Yosemite Village	11	Sentinel Bridge	17	Mirror Lake Trailhead
3	YARS The Ahwahnee	12	LeConte / Housekeeping Camp	18	Stable
4	Degnan's Deli	13a	21 Recreation Rentals	19	Pines Campgrounds
5	9 E1 YARS Valley Visitor Center	13b	YARS Curry Village	E3	El Capitan Picnic Area
6	Lower Yosemite Fall	14	20 Curry Village Parking	E4 E6	El Capitan Crossover
7	E2 Camp 4	15	Upper Pines Campground	E5	Bridalveil Fall
				E7	Four Mile Trail

US Department of the Interior  
National Park Service  
PO Box 577  
Yosemite, CA 95389

Third Class Mail  
Postage and Fee Paid  
US Department of the Interior  
G 83

# Seasonal Highlights

Keep this Guide with you to get the most out of your trip to Yosemite National Park

## Yosemite's 125th Birthday!

On October 1, 2015, the park commemorated the 125th anniversary of the establishment of Yosemite National Park. President Benjamin Harrison signed the legislation, thereby creating the nation's third National Park. The establishment of Yosemite National Park preserved over 1,500 square miles of land including Tuolumne Meadows, the park's high country, Hetch Hetchy, and lands surrounding Yosemite Valley. Check out the Anniversary Website at [www.nps.gov/yose/anniversary](http://www.nps.gov/yose/anniversary) for information about events happening all year.

## Great Things Are Happening in the Mariposa Grove!

The Restoration of the Mariposa Grove of Giant Sequoias Project is now underway! On July 6, 2015, a temporary closure of the grove for up to 24 months began. The restoration project will restore the habitat and hydrology of the grove and improve visitors' experience and enjoyment. Trails will be improved providing universal access along with improved restrooms.

## Visit the Yosemite Museum

Visit the Yosemite Museum and learn about Yosemite Indians by exploring a museum collection that includes remarkable woven baskets and traditional dress. Tour the outdoor Indian Village or talk with an Indian cultural demonstrator. You can also view historic landscape paintings of Yosemite in the museum gallery. The Yosemite Museum is located in Yosemite Village at shuttle stops #5 and #9.

## Take a Photography Class

Learn how to best capture the landscape of Yosemite by joining a photography expert from The Ansel Adams Gallery. Several classes are offered each week. Some have fees, some are free. Learn more and sign up at the Ansel Adams Gallery in Yosemite Village. Shuttle stops #5 and #9. (See pages 5 and 6 for details.)



## Get outside and enjoy your park!

Summer offers spectacular views of waterfalls, great hiking, and endless other opportunities for recreation.

## Stroll with a Ranger

Learn about the wonders of the park on a ranger-guided stroll. Programs are offered daily throughout the park on a variety of topics including waterfalls, trees, bears, geology, Yosemite Indians and more. (See pages 6, 7, 9 and 11 for details.)

## Yosemite Art Center Workshops

Yosemite Conservancy invites you to participate in one of our enriching and fun plein air art workshops in Yosemite Valley, held Monday through Saturday from 9:45am to 2pm. Workshops meet at the Yosemite Art Center (next to the Village Store). There is a registration fee of \$10 per workshop per person. To sign up in advance, call 209/372-1442. Walk-ins are welcome when space is available. The Art Center is open daily from 9am to 4:30pm (closed at 12pm for lunch) – come by and browse our selection of art supplies, gifts and original artwork! The final week of

workshops for 2015 is October 26–October 31. The Art Center closes for the season on November 5. (See page 6 for details.)

## Go to the Theater

After a day filled with exploring, relax and enjoy an evening at the theater! Yosemite Theater presents a variety of shows, including inspiring films, plays based on some of the park's most colorful characters and celebrations of Yosemite's culture and history. The last show for the season is October 31 — don't miss your chance to "meet" John Muir or see renowned rock-climber Ron Kauk! (See page 6 for show descriptions and schedules.)

## Get Outdoors with Yosemite Conservancy

Are you looking for a memorable way to experience Yosemite, tailored to your interests and ability? Our expert naturalist-guides will enhance your understanding

of the park as you walk among Yosemite's awe-inspiring landscapes. Whether you want to explore the park's winter flora and fauna while taking a gentle snowshoe walk or learn about Yosemite's geology during an exhilarating hike, we'll help you create the perfect outdoor experience in any season. Contact us to plan a Custom Adventure for your family or group. Visit [yosemiteconservancy.org/adventures](http://yosemiteconservancy.org/adventures) or 209/379-2317 x10 to find your adventure today.

## Adventure Out with the Yosemite Mountaineering School

Yosemite Mountaineering School provides outdoor adventures for people of all experience levels. We are here to help you learn how to enjoy the woods safely and responsibly. Give us a call to join one of our group classes or schedule a custom outing designed specifically for your group. We offer professional guides for hiking, backpacking and rock climbing. Reservations required. Call 209/372-8344 or email [yms@dncinc.com](mailto:yms@dncinc.com).



## Every Kid In A Park

Fourth graders, grab your family and go enjoy your national parks for FREE! The Every Kid In A Park initiative was recently launched to help the next generation of park visitors, supporters and advocates create positive attitudes towards public lands and to give every child the chance to explore America's great outdoors and unique history. Visit [www.everykidinapark.gov](http://www.everykidinapark.gov) for more information.

## FREE Interagency 4th Grade Pass

An annual pass for 4th graders and their families to have free access to any federal land or water for an entire year. Must present a paper voucher to obtain pass. Visit [www.everykidinapark.gov](http://www.everykidinapark.gov) for details.

## Access for People with Disabilities

Accessible parking, lodging, tours, and activities are available throughout the park.

For a complete list of accessible services, recreational opportunities, and exhibits, pick up an updated Yosemite Accessibility Guide which is available at park entrance stations, visitor centers, and online at [www.nps.gov/yose/planyourvisit/accessibility.htm](http://www.nps.gov/yose/planyourvisit/accessibility.htm), or call a park Accessibility Coordinator at 209/379-1035 for more information.



Accessible parking spaces are available just west of the Yosemite Valley Visitor Center. To reach these, enter the Valley on Southside Drive. Turn left on Sentinel Drive. Turn left on Northside Drive, and follow the blue and white signs.



Sign Language interpreting is available upon request. Contact Deaf Services at 209/379-5250 (v/txt). Two weeks advance notice is requested. Assistive Listening Devices are available upon advance request, inquire at a visitor center.



Audio tours are available for the Yosemite Valley Visitor Center. Refer to the Accessibility Guide, or contact an Accessibility Coordinator for more information.

### Emergency Information Emergency Dial 911

Yosemite Village Garage offers 24-hour emergency roadside assistance.

### For up-to-date road, weather, and park information: 209/372-0200

**Medical Clinic** (in Yosemite Valley)  
Monday - Friday, 9am to 5pm, Closed weekends and federal holidays  
For emergency care after 5pm, call 9-1-1.  
For more information call 209/372-4637

### Lost and Found

To inquire about items lost or found at one of Yosemite's restaurants, hotels, lounges, shuttle buses or tour services, call 209/372-4357. For items lost or found in other areas of the park, email [yose-lostandfound@nps.gov](mailto:yose-lostandfound@nps.gov)

## What's Inside:

- 01 Seasonal Highlights
- 05 Programs and Events
- 06 Visitor Services, Yosemite Valley
- 07 Visitor Services Beyond the Valley
- 08 Safety Information
- 09 Valley Day Hikes
- 10 Feature Story
- 11 Park Partners

# Discover Yosemite

Let your curiosity guide you to new places

## Entrance Fees

**Non-commercial car, pickup truck, RV, or van with 15 or fewer passenger seats** Valid for 7 days  
(No per-person fee)

\$30/vehicle April through October  
\$25/vehicle November through March

**Motorcycle** Valid for 7 days  
\$15/motorcycle

**Individual** Valid for 7 days  
\$15, (In a bus, on foot, bicycle, or horse)

**Yosemite Pass**  
\$60, Valid for one year in Yosemite.

**Interagency Annual Pass** \$80  
Valid for one year at all federal recreation sites.

**Interagency Senior Pass** \$10  
(Lifetime) For U.S. citizens or permanent residents 62 and over.

**Interagency Access Pass (Free)**  
(Lifetime) For permanently disabled U.S. citizens or permanent residents.

**Interagency Military Pass (Free) (Annual)** For active duty U.S. military and dependents

**Interagency 4th Grade Pass (Free) (Annual)** For fourth graders and their families. Must present paper voucher.

## Reservations

**Campground Reservations**  
877/444-6777  
www.recreation.gov

**Lodging Reservations**  
801/559-5000  
www.yosemitepark.com

## Regional Info

**Yosemite Area Regional Transportation System (YARTS)**  
www.yarts.com

**Highway 120 West Yosemite Chamber of Commerce**  
800/449-9120 or 209/962-0429

**Tuolumne County Visitors Bureau**  
800/446-1333  
www.tcvb.com Highway 41

**Yosemite Sierra Visitors Bureau**  
559/683-4636  
www.yosemitethisyear.com

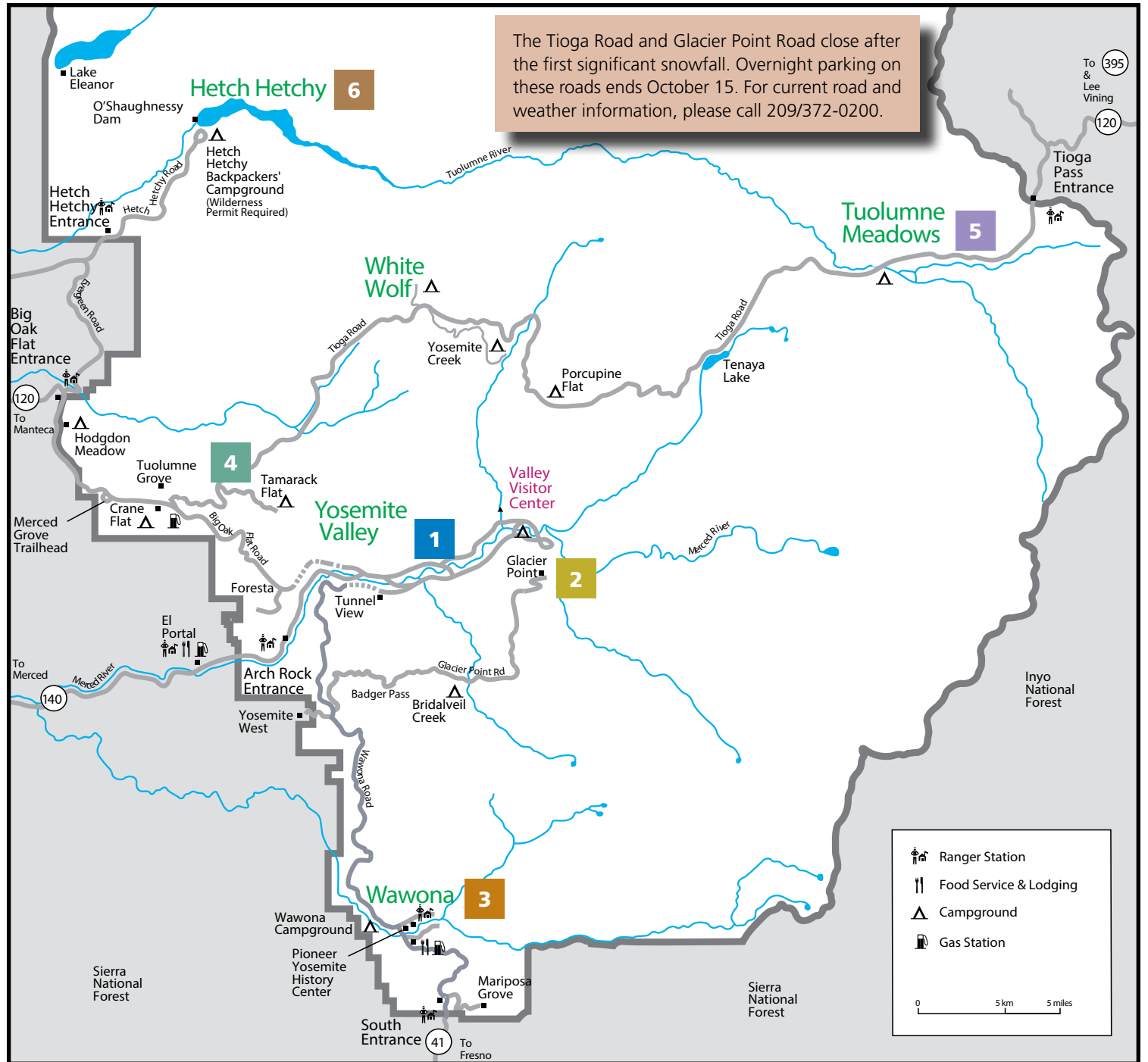
**Highway 132/49 Coulterville Visitor Center**  
209/878-3329

**Highway 140/49 Calif. Welcome Center, Merced**  
800/446-5353 or 209/724-8104  
www.yosemite-gateway.org

**Mariposa County Visitor Center**  
866/425-3366 or 209/966-7081

**Yosemite Mariposa County Tourism Bureau**  
209/742-4567  
www.homeofyosemite.com

**Highway 120 East Lee Vining Chamber of Commerce and Mono Lake Visitor Center, 760/647-6629**  
www.leevining.com



The Tioga Road and Glacier Point Road close after the first significant snowfall. Overnight parking on these roads ends October 15. For current road and weather information, please call 209/372-0200.

## Yosemite Valley

**1** Yosemite Valley, open all year, is world-famous for its impressive waterfalls, cliffs, and unusual rock formations. You can get there via Highway 41/Wawona Road from Fresno, Highway 140/El Portal Road from Merced, Highway 120 west/Big Oak Flat Road from Manteca, and (during summer) via the Tioga Road/Highway 120 east from Lee Vining. Yosemite Valley is home to massive cliff faces like El Capitan and Half Dome, thunderous waterfalls, including the tallest in North America, and attractive meadows. While Yosemite Falls slows to a trickle by August, a half-day hike will bring you to impressive Vernal and Nevada Falls. Walk to Mirror Lake, where you will see reflections of Half Dome. Gaze up at El Capitan, a massive granite monolith that stands 3,593 feet from base to summit. Whether you explore the valley by foot, bike, car, on horseback, raft, or tour, you will behold scenery that will leave you breathless and eager to see what's around the next corner.



Mirror Lake and Mount Watkins. Photo by Christine White Loberg

## Glacier Point

**2** Glacier Point provides a commanding view overlooking Yosemite Valley, Half Dome, and Yosemite's high country. It is located 30 miles (one-hour drive) from both, Yosemite Valley and Wawona, taking the Wawona Road (Highway 41), to Chinquapin, then turning onto Glacier Point Road. At Glacier Point, a short, paved, and wheelchair-accessible trail takes you to an exhilarating view, as you stand 3,214 feet above Yosemite Valley. *The road stays open as weather permits, however, overnight parking along it ends October 15.* When the road is snow-covered and conditions permit, a system of cross-country ski tracks are maintained on it.



View from Glacier Point. Photo by Christine White Loberg

## Wawona and Mariposa Grove

**3** The Mariposa Grove of Giant Sequoias is located 36 miles (1 ¼ hours) south of Yosemite Valley via the Wawona Road (Highway 41), two miles from the park's South Entrance. *Starting July 6, 2015, the Mariposa Grove of Giant Sequoias will close for restoration, see page 7 for details.* The nearby Pioneer Yosemite History Center in Wawona is a collection of historic buildings associated with people and events that shaped the national park idea in Yosemite. Enjoy a horse-drawn stage ride, or hike one of the scenic trails. For more information, visit the Wawona Visitor Center at Hill's Studio, adjacent to the historic Wawona Hotel. This was once a painting studio for the 19th-century artist Thomas Hill.



The Mariposa Grove Museum. Photo by Pam Meierding

## Crane Flat and Tuolumne Grove

**4** Crane Flat is located 16 miles from Yosemite Valley at the junction of the Big Oak Flat and Tioga Roads. A number of hikes through pleasant meadows are available—when snow covers the ground these turn into delightful ski and snowshoe tracks. To see giant sequoias, park at the Tuolumne Grove parking area located on the Tioga Road, and walk one steep mile down to the Tuolumne Grove of Giant Sequoias. Or, park at Merced Grove trailhead and walk two steep miles down to this small grove. These groves north of Yosemite Valley are smaller than the more-famous Mariposa Grove, but are quieter and offlimits to vehicles. Remember that the walk down is easier than the walk back up.



Cathedral Peak. Photo by Christine White Loberg

## Tuolumne Meadows and Tioga Road

**5** The Tioga Road offers a 39-mile scenic drive past forests, meadows, lakes, and granite domes. *The road closes after the first big snowfall, and overnight parking ends on October 15.* The road's elevation ranges from 6,200 to nearly 10,000 feet. Tuolumne Meadows embodies the high-country of the Sierra Nevada. The Wild and Scenic Tuolumne River winds through broad sub-alpine meadows surrounded by granite domes and peaks. It is the jumping off place for countless hikes, whether you venture out for a day or a week. In winter, Tuolumne Meadows is often reached by skiers via the Snow Creek Trail from the Mirror Lake trailhead, a short distance east of Yosemite Valley.



Bridge over the Tuolumne River at Tuolumne Meadows. Photo by John Sun

## Hetch Hetchy

**6** Hetch Hetchy Reservoir, a source of drinking water and hydroelectric power for the City of San Francisco, is home to spectacular scenery and the starting point for many wilderness trails. The area's low elevation makes it a good place to hike in autumn and winter. The Hetch Hetchy Reservoir is located 40 miles (1 hour 15 minutes) from Yosemite Valley via the Big Oak Flat Road (Highway 120W) and the Evergreen Road. The Hetch Hetchy Road is open from 8am to 7pm through October 31, then 8am to 5pm through March 31. Vehicles and/or trailers over 25 feet long, and RVs and other vehicles over 8 feet wide are not permitted on the narrow, winding Hetch Hetchy Road.



Hetch Hetchy. Photo by Clarisa Flores


### DID YOU KNOW?

- Some of Yosemite's most iconic features have original Ahwahneechee names - Yosemite Valley is also known as Ahwahnee, Bridalveil Fall as Pohono and El Capitan as Tutokanula.
- The largest Indian village in Yosemite Valley was located behind the Yosemite Museum. Currently, there is a reconstructed Indian Village there, which is still actively used by local American Indian communities for ceremonies and special gatherings.
- To this day, the descendants of Yosemite's native people still use willow, red bud, tule, bracken fern and other native materials gathered in Yosemite to make traditional baskets for storage, food gathering, or to cook in and serve with.

Want the Guide on your Apple or Android device?

## Get the App!

Search **NPS-Yosemite** in app stores or at [nps.gov/yose/planyourvisit](https://nps.gov/yose/planyourvisit) to download the official park app for up-to-date listings of programs, services, an interactive map, and more!



iPhone/iPad



Android

# Yosemite Valley

Spectacular vistas in the heart of the park



Yosemite Valley in winter. Photo by Sheree Peshlakai

## Experience the Incomparable Yosemite Valley

Yosemite Valley embraces one of the world's most outstanding concentrations of waterfalls, granite walls, meadows, wildflowers, and trees. The Valley also harbors a rich collection of human stories, from American Indian lore to the birth of the National Park movement.

## Yosemite Valley

An unlimited array of possibilities await you in Yosemite Valley. Most involve sightseeing and learning about the scenery. See pages 5 and 6 for more information on park programs and visitor services available.

### Naturalist Programs

Naturalists give walks and talks every day about Yosemite's natural and cultural history. See pages 5 and 6 for scheduled walks, talks, and evening programs.

### Walking and Hiking

Yosemite Valley has a wide range of walking and hiking possibilities. Stop by a visitor center for a trail map and the most current trail conditions, or see page 9 for a list of popular Valley day hikes.

### Sightseeing

Some of the famous landmarks in Yosemite Valley include:

- **Lower Yosemite Fall** is an easy 30-minute loop trail starting from shuttle stop #6. (Upper and Lower Yosemite Falls will be dry until rain and snow return.) This hike features educational exhibits, a picnic area, and is accessible to the mobility impaired.
- **Bridalveil Fall** is a year-round waterfall that can be visited on your way into or out of the Valley. Winds swirling about the cliff blow the wispy water into a delicate free-fall.

- **El Capitan** is a massive granite monolith that stands 3,593 feet from base to summit. From spring to fall, climbers come from all over the globe to scale El Capitan. *Note: Please stay on foot paths to avoid damaging delicate meadows.*

- **Half Dome**, Yosemite's most distinctive monument, dominates most views in Yosemite Valley. Forces of uplift, erosion from rivers and glaciers, and rockfall all shaped this iconic feature into what we see today. Cook's Meadow, Sentinel Bridge and Glacier Point all provide stunning views of Half Dome.

- **Happy Isles** is easily reached by the free shuttle bus at stop #16. Cross the footbridges onto the Isles or wander through outdoor exhibits detailing Yosemite's geologic story. *Shuttle buses may not go to stop #16 when road is snow-covered or icy.*

- **Tunnel View**, along the Wawona Road (Hwy 41), provides a view that showcases Yosemite Valley. Capture breathtaking views of El Capitan, Bridalveil Fall and Half Dome. It is particularly spectacular at sunset or after the clearing of a storm.

### Tours

Tours listed depart from Yosemite Lodge, weather permitting. Check Tour and Activity Desk for times.

**The Valley Floor Tour** is a 26-mile, two-hour, guided tour of Yosemite Valley. It departs several times daily.

**The Glacier Point Tour** is a four-hour, round-trip tour that leaves Yosemite Lodge at 8:30am, 10am and 1:30pm daily, conditions permitting and when the Glacier Point Road is open. One-way tickets are available for those who want to hike down from Glacier Point. *Closed for the season October 26 or when the Glacier Point Road closes.*

**The Grand Tour** includes the Yosemite Valley, Glacier Point, and the Mariposa Grove. The tour departs Yosemite Lodge at 8:45am daily, conditions permitting.

*Due to the Mariposa Grove Restoration Project, The Grand Tour will not be available until the summer of 2017.*

Call 209/372-1240 for reservations or inquire at the Tour and Activity Desk in the Yosemite Lodge, 7:30am to 5pm.

### Winter Sports

Badger Pass Ski Area is tentatively scheduled to open on December 11 and the ice rink at Curry Village is scheduled to open on November 20, weather and conditions permitting. Live information on winter sports is available by calling 209/372-8340, or recorded information is available at 209/372-1000.

### POST OFFICE

Yosemite Village  
**Main Office**  
 Monday - Friday: 8:30am to 5pm  
 Saturday: 10am to noon  
 Yosemite Lodge  
**Post Office**  
 Monday - Friday: 12:30pm to 2:45pm  
 El Portal  
**Post Office**  
 Monday - Friday: 8:30am to 5pm  
*Closed for lunch from 12:30pm to 1:30pm*  
 Wawona Post Office  
 Monday - Friday: 9am to 5pm  
 Saturday: 9am to noon

### BOOKS, GIFTS, & APPAREL

Yosemite Village  
**The Ansel Adams Gallery**  
 9am to 5pm  
**Yosemite Conservancy Bookstore**  
**Inside Yosemite Valley Visitor Center**  
 9am to 5pm  
**Yosemite Museum Store**  
 9am to 5pm, *May close for lunch*  
**Village Store**  
 8am to 8pm  
**Habitat Yosemite**  
 11am to 4pm Thursday - Sunday only  
*Closed for the season Nov 29*  
**Sport Shop**  
 10am to 4pm  
 The Ahwahnee  
**The Ahwahnee Gift Shop**  
 8am to 8pm  
**The Ahwahnee Sweet Shop**  
 7am to 10pm  
 Yosemite Lodge  
**Gift/Grocery**  
 8am to 7pm  
**Nature Shop**  
 11am to 6pm  
 Curry Village  
**Mountain Shop**  
 9am to 5pm  
**Mountaineering School**  
 8:30am to 12pm, 1pm to 4:30pm  
*Closed for the season Nov 15*  
**Curry Village Gift/Grocery**  
 9am to 7pm  
 Wawona Area  
**Wawona Store and Pioneer Gift Shop**  
 8am to 6pm

# Events and Programs

Where to go and what to do

YOSEMITE VALLEY	
Sunday	<p>10:00am <b>JUNIOR RANGER TALK</b> 15 mins. Front of Yosemite Valley Visitor Center, near shuttle stop #5/#9. (NPS) ♿</p> <p>12:30pm <b>Ask A Climber</b> (October 11 Only) 4 hrs. Join a ranger at the El Capitan Bridge for this informal program. Use telescopes to observe climbers on El Capitan and learn about climbing in Yosemite. (NPS) ♿</p> <p>1:30pm <b>Beginner Art Workshop</b> (October 11, 18 and 25 Only) 2.5 hrs. Yosemite Art Center. (YC) \$</p> <p>2:00pm <b>Ranger Walk – Bears</b> 1.5 hrs. Shuttle stop #6. (NPS) ♿</p> <p>4:00pm <b>Naturalist Stroll</b> 1 hr. (October 11, 18 and 25 Only) Check local listings for topic. The Ahwahnee back lawn. (DN) ♿</p> <p>5:30pm <b>CAMPFIRE PROGRAM</b> 1 hr. (October 11 and 18 Only) Join in on campfire fun and s'mores for all ages. Tickets and information available at any tour desk. (DN) \$ ♿</p> <p>5:30pm <b>WEE WILD ONES</b> 1 hr. (October 18 and 25 Only) Join in before or after dinner for stories and activities for kids 6 &amp; under. Check local listings for topic and location. (DN) ♿</p> <p>7:00pm <b>Evening Program</b> 1 hr. Check local listings for topic and venue. (DN) ♿</p> <p>8:30pm <b>THE AHWAHNEE NIGHT PROWL</b> 1 hr. (October 11, 18 and 25 Only) Explore Yosemite at night! Tickets and information available at any tour desk. (DN) \$</p> <p>8:30pm <b>STARRY SKIES OVER YOSEMITE</b> 1 hr. (October 11 and 18 Only) Explore the night sky! Tickets and information available at any tour desk. (DN) \$ ♿</p>
Monday	<p>9:00am <b>Camera Walk</b> 1.5 hrs. Sign up in advance at The Ansel Adams Gallery and meet at the Ahwahnee Hotel. (TAAG) ♿</p> <p>9:45am <b>Art Workshop</b> (October 12, 19 and 26 Only) 4 hrs. Yosemite Art Center. See page 6 for more information. (YC) \$</p> <p>12:30pm <b>Ask A Climber</b> (October 12 Only) 4 hrs. Join a ranger at the El Capitan Bridge for this informal program. Use telescopes to observe climbers on El Capitan and learn about climbing in Yosemite. (NPS) ♿</p> <p>1:00pm <b>Using Your Digital Camera</b> 4 hrs. Sign up and meet at The Ansel Adams Gallery. (TAAG) \$</p> <p>2:00pm <b>Ranger Walk – Yosemite's First People</b> 1.5 hrs. Front of Yosemite Museum, near shuttle stop #5/#9. (NPS) ♿</p> <p>4:00pm <b>Naturalist Stroll</b> 1 hr. (November 2, 9, 16, 23 and December 7 Only) Check local listings for topic. The Ahwahnee back lawn. (DN) ♿</p> <p>7:00pm <b>Evening Program</b> 1 hr. Check local listings for topic. (DN) ♿</p> <p>8:30pm <b>THE AHWAHNEE NIGHT PROWL</b> 1 hr. (October 12, 19 and 26 Only) Explore Yosemite at night! Tickets and information available at any tour desk. (DN) \$</p> <p>8:30pm <b>YOSEMITE LODGE NIGHT PROWL</b> 1 hr. (October 12, 19 and 26 Only) Explore Yosemite at night! Tickets and information available at any tour desk. (DN) \$ ♿</p> <p>8:30pm <b>STARRY SKIES OVER YOSEMITE</b> 1 hr. (October 12 and 19 Only) Explore the night sky! Tickets and information available at any tour desk. (DN) \$ ♿</p>
Tuesday	<p>9:00am <b>Camera Walk</b> 1.5 hrs. Sign up in advance and meet at The Ansel Adams Gallery. (TAAG) ♿</p> <p>9:45am <b>Art Workshop</b> (October 13, 20 and 27 Only) 4 hrs. Yosemite Art Center. See page 6 for more information. (YC) \$</p> <p>11:30am <b>WEE WILD ONES</b> 1 hr. (October 13 Only) Join in before or after lunch for stories and activities for kids 6 &amp; under. Check local listings for topic and location. (DN) ♿</p> <p>12:30pm <b>Ask A Climber</b> (October 13 Only) 4 hrs. Join a ranger at the El Capitan Bridge for this informal program. Use telescopes to observe climbers on El Capitan and learn about climbing in Yosemite. (NPS) ♿</p> <p>1:00pm <b>In the Footsteps of Ansel Adams Photography Class</b> 4 hrs. Sign up and meet at The Ansel Adams Gallery. (TAAG) \$</p> <p>2:00pm <b>Ranger Walk – Geology</b> 1.5 hrs. Front of Yosemite Valley Visitor Center, near shuttle stop #5/#9. (NPS) ♿</p> <p>4:00pm <b>Naturalist Stroll</b> 1 hr. (October 13, 20 and 27 Only) Check local listings for topic and location. The Ahwahnee back lawn. (DN) ♿</p> <p>7:00pm <b>Ranger Program</b> 1 hr. Check local listings for topic &amp; venue. Yosemite Lodge at the Falls, shuttle stop #8. (NPS) ♿</p> <p>8:30pm <b>YOSEMITE LODGE NIGHT PROWL</b> 1 hr. (October 27 Only) Explore Yosemite at night! Tickets and information available at any tour desk. (DN) \$ ♿</p> <p>8:30pm <b>STARRY SKIES OVER YOSEMITE</b> 1 hr. (October 13 and 20 Only) Explore the night sky! Tickets and information available at any tour desk. (DN) \$ ♿</p>
Wednesday	<p>9:45am <b>Art Workshop</b> (October 14, 21 and 28 Only) 4 hrs. Yosemite Art Center. See page 6 for more information. (YC) \$</p> <p>10:00am <b>JUNIOR RANGER TALK</b> 15 mins. Front of Yosemite Valley Visitor Center, near shuttle stop #5/#9. (NPS) ♿</p> <p>12:30pm <b>Ask A Climber</b> (October 7 and 14 Only) 4 hrs. Join a ranger at the El Capitan Bridge for this informal program. Use telescopes to observe climbers on El Capitan and learn about climbing in Yosemite. (NPS) ♿</p> <p>1:00pm <b>Ansel Adams' Legacy and Your Digital Camera Photography Class</b> 4 hrs. Sign up and meet at The Ansel Adams Gallery. (TAAG) \$</p> <p>2:00pm <b>Ranger Walk – Inspiring Generations</b> 1.5 hrs. Front of Yosemite Valley Visitor Center, near shuttle stop #5/#9. (NPS) ♿</p> <p>4:00pm <b>Naturalist Stroll</b> 1 hr. (October 7, 14, 21 and 28 Only) Check local listings for topic. The Ahwahnee back lawn. (DN) ♿</p> <p>7:00pm <b>Yosemite Theater – The Spirit of John Muir</b> (October 14, 21 and 28 Only) 1.5 hrs. Hear John Muir's stories about his adventures in the wild, starring Lee Stetson. Purchase tickets at YC Bookstore in the Valley Visitor Center. (YC) \$</p> <p>7:00pm <b>Ranger Program</b> 1 hr. Check local listings for topic &amp; venue. Yosemite Lodge at the Falls, shuttle stop #8. (NPS) ♿</p> <p>8:30pm <b>STARRY SKIES OVER YOSEMITE</b> 1 hr. (October 7, 14, 21 and 28 Only) Explore the night sky! Tickets and information available at any tour desk. (DN) \$ ♿</p>
Thursday	<p>9:00am <b>Camera Walk</b> 1.5 hrs. Sign up in advance and meet at The Ansel Adams Gallery. (TAAG) ♿</p> <p>9:45am <b>Art Workshop</b> (October 15, 22 and 29 Only) 4 hrs. Yosemite Art Center. See page 6 for more information. (YC) \$</p> <p>11:30am <b>WEE WILD ONES</b> 1 hr. (October 15 Only) Join in before or after lunch for stories and activities for kids 6 &amp; under. Check local listings for topic. (DN) ♿</p> <p>12:30pm <b>Ask A Climber</b> (October 8 and 15 Only) 4 hrs. Join a ranger at the El Capitan Bridge for this informal program. Use telescopes to observe climbers on El Capitan and learn about climbing in Yosemite. (NPS) ♿</p> <p>1:00pm <b>Using Your Digital Camera</b> 4 hrs. Sign up and meet at The Ansel Adams Gallery. (TAAG) \$</p> <p>2:00pm <b>Ranger Walk – Trees</b> 1.5 hrs. The Ahwahnee, shuttle stop #3. (NPS) ♿</p> <p>5:00pm <b>"From Our Point of View" Reception</b> (November 5 Only) 2 hrs. Yosemite Art Center. Join us for the closing reception of the annual Yosemite employee art show. See page 6 for more information. (YC)</p> <p>7:00pm <b>Yosemite Theater – Ask John Muir</b> (October 15, 22 and 29 Only) 1.5 hrs. Meet a legendary Yosemite figure in an interactive performance by Lee Stetson. Purchase tickets at YC Bookstore in the Valley Visitor Center. (YC) \$</p> <p>7:00pm <b>Ranger Program</b> 1 hr. Check local listings for topic &amp; venue. Yosemite Lodge at the Falls, shuttle stop #8. (NPS) ♿</p> <p>7:00pm <b>FIRESIDE STORYTELLING FOR ALL AGES</b> 1 hr. (October 8, 15, 22 and November 5 Only) The Ahwahnee Great Lounge. (DN) ♿</p> <p>7:30pm <b>Halloween Cemetery Tour</b> (October 29 Only) 1.5 hr. Walking tour of the Yosemite Cemetery. Meet in front of the Yosemite Valley Visitor Center with a flashlight. (DN)</p>
Friday	<p>9:45am <b>Art Workshop</b> (October 16, 23 and 30 Only) 4 hrs. Yosemite Art Center. See page 6 for more information. (YC) \$</p> <p>10:00am <b>Naturalist Stroll</b> 1 hr. (October 9, 16 and 30 Only) Check local listings for topic. The Ahwahnee back lawn. (DN) ♿</p> <p>12:30pm <b>Ask A Climber</b> (October 9 Only) 4 hrs. Join a ranger at the El Capitan Bridge for this informal program. Use telescopes to observe climbers on El Capitan and learn about climbing in Yosemite. (NPS) ♿</p> <p>1:30pm <b>FAMILY CRAFTS PROGRAM</b> (October 16, 23 and 30 Only) 2 hrs. Drop-in session at Yosemite Art Center. (YC) \$</p> <p>2:00pm <b>Ranger Walk – Wildlife</b> 1.5 hrs. Front of Yosemite Valley Visitor Center, near shuttle stop #5/#9. (NPS) ♿</p> <p>4:00pm <b>Naturalist Stroll</b> 1 hr. (October 9, 16, 23 and 30 Only) Check local listings for topic. The Ahwahnee back lawn. (DN) ♿</p> <p>5:30pm <b>CAMPFIRE PROGRAM</b> 1 hr. (October 9, 16 and 23 Only) Join in on campfire fun and s'mores for all ages. Tickets and information available at any tour desk. (DN) \$ ♿</p> <p>5:30pm <b>WEE WILD ONES</b> 1 hr. (October 9, 16 and 23 Only) Join in before or after dinner for stories and activities for kids 6 &amp; under. Check local listings for topic. (DN) ♿</p> <p>7:00pm <b>Yosemite Theater: Return to Balance: A Climber's Journey</b> (October 16, 23 and 30 Only) 1.5 hrs. Film and presentation by rock-climber Ron Kauk. Purchase tickets at YC Bookstore in the Valley Visitor Center. (YC) \$</p> <p>7:00pm <b>Film – Ansel Adams</b> 1 hr. Yosemite Lodge at the Falls Amphitheater. (TAAG) ♿</p> <p>7:30pm <b>Halloween Cemetery Tour</b> (October 30 Only) 1.5 hr. Walking tour of the Yosemite Cemetery. Meet in front of the Yosemite Valley Visitor Center with a flashlight. (DN)</p> <p>8:30pm <b>STARRY SKIES OVER YOSEMITE</b> 1 hr. (November 13, 20 and December 4 Only) Explore the night sky! Tickets and information available at any tour desk. (DN) \$ ♿</p>
Saturday	<p>9:00am <b>Camera Walk</b> 1.5 hrs. Sign up in advance and meet at The Ansel Adams Gallery. (TAAG) ♿</p> <p>9:00am <b>Yosemite Birding: The Day of the Woodpecker</b> (December 5 Only) 8 hrs. Requires advanced reservation, please call 209/379-2317 x10. (YC) \$</p> <p>9:45am <b>Art Workshop</b> (October 17, 24 and 31 Only) 4 hrs. Yosemite Art Center. See page 6 for more information. (YC) \$</p> <p>10:00am <b>JUNIOR RANGER TALK</b> 15 mins. Front of Yosemite Valley Visitor Center, near shuttle stop #5/#9. (NPS) ♿</p> <p>12:30pm <b>Ask A Climber</b> (October 10 Only) 4 hrs. Join a ranger at the El Capitan Bridge for this informal program. Use telescopes to observe climbers on El Capitan and learn about climbing in Yosemite. (NPS) ♿</p> <p>1:00pm <b>In the Footsteps of Ansel Adams Photography Class</b> 4 hrs. Sign up and meet at The Ansel Adams Gallery. (TAAG) \$</p> <p>1:30 pm <b>FAMILY CRAFTS PROGRAM</b> (October 17, 24 and 31 Only) 2 hrs. Drop-in session at Yosemite Art Center. (YC) \$</p> <p>2:00pm <b>Ranger Walk – Ahwahneechee Stories and Games</b> 1.5 hrs. Front of Yosemite Museum, near shuttle stop #5/#9. (NPS) ♿</p> <p>4:00pm <b>Naturalist Stroll</b> 1 hr. (October 10, 17, 24 and 31 Only) Check local listings for topic. The Ahwahnee back lawn. (DN) ♿</p> <p>5:30pm <b>CAMPFIRE PROGRAM</b> 1 hr. (October 10, 17 and 24 Only) Join in on campfire fun and s'mores for all ages. Tickets and information available at any tour desk. (DN) \$ ♿</p> <p>5:30pm <b>FAMILY HALLOWEEN CEMETERY TOUR</b> (October 31 Only) 1.5 hr. Walking program in the Yosemite Cemetery. Meet in front of the Yosemite Valley Visitor Center with a flashlight. (DN)</p> <p>7:00pm <b>Evening Program</b> 1 hr. Check local listings for topic. (DN) ♿</p> <p>7:00pm <b>Yosemite Theater: Return to Balance: A Climber's Journey</b> (October 17, 24 and 31 Only) 1.5 hrs. Film and presentation by rock-climber Ron Kauk. Purchase tickets at YC Bookstore in the Valley Visitor Center. (YC) \$</p> <p>7:30pm <b>Halloween Cemetery Tour</b> (October 31 Only) 1.5 hr. Walking tour of the Yosemite Cemetery. Meet in front of the Yosemite Valley Visitor Center with a flashlight. (DN)</p> <p>8:30pm <b>YOSEMITE LODGE NIGHT PROWL</b> 1 hr. (November 7, 14, 21 and December 5 Only) Explore Yosemite at night! Tickets and information available at any tour desk. (DN) \$ ♿</p>

Programs printed in **ALL CAPS AND COLOR** are especially for children and their families.



## Access for People with Disabilities

Accessible parking, lodging, tours, and activities are available throughout the park.

For a complete list of accessible services, recreational opportunities, and exhibits, pick up an updated Yosemite Accessibility Guide which is available at park entrance stations, visitor centers, and online at [www.nps.gov/yose/playourvisit/accessibility.htm](http://www.nps.gov/yose/playourvisit/accessibility.htm), or call a park Accessibility Coordinator at 209/379-1035 for more information.

Accessible parking spaces are available just west of the Yosemite Valley Visitor Center. To reach these, enter the Valley on Southside Drive. Turn left on Sentinel Drive. Turn left on Northside Drive, and follow the blue and white signs.



Sign Language interpreting is available upon request. Contact Deaf Services at 209/379-5250 (v/txt). Two weeks advance notice is requested. Assistive Listening Devices are available upon advance request, inquire at a visitor center.



Audio tours are available for the Yosemite Valley Visitor Center and the Mariposa Grove of Giant Sequoias. Refer to the Accessibility Guide, or contact an Accessibility Coordinator for more information.

- NPS** National Park Service
- DN** Delaware North at Yosemite
- TAAG** The Ansel Adams Gallery
- YC** Yosemite Conservancy
- \$** Programs offered for a fee

# Yosemite Valley



## Valley Visitor Center and Bookstore

The Yosemite Valley Visitor Center and Yosemite Conservancy Bookstore are open from 9am to 5pm. They are located west of the main post office, near shuttle stops #5 and #9. The facility offers information, maps, and books. Explore the exhibits and learn how Yosemite's landscape formed and how people interact with it.

### YOSEMITE FILMS

Two films are shown daily, every half hour beginning at 9:30am (except Sundays, when the first showing is at noon). The last film is at 4:30pm. "Ken Burns' Yosemite - A Gathering of Spirit" plays on the hour and "The Spirit of Yosemite" plays on the half hour, in the Valley Visitor Center Theater.

## Wilderness Permits

Open 8 am to 5 pm. Visit the wilderness center to learn about wilderness safety, plan trips, obtain wilderness permits and maps, and rent bear canisters. The Valley Wilderness Center is located in Yosemite Village in between the post office and the Ansel Adams Gallery. The center will close for the season on October 18. Permits and bear canisters will be available at the Yosemite Valley Visitor Center daily from 9am to 5pm.

## Yosemite Museum

Located in Yosemite Village next to the Valley Visitor Center. The museum is open daily from 9am to 5pm, *May close for lunch.*

### INDIAN CULTURAL EXHIBIT

Interprets the cultural history of Yosemite's Miwok and Paiute people from 1850 to the present. The Indian Cultural Museum is open from 9am to 5pm, *May close for lunch.*

### YOSEMITE MUSEUM STORE

The store offers books and traditional American Indian arts, crafts and jewelry. Open daily from 9am to 5pm, *May close for lunch.*

### YOSEMITE MUSEUM GALLERY EXHIBIT Yosemite Viewed: 19th and 20th Century Landscape Paintings

This exhibit features a selection of landscapes from the Yosemite Museum collection ranging from Thomas Ayres' 1855 drawing to contemporary artwork by participants of the

Yosemite Artist-in-Residence program. Works by Albert Bierstadt, Thomas Moran, Chris Jorgensen, Chiura Obata, and others will be included. The Cosmopolitan Register, which includes signatures of prominent visiting artists, and the Cosmopolitan interactive, will be part of the display. Yosemite Museum Gallery, October 1 through November 1, open daily from 10am to noon, and 1pm to 4pm. *Closed for the season November 2.*

### YOSEMITE RENAISSANCE 31 CALL FOR ENTRIES

Yosemite Renaissance is a juried, fine art competition and exhibition on the theme of Yosemite and the Sierra Nevada. This event is open to all living artists, and entry is easily completed with digital files. Awards to be determined. \$15 per entry (maximum of 8 entries per artist). The exhibition will be hosted at the Yosemite Museum Gallery, in the heart of Yosemite National Park, beginning February 27, 2016. For a prospectus and entry form please visit: <http://www.yosemiterenaissance.org>. The deadline for entries is November 15, 2015.

## The Ansel Adams Gallery

The gallery is located in Yosemite Village next to the Valley Visitor Center and is open daily from 9am to 5pm. The gallery offers the work of Ansel Adams, contemporary photographers, and other artists.

For more information, call 209/372-4413, or visit [www.anseladams.com](http://www.anseladams.com). *See page 7 for photo walk and other event times.*

### EXHIBIT

#### A Nobel Deed: Photography and Yosemite National Park at 125

September 14, 2015 - November 7, 2015

While protected in a land grant in 1864, Yosemite National Park was not officially established until October 1st, 1890, a noble and visionary deed by congress. At that point in history, the Yosemite region began to enjoy full protection from those that would desire to abuse the land. Today, as visitors, enthusiasts and artists, we continue to enjoy the luxury this formal act of congress afforded the people of the world. To celebrate, The Ansel Adams Gallery is hosting the exhibit "A Nobel Deed:

Photography and Yosemite National Park at 125." Showcased will be images from the turn of the century, contemporary work from artists still active today, as well as original works made by Ansel Adams himself. The show will open on September 14th and close on November 7th, 2015. We hope you get a chance during your visit to stop by and explore this collection of work.

### NEW EXHIBIT

#### Yosemite Impressions - Works On Canvas and Paper

November 8 - January 3rd

Join us at The Ansel Adams Gallery starting November 8 for an exhibition of contemporary paintings and woodblocks titled "Yosemite Impressions - Works On Canvas and Paper." Pieces by Tom Killion, Penny Otwell, Jane Culp, Sally Owens, Anne Barrett Cashner & James McGrew will be on display.

## Yosemite Theater (YC)

Yosemite Theater offers entertainment and inspiration through a variety of live performances. Revel as actors and adventurers bring incredible Yosemite stories and history to life on stage! All shows start at 7pm. Tickets: \$8 adults, \$4 children, available at the Yosemite Conservancy Bookstore in the Valley Visitor Center or at any Yosemite Tour & Activity Desk.

### The Spirit of John Muir

Wednesdays (Through October 28)

Hear John Muir's most popular stories about his adventures in the wild and the people and animals he encountered along the way, starring Lee Stetson.

### Ask John Muir

Thursdays (Through October 29)

In this interactive performance, the audience gets to ask John Muir anything they want, and be entertained by his tales and opinions of yesteryear and present day.

### Return to Balance: A Climber's Journey

Fridays & Saturdays (Through October 31)

See the beauty of Yosemite in this stirring film, which is followed by a discussion with renowned rock-climber Ron Kauk.

## Yosemite Art Center (YC)

Yosemite Conservancy invites you to join one of our celebrated artists for a hands-on art experience in Yosemite Valley. Art workshops are offered Monday through Saturday, starting at 9:45am and ending at 2pm.

- Oct 5 - 10 Watercolor Simple and Easy, Karen Bieber
- Oct 12 - 17 Acrylic Painting with Color and Light, Sparkle Taylor
- Oct 19 - 24 Plein Air Watercolor, John Hewitt
- Oct 26 - 31 Pen and Ink with Watercolor, Pam Pederson

All workshops meet at the Yosemite Art Center, located next to the Village Store in Yosemite Village. The registration fee is \$10 per participant per day, and art supplies are available for purchase. All proceeds benefit important work in the park! Workshops are typically held outside (weather and media permitting). Find detailed information at [yosemiteconservancy.org/yosemite-art-center](http://yosemiteconservancy.org/yosemite-art-center). *Closed for the season November 5.*

### Park Employee Art Show: From Our Point of View (YC)

The annual Yosemite employee art show, From Our Point of View, will be on display at the Yosemite Art Center from November 1 through November 5. Stop by to see incredible paintings, photography and more, all produced by people working in the park. Join us for a closing reception at the Art Center on November 5, from 5pm to 7pm.

## Yosemite Conservancy Outdoor Adventures(YC)

Yosemite Conservancy is passionate about sharing the wonders of Yosemite through our year-round Outdoor Adventures. From backpacking to botany and birding, our wide range of programs offers something for every Yosemite adventurer.

- Oct 29 - Nov 1 Yosemite Photography: Focus on Nature 101
- Nov 5 - 8 Yosemite Photography: Focus on Nature 201
- Dec 5 Yosemite Birding: The Day of the Woodpecker

Find detailed information and register for your adventure at [yosemiteconservancy.org/adventures](http://yosemiteconservancy.org/adventures) or call 209/379-2317 x10. Camping and park entry are included; additional lodging options are available. Custom Adventures can be arranged for individuals, families and groups. Proceeds support the Conservancy's work in the park; preserving and protecting Yosemite for generations to come.



Stephen Curl, watercolor "Birch Lake, near Hetch-Hetchy", Yosemite Renaissance 27

Hours listed are core hours for facilities and may be extended during periods of peak visitation. Check local postings for changes to hours of operation.

## FOOD & BEVERAGE

### Yosemite Village

**Degnan's Delicatessen** 7am to 5pm

**Village Grill** 11am to 7pm

*Closed for the season Oct 18*

### The Ahwahnee

#### Dining Room

Breakfast: 7am to 10am

Lunch: 11:30am to 2pm

Dinner: 5:30pm to 8:30pm

Sunday Brunch: 7am to 2pm

*Appropriate attire required for dinner.*

*Reservations recommended for dinner and Sunday Brunch.* 209/372-1489.

**The Coffee Bar** 7am to 10:30am

**The Ahwahnee Bar** 11:30am to 10pm

### Yosemite Lodge

#### Food Court

Breakfast: 6:30am to 11am

Lunch: 11:30am to 2pm

Dinner: 5pm to 8pm (Grab and Go only, last 30-minutes)

#### Mountain Room Lounge

Monday - Friday, 4:30pm to 11pm

Saturday - Sunday, Noon to 11pm

#### Mountain Room Restaurant

5pm to 8pm

*Reservations taken for 8 or more.*

209/372-1281

### Curry Village

#### Pizza Deck

5pm to 9pm

*After Oct 26, weekends and holidays only. Closed Nov 30 through Dec 18.*

#### Curry Village Bar

5pm to 10pm

*Closed for the season Oct 25*

#### Pavilion Buffet

Breakfast: 7am to 10am

*Closed for the season Oct 26*

Dinner: 5:30pm to 8pm

*Closed for the season Oct 25*

#### Coffee Corner

7am to 11am

*After Oct 26, weekends only through Nov 30. Closed for the season Nov 30*

### Wawona

*The Wawona Hotel and Dining Room are closed from Nov 29 to Dec 18.*

#### Wawona Hotel Dining Room

Breakfast: 7:30am to 10am

Lunch: 11:30am to 1:30pm

Dinner: 5:30pm to 9pm

*Reservations taken for 6 or more,* 209/375-1425

Lounge Service: 5pm to 9:30pm

#### Golf Course/Golf Shop & Snack Stand

9am to 5pm *weather and conditions permitting.* *Closed for the season Oct 25*

## GROCERIES

### Yosemite Lodge

#### Gift/Grocery

8am to 7pm

### Yosemite Village

#### Village Store

8am to 8pm

### Curry Village

#### Gift/Grocery

9am to 7pm

### Wawona

#### Wawona Store & Pioneer Gift Shop

8am to 6pm

### Crane Flat

#### Crane Flat Store

10am to 4pm *weather permitting*

*Closed for the season Nov 29*

## GAS STATIONS

### Gas outside Yosemite Valley

#### El Portal

Diesel available

Pay 24 hours with credit or debit card

#### Wawona

8am to 6pm. Diesel & propane.

Pay 24 hours with credit or debit card.

#### Crane Flat

Diesel available. Pay 24 hours with credit or debit card

## SHOWERS AND LAUNDRY

### Curry Village Showers

Open 24 hours

### Housekeeping Camp Showers

Open 24 hours, *Closed for the season Oct 19*

### Housekeeping Camp Laundromat

8am to 10pm

# Visitor Services

## Beyond Yosemite Valley

## Wawona & Mariposa Grove

### WAWONA VISITOR CENTER AT HILL'S STUDIO / WILDERNESS PERMITS

Open 8:30am to 5pm. The visitor center offers information about park activities, wilderness permits, trail information, books, bear canister rentals, and maps. Located on the grounds of the Wawona Hotel, Hill's Studio was the gallery and art studio of famous 19th-century landscape painter, Thomas Hill. Walk from the hotel or park at the Wawona store parking area and follow the path up the hill. From October 13 through November 1, the bookstore only will be open daily from 8:30am to 5pm. Wilderness permits will be available by self-registration on the porch and bear canisters will be available for rent inside the bookstore. *Closed for the season November 1.*

### EVENING PROGRAMS

Join pianist/singer Tom Bopp in the Wawona Hotel lobby from 5:30pm to 9:30pm, Tuesday through Saturday, as he performs songs and tells stories from Yosemite's past. Historical programs are available by request and are usually given at 8:30pm. For more details, drop by the piano early in the evening to ask Tom or stop by the front desk.

## Pioneer Yosemite History Center

Go back to a time of horse-drawn wagons, a covered bridge, and log cabins. A visit to the Pioneer Yosemite History Center explores Yosemite's history and explains how Yosemite was the inspiration for national parks across America and around the world. The center is open throughout year.

### EXPERIENCE HORSE-DRAWN TRAVEL

From Friday, October 9 through Sunday, October 11, between 10am and 2pm, Travel into history by taking a 10-minute horse-drawn stage ride. Tickets may be purchased at the Grey Barn in the Pioneer Yosemite History Center. Costs \$5/adults and \$4/child (ages 3-12).

## Mariposa Grove

Located near Yosemite's South Entrance, the Mariposa Grove is the park's largest stand of giant sequoias, with about 500 trees.

### GREAT THINGS ARE HAPPENING IN THE MARIPOSA GROVE

The Restoration of the Mariposa Grove of Giant Sequoias Project is now underway! On July 6, 2015, a temporary closure of the grove for up to 24 months began. The restoration project will improve the habitat and restore the hydrology of the Mariposa Grove and improve visitors' experience and enjoyment of the grove. Trails will be improved providing universal access along with improved restrooms.

*The Mariposa Grove Road is closed to all public access, including bicycle and pedestrian traffic. Hiking trails within the grove are also closed.*

## Big Oak Flat

### BIG OAK FLAT INFORMATION STATION

Open from 8am to 5pm. The visitor center offers information about park activities, wilderness permits, trail information, books, bear canister rentals, and maps. The center is located just inside the park entrance on Hwy 120W. From October 16 through October 25, the Yosemite Conservancy Bookstore only will be open daily from 9am to 5pm (may close for lunch). Wilderness permits will be available by self-registration on the porch and bear canisters will be available for rent inside the bookstore. *Closed for the season October 25.*

## Merced Grove


Yosemite's quietest stand of sequoias is the Merced Grove, a group of approximately 20 big trees accessible only on foot. It's a three-mile round-trip hike, ski, or snowshoe into the grove. The trail drops down 1.5 miles, making this a moderately strenuous hike on the uphill portion. There is no potable water in the area so be sure to bring drinking water with you. The grove is located 3½ miles north of Crane Flat and 4½ miles south of the Big Oak Flat Entrance along the Big Oak Flat Road (Highway 120 West). The trail is marked by a sign and a post labeled B-10.

## Tuolumne Grove

The trailhead for this grove of approximately 25 sequoias is near the intersection of the Big Oak Flat and Tioga roads at Crane Flat. The moderately strenuous trail leads downhill from the parking area into the grove and drops 500 feet (150 meters) in one mile. Within the Tuolumne Grove there is an easy, half-mile, self-guided nature trail. There is no potable water in the area so be sure to bring drinking water with you.

## Tuolumne Meadows Wilderness Center

Open 8am to 5pm. Visit the wilderness center to learn about wilderness safety, plan trips, obtain wilderness permits and maps, and rent bear canisters. The Tuolumne Meadows Wilderness Center is located just south of Tioga Road, along the road to Tuolumne Meadows Lodge, across from shuttle stop #3. The center will close for the season on October 15 and wilderness permits will be available by self-registration on the front porch. Please come prepared with bear canisters.



### GENERAL SERVICES

#### VILLAGE GARAGE

8am to 5pm, Towing 24 hours. Propane available until 4:30pm. 209/372-1160

#### YOSEMITE MEDICAL CLINIC

Monday - Friday, 9am to 5pm  
*Closed weekends and federal holidays*  
For emergency care after 5pm, call 9-1-1.  
For more information call 209/372-4637.

### RELIGIOUS SERVICES

#### CHURCH OF CHRIST (NONDENOMINATIONAL)

El Portal Chapel / Worship: Sunday 11am  
Info: 209/379-2100

### YOSEMITE COMMUNITY CHURCH

Pastor Brent Moore - Resident Minister  
209/372-4831 • www.YosemiteValleyChapel.org  
Wedding information on website

#### SUNDAY SERVICES IN YOSEMITE CHAPEL:

9:15am - Sunday School Available  
11am - (Memorial Day - Labor Day Only)  
6:30pm Evening service in Chapel

7pm TUESDAY BIBLE STUDY (call for location)

7pm THURSDAY MID-WEEK SERVICE IN CHAPEL

THANKSGIVING SERVICE IN CHAPEL:

10am Thanksgiving Day *Thursday, November 26*

### ROMAN CATHOLIC MASS

OUR LADY OF THE SNOWS  
Sunday, 10am, Theater behind Yosemite Valley Visitor Center, shuttle stops #5/#9  
Rectory Phone: 209/372-4729

### SERVICE ORGANIZATIONS

#### ALCOHOLICS ANONYMOUS


7:30pm Sunday, Tuesday, and Thursday  
DN General Office Building,  
Yosemite Village

#### LIONS CLUB

Meets the first and third Thursdays of each month at noon, The Ahwahnee. 209/372-1464.



# Protecting yourself...



Autumn leaves, NPS Photo

## Keep yourself safe while exploring your park.

There are many ways to experience the wildness of Yosemite. While the forces of nature can create unexpected hazardous conditions, with a little common sense and some pre-planning, you can minimize the risks associated with many activities.

Yosemite National Park enjoys four seasons; many visitors count Yosemite's Autumn as their favorite of the four. Lighting is gentle but colors are strong, temperatures are usually more comfortable than summer and winter, and dustings of snow provide attractive accents to the rugged high Sierra Nevada.

### SUNLIGHT

Autumn may create outstanding outdoor opportunities but can also pose a few unique challenges. With days becoming noticeably shorter, it is important to PLAN your outdoor activities accordingly. Carry a flashlight and/or headlamp, in case you find yourself on the trail longer than expected.

### WEATHER

Comfortable daytime temperatures can drop with little warning. Unexpected storms can brew quickly, bringing wind, rain or even snow. PREPARE for potential weather changes. To avoid hypothermia, dress in layers:

- Base layer – synthetics, wool, or silk, never cotton. This layer is meant to pull moisture away from your skin so that you will feel dry.
- Mid layer – insulation to keep warm. Many outdoor enthusiasts prefer fleece or wool.
- Outer layer/Shell – protects you from outside moisture, i.e. rain and snow.
- Hat – one suitable for keeping your head warm and dry. A good knit hat that is long enough to cover your ears can make a big difference.
- Shoes – wear sturdy hiking boots. It's important they protect your feet from rain, snow, and slush. Thick wool or synthetic socks help keep your feet warm and dry. Your boots should never be tight or you will lose circulation which will make your feet cold. Carry an extra pair of socks.
- Gloves – a pair or two in your pack should be available if you need to keep your hands warm.

Although Yosemite's autumn presents unique beauty and challenges, some practices are a good idea to remember year round, for your safety and enjoyment. These include:

- Stay on the trail – do not take shortcuts and never approach moving water.
- Rock scrambling – leave this to the critters.
- Water and food – stay hydrated and snack frequently. Make sure you have plenty of

food and water. If you are sweating, replace lost salts with salty, easy-to-digest snacks.

- Have a map & compass and a signaling method (mirror and whistle).
- Let someone know – always leave your travel and hiking plan, including your intended route and estimated time of return, with a trusted person.

Also, remain AWARE of changing conditions such as approaching storms or darkness coming on.

Finally, be aware of your personal conditions; are you starting to feel cold, thirsty, hungry, or tired? Do you know exactly where you are? Any of these indicators can be signals to rest, hydrate, snack, and reorient yourself.

### YOSEMITE ROADS

Wildlife can be quite active during the autumn season. This time of year is Yosemite wildlife's final opportunity to prepare for the long winter ahead. While this makes for good wildlife viewing, it also creates road hazards. Most vehicle-deer collisions occur in the autumn.

Yosemite experiences ice in the autumn. Moisture from rain or melting snow can freeze on the pavement even before the sun sets. When temperatures warm and the roadways thaw, spots of ice can remain in shaded areas throughout the day.

Please give 100% of your attention to your driving and find a safe place to pull over to enjoy the scenery or wildlife. Drive within the designated speed limits and be prepared to reduce speed if conditions warrant.

### WILDERNESS PERMIT DETAILS

Wilderness permits are required year round for all overnight trips into the Yosemite Wilderness. Permits are issued and bear canisters are available for rent at the Yosemite Valley Wilderness Center, the Tuolumne Meadows Wilderness Center, the Big Oak Flat Information Center, Hill's Studio in Wawona, and the Hetch Hetchy Entrance Station during hours of operation. Please see wilderness permit information on pages 6 and 7 for more details. For summer trips, reservations are taken from 26 weeks to two days in advance of the start of your trip. A processing fee of \$5 per permit plus \$5 per person is charged to each confirmed reservation. Sixty percent of the trailhead quota is available in advance. Forty

percent of the trailhead quota is available on a first come, first served basis and are available, same-day, at opening and the day before starting at 11am. Check the park's website at [www.nps.gov/yose/planyourvisit/wildpermits.htm](http://www.nps.gov/yose/planyourvisit/wildpermits.htm) or call 209/372-0740, for additional information.

### HALF DOME PERMIT INFORMATION

Permits to hike to the top of Half Dome are required seven days a week when the cables are up, from May 22 through October 12, 2015, conditions permitting. A daily total of 225 preseason lottery permits have already been issued for 2015. In addition, approximately 50 permits will be released by daily lottery throughout the season based on estimated under-use and cancellation rates. Applications for daily lotteries will be accepted 2 days prior to the desired hiking date between midnight and 1 pm. To apply, visit Recreation.gov or call 877/444-6777. A non-refundable application fee applies to all submissions and a use fee applies to winning applicants. Finally, a daily quota of 75 Half Dome permits will be available to overnight users with an appropriate wilderness permit (use fee applies). These permits may be acquired through early reservations (50 per day) or day before walk-up (25 per day). Rock climbers who reach the top of Half Dome without entering the subdome area may descend on the Half Dome Trail without a permit. More information is available at: <http://www.nps.gov/yose/planyourvisit/hdpermits.htm>. For backpackers more information is available at: <http://www.nps.gov/yose/planyourvisit/hdwildpermits.htm>.

### HANTAVIRUS INFORMATION

Mice are an important part of the ecosystem, but can carry diseases harmful to humans. Hantavirus Pulmonary Syndrome (HPS) is a rare but serious disease spread to humans via the droppings, urine, or saliva of infected rodents. Not all rodents are infected with hantavirus, but infected rodents have been found throughout the US. You may come into close proximity to rodents during your visit, so it is important you take steps to protect yourself from HPS. HPS risk is greater inside of buildings or other enclosures where deer mice are present. If staying in guest lodging, please tell the housekeeping staff if you see evidence

of mice in your accommodations.

Do not clean up the area yourself. Keep doors to guest lodging shut and do not bring food into your cabin that is not in a sealed container. If you are camping and backpacking, do not pitch tents near rodent burrows or droppings. HPS often begins with flu-like symptoms such as aches, fever, and chills one to seven weeks after exposure, progressing to cough and difficulty in breathing. Seek medical attention immediately if you experience these symptoms and mention any potential rodent exposures to your physician.

For more information on hantavirus and other environmental safety hazards visit: <http://www.nps.gov/yose/planyourvisit/yoursafety.htm>.

### PLAGUE

Plague is an infectious bacterial disease that is carried by squirrels, chipmunks and other wild rodents and their fleas. When an infected rodent becomes sick and dies, its fleas can carry the infection to other warm-blooded animals including humans.

To protect yourself from plague, never feed wildlife, avoid dropping food scraps that attract rodents when eating outside, avoid pitching a tent near or disturbing rodent burrows, wear insect repellent with DEET, and tell a park ranger immediately if you see a dead animal.

Early symptoms of plague may include high fever, chills, nausea, weakness, painful swelling at the site of an insect bite or lymph node, and other flu-like symptoms. If you develop any of these symptoms within 6 days of visiting an area at risk for plague in the park, see your doctor and inform them you may have been exposed. Plague is treatable with antibiotics if given in time.

### AVOID CONTACT WITH WILDLIFE AND KEEP FOOD AND TRASH STORED PROPERLY

Wild animals in Yosemite can transmit numerous diseases, including plague, rabies, and hantavirus. Keeping your distance and your food from wildlife not only protects them, it also protects you from injury and exposure to diseases. If you encounter a mammal, particularly a raccoon, skunk, fox, coyote, or bat, that is behaving erratically, don't touch the animal. Instead, report the sick animal to a park employee. In addition to keeping bears away, storing your food properly also reduces your exposure to rodents and their fleas, which may carry plague.

# ...and Yosemite



Photo by Karen Amstutz

## Keeping Bears Wild

Keep Yosemite's Black Bears Wild and Alive, while protecting yourself and your property.

### Store Your Food Properly

The typical daily diet of most bears may consist of 4,000 to 20,000 calories worth of grasses, berries, acorns, and grubs. It's a lot easier for a bear to eat the thousands of calories of food in an ice chest than it is to spend all day nibbling at grasses. Their incredible sense of smell allows them to detect things we can't, which helps them find food—a black bear can smell a dead deer three miles away. To top it off, bears have excellent vision and can see in color, so they recognize ice chests, grocery bags, and other food containers as potential food sources.

### If you see a bear, scare it away or keep your distance

You may not see a bear during your visit because they naturally avoid people. However, if you see one in a developed area (like a campground or parking lot), act immediately to scare it away: Make noise and yell as loud as possible. If there is more than one person, stand together to present a more intimidating figure, but do not surround the bear. If you see a bear anywhere else, consider yourself lucky—but keep your distance (at least 50 yards, or about the distance made by four shuttle buses parked end to end). If you get too close, you will be helping the bear become

used to being around people. Bears that become comfortable around humans lose their natural fear of us and may become too aggressive. When that happens, they sometimes have to be killed.

### Drive the speed limit

The most common human-related cause of death for a black bear in Yosemite is being hit by a car. Slow down! Driving too fast is almost always the cause of these accidental deaths. **Please report bear sightings by calling 209/372-0322.**

### How to Store Food

"Food" includes any item with a scent, regardless of packaging. This may include items that you do not consider food, such as canned goods, bottles, drinks, soap, cosmetics, toiletries, trash, ice chests (even when empty), and unwashed items used for preparing or eating meals.

LOCATION	FOOD STORAGE	WHY?
<b>Your Vehicle</b>	You may store food in your car (with windows closed) only during daylight hours. Do not store food in your car after dark: use a food locker. Remember to clear your car of food wrappers, baby wipes, and crumbs in baby seats.	Bears can smell food, even if it's sealed in the trunk or glove compartment, and they recognize boxes and bags as potential food sources. They can easily and quickly break into all kinds of vehicles!
<b>Your Campsite or Tent Cabin</b>	You must store all your food in food lockers—not in your tent or tent cabin. A food locker is available at each campsite and tent cabin. Food may be stored out of sight in hard-sided RVs with windows closed.	Bears may enter campsites when people are present, and some will even check food lockers to see if they're secured. Keep food lockers closed and latched at all times, even when you are in your campsite or tent cabin.
<b>Picnic Areas &amp; on the Trails</b>	Do not leave food unattended. Always keep food within arm's reach. Don't turn your back to your food.	Bears may investigate picnic areas or backpacks for food even when people are present, so be alert.
<b>Backpacking in the Wilderness</b>	Bear resistant food containers are required throughout the Yosemite Wilderness. Hanging food is prohibited in Yosemite.	In Yosemite and the southern Sierra, bear canisters are the only effective and proven method of preventing bears from getting human food.

## Yosemite Guardians

Visitors to Yosemite National Park are the park's most important guardians. With nearly 4 million people watching over its special plants, animals, historic, and archeological sites, imagine how well-protected these park resources could be!

During your visit to Yosemite be aware that there are people who either unknowingly or intentionally harm park resources. Please contact a park official if you see any of the following illegal acts:

- Feeding or approaching wildlife
- Collecting plants
- Hunting animals
- Collecting reptiles and butterflies
- Picking up archeological items, such as arrowheads
- Using metal detectors
- Driving vehicles into meadows
- Biking off of paved roads
- Camping outside of designated campgrounds
- Possession of weapons inside federal facilities

If you see activities that could harm people or park resources, jot down any descriptions or a vehicle license plate number and call the park dispatch office at 209/379-1992.

### FOR MORE INFORMATION

To find out more about Yosemite National Park regulations visit [www.nps.gov/yose/planyourvisit/yoursafety.htm](http://www.nps.gov/yose/planyourvisit/yoursafety.htm) and find a copy of the Superintendent's Compendium. This document is a compilation of designations, closures, permit requirements, and other restrictions made by the superintendent, in addition to what is contained in Title 36 of the Code of Federal Regulations (Chapter 1, Parts 1 through 7 and 34), and other applicable federal statutes and regulations.

## Yosemite Valley Day Hikes

TRAIL / DESTINATION	STARTING POINT	DISTANCE / TIME	DIFFICULTY / ELEVATION
Bridalveil Fall	Bridalveil Fall Parking Area	0.5 mile round-trip, 20 minutes	Easy
Lower Yosemite Fall	Lower Yosemite Fall Shuttle Stop #6	1.0 mile round-trip, 20 minutes	Easy
Upper Yosemite Fall <b>Trail to Columbia Rock</b>	Camp 4 Near Shuttle Stop #7	2 miles round-trip, 2-3 hours	Strenuous 1,000-foot gain
Top of Upper Yosemite Fall	Same as above	7.2 miles round-trip, 6-8 hours	Very Strenuous 2,700-foot gain
Mirror Lake (A seasonal lake)	Mirror Lake Shuttle Stop #17	2 miles round-trip, 1 hour	Easy
Vernal Fall Footbridge	Happy Isles Shuttle Stop #16	1.4 miles round-trip, 1-2 hours	Moderate, 400-foot gain
Top of Vernal Fall	Happy Isles Shuttle Stop #16	3 miles round-trip, 2-4 hours	Strenuous 1,000-foot gain
Top of Nevada Fall	same as above	5 miles round-trip, 5-6 hours	Strenuous 1,900-foot gain
Four Mile Trail to Glacier Point (Closed in winter)	Southside Drive	4.8 miles one-way, 3-4 hours one-way	Very Strenuous, 3,200-foot gain
Valley Floor Loop	Lower Yosemite Fall Shuttle Stop #6	13 miles full loop, 5-7 hours full loop	Moderate

# Julia Parker: A 68-Year Legacy

by Park Ranger Sheree Peshlakai



Julia Parker demonstrates basket weaving to students in the Indian Cultural Museum. Photo by NPS/Yosemite Research Library

It is just as important to protect Yosemite's stories and past cultures as it is to protect Yosemite's world renowned scenic vistas and landscapes.

For 68 years, Julia Parker has served as an Indian cultural demonstrator, protecting and preserving Yosemite's Indian artifacts, stories and traditional culture, as well as generously sharing her skills and knowledge with others. Yosemite visitors from across the nation and around the world who have had the privilege to wander into the Indian Cultural Museum and interact with Julia, have seen and heard Yosemite's past brought to life. She communicated Yosemite's cultural history; conveying it like a treasure, that should never be forgotten. This year we celebrate Yosemite's 125<sup>th</sup> anniversary, as well as Julia's retirement at age 86.

Telling stories as intricate as the designs woven into her baskets, Julia kept Yosemite visitors, young and old, mesmerized by her storytelling and basket weaving. On most days, she would sit in the Indian Cultural Exhibit, surrounded by a display of baskets, pelts, nets, and tools, as she played the traditional walnut dice game with adults and school children alike or worked on a basket. Julia says being among the excited visitors and being among the baskets her family made are what she'll miss most about working in the museum.

"I will miss the people coming through the museum door. They were so excited to look, and they couldn't believe that work like this, those big baskets, was being done by these ladies of yesteryear, my in-laws. I liked being with all those baskets, knowing that I knew the women who made those baskets. I would sit there and look at their work, the work that they made for all of us to see and appreciate," Julia said.

On some days Julia gave the "Yosemite's First Peoples Walk" or the "Ahwahneechee Stories and Games Walk." On these outings she captivated Yosemite visitors by singing traditional songs or telling stories of the old ways, while strolling through the reconstructed Indian Village behind the museum and beneath California Black Oak trees -- a tree that sustained the life of Yosemite's native people for thousands of years. Julia always encouraged her guests to stop, look, and listen.

"I was 18 when I first came to Yosemite during the spring break from Indian school. I stopped and I looked at the trees and the big waterfall and listened to the water. Water is life. Those old oak trees provide life. Now, every time I go to the valley, tears come to my eyes because I think of such a beautiful place the people had thousands of years ago and how they left so many signs for us to see and discover. We see it in the rocks and in the earth," Julia said.

Julia captivated her audience's imagination, linking the park's connection from past to present. She brought images of Yosemite's beautiful landscape from over 300 years ago to life, back when Yosemite's native people may have been pounding acorns in rock mortars beneath Cho'-lok (Yosemite Falls), or gathering materials for baskets in the meadows below Tutokanula (El Capitan) and Tiseyak (Half Dome).

At times, Julia had demonstrated how to cook acorn behind the museum in the reconstructed Indian Village. On cool, crisp autumn days she would gather bags of acorns, giving thanks while harvesting from the earth. After the acorns were gathered she would lay them in the sun to dry, to prepare them for a year of storage. Afterwards, the dried acorns were cracked and shelled, then winnowed and pounded to a meal, which was sifted and leached before cooking. The cooking basket was soaked in water for several hours to ensure it was water tight.

She would heat fist-sized basalt or soapstone rocks in a fire until they were glowing, then rinse the ash off each hot rock before lowering it into the acorn and water mixture. As the Indians did thousands of years ago, she would then move the hot rock around in the acorn mixture until it cooled then replace it with another hot rock. After several rocks, the mixture had boiled, bubbled and splattered from the heat, and became acorn mush, a traditional staple of Yosemite's native people.

Julia is Kashia Pomo from the northern California coast. She started work at Yosemite in 1947 and married Ralph Parker, a Mono Lake Paiute and Miwuk from Yosemite. She credits her husband's grandmother, Lucy Telles -- a prominent basket maker, and other elders in her husband's family for teaching her how to cook acorn, how to appreciate the old ways and carry them on, and for giving her a desire to learn basketry. Julia knew that the best way to learn was to quietly sit, listen and watch as her elders worked. Julia was amazed to be living in Yosemite Valley.

"When I first came to Yosemite, we stayed with my husband's grandma in the Indian village. I got up early in the morning and would do a little circle, looking to the north, south, east, and west, and I would be amazed, thinking of where I was. I was orphaned at a young age. I never had a grandmother or a mother. Yosemite Valley was like a mother to me, taking care of me and keeping all the bad things away from me. I still feel like that when I go there," Julia said.

After trying to consult library books to learn basketry, Julia sought and absorbed the teachings of local basket makers. These women taught her when to gather basket weaving materials, such as willow, red-bud, tule, bracken fern and sedge. They also taught her how to make a variety of baskets, considering traditional

Indian homes contained about 20 different baskets, all intended for different purposes such as storage, animal trapping, food gathering, cooking or serving food.

Over time, Julia's patience and perseverance paid off in her basket weaving and she is now a world-renowned basket weaver. She was honored to present one of her baskets to Queen Elizabeth II and some of her work is displayed in the Smithsonian Institution in Washington, D.C.

"When I was asked to make a basket for Queen Elizabeth, it took me about one year. I thought, what kind of basket do I make for a queen? Not a cooking basket because she doesn't cook, not a gathering basket because she doesn't gather, and not a baby basket because she's a grandmother, like me. I thought, I'll make her a gift basket. It was an oblong gift basket with red bud trim," Julia said.

Through her success, Julia has remembered the lessons that her elders taught her and kept in tune with her Indian heritage, which she preserved by sharing it. She was not limited to doing this in Yosemite, but also taught basket weaving seminars and workshops, and gave demonstrations at elementary schools, colleges and museums, and co-wrote a book entitled *It Will Live Forever: Traditional Yosemite Indian Acorn Preparation*.

Although retired, she remains busy teaching basketry to those who want to learn and training her daughter and granddaughter to carry on the traditional art form.

"Older generations will look at baskets different. I look at baskets like the old people in a different time, just like my daughter is living in a different time and looks at a basket different and my granddaughter," Julia said. "There were really good women basket makers in Yosemite and I hope my granddaughter will write about them, her relatives, hopefully some day!"

On her first day of work Julia probably didn't know that while she shared Yosemite's legacy she would create one of her own. Considered one of Yosemite's cultural ambassadors, Julia has triggered imaginations, brought smiles, left lasting impressions and connected with so many people, that returning visitors to Yosemite often visit the Indian Cultural Exhibit with the hope of encountering Julia once again.

Julia has dedicated much of her life to keeping Yosemite's long-established and time-honored customs and traditions alive so that they are never forgotten. It is certain that she and her work will be missed; however, for those who are seeing Yosemite for the first time and feel inspired, she leaves this advice: "Take time to stop, look, and listen. We take from the earth with a please and give back to the earth with a thank you."

# Supporting Your Park

## Enhance the Visitor Experience

It takes a legion of people working together to protect this special park for you and future generations of visitors. You too can extend your connection to Yosemite well after you return home by getting involved with the organizations that partner to preserve Yosemite.

This publication was made possible by the Yosemite Park Partners listed on this page. Read more below or visit [www.yosemitepartners.org](http://www.yosemitepartners.org) to learn more about helping these organizations provide for the future of Yosemite National Park.



### The Ansel Adams Gallery



The Ansel Adams Gallery, owned by the family of photographer Ansel Adams since 1902, is a center that celebrates the arts and the natural grandeur of our environment. It cultivates an aesthetic appreciation and concern for our world by offering visitors a unique variety of literature and art, as well as programs that inspire creativity. Visit online at: [www.anseladamsgallery.com](http://www.anseladamsgallery.com).

### Delaware North at Yosemite



Delaware North at Yosemite (DN) operates hotels, restaurants, sightseeing tours, recreational activities, interpretive programs, stores, shuttles and service stations in the park under contract with the U.S. Department of the Interior. Delaware North encourages its employees to develop a strong relationship with the park during their tenure.

For more information and employment opportunities with DN at Yosemite, visit online at [www.YosemitePark.com](http://www.YosemitePark.com)

### NatureBridge



NatureBridge provides residential field science programs for youth in the world's most spectacular classroom - Yosemite National Park. Through active student engagement, our faculty teaches science, history, and the arts and gives these subjects context through personal experience. A NatureBridge learning adventure strives to foster a life-long connection to the natural world and responsible actions to sustain it. Find out more about our year-round programs for schools and summer programs for individual teens at [www.naturebridge.org/yosemite](http://www.naturebridge.org/yosemite)

### Yosemite Conservancy



Through the support of donors, Yosemite Conservancy provides grants and support to Yosemite National Park to help preserve and protect Yosemite today and for future generations. The work funded by Yosemite Conservancy is visible throughout the park, from trail rehabilitation to wildlife protection and habitat restoration. The Conservancy is dedicated to enhancing the visitor experience and providing a deeper connection to the park through outdoor programs, volunteering and wilderness services. Thanks to dedicated supporters, the Conservancy has provided more than \$92 million in grants to Yosemite National Park. Learn more at [yosemiteconservancy.org](http://yosemiteconservancy.org) or call 800/469-7275.

## Contact Us

**Yosemite National Park**  
PO Box 577  
9039 Village Drive  
Yosemite, CA 95389  
209/372-0200  
<http://www.nps.gov/yose/contacts.htm>

**The Ansel Adams Gallery**  
PO Box 455  
Yosemite, CA 95389  
209/372-4413  
209/372-4714 fax  
[www.anseladams.com](http://www.anseladams.com)

**Delaware North**  
PO Box 578  
Yosemite, CA 95389  
801/559-5000  
[www.yosemitepark.com](http://www.yosemitepark.com)

**Yosemite Conservancy**  
101 Montgomery Street,  
Suite 1700  
San Francisco, CA 94104  
800/469-7275  
415/434-0745 fax  
[www.yosemiteconservancy.org](http://www.yosemiteconservancy.org)

**NatureBridge**  
PO Box 487  
Yosemite, CA 95389  
209/379-9511  
209/379-9510 fax  
[www.yni.org](http://www.yni.org)

## Yosemite Volunteers: Serving Yosemite

Over 10,400 volunteers donated more than 163,000 hours of service to Yosemite last year, restoring native habitat, working in visitor centers, serving as camp hosts, studying wildlife, cleaning up litter and more. Would you like to serve? We have group and individual volunteer opportunities, both short term and long term. Learn more at: [www.nps.gov/yose/getinvolved/volunteer.htm](http://www.nps.gov/yose/getinvolved/volunteer.htm) or call the volunteer office at 209/379- 1850.



**Like us on Facebook**  
[facebook.com/YosemiteNPS](https://facebook.com/YosemiteNPS)



**Follow us on Twitter**  
[twitter.com/YosemiteNPS](https://twitter.com/YosemiteNPS)



**Follow us on Instagram**  
[instagram.com/YosemiteNPS](https://instagram.com/YosemiteNPS)



**Subscribe to us on YouTube**  
[youtube.com/yosemitenationalpark](https://youtube.com/yosemitenationalpark)

