



The Find Your Park campaign aims to engage the next generation of park visitors, supporters, and advocates for the National Park Service for the Centennial. *NPS Photo*



Experience Your America Yosemite National Park

Yosemite Guide March 1, 2016 - April 5, 2016

Yosemite Name Changes

Be aware that the names of the following facilities have been changed, the new names include:

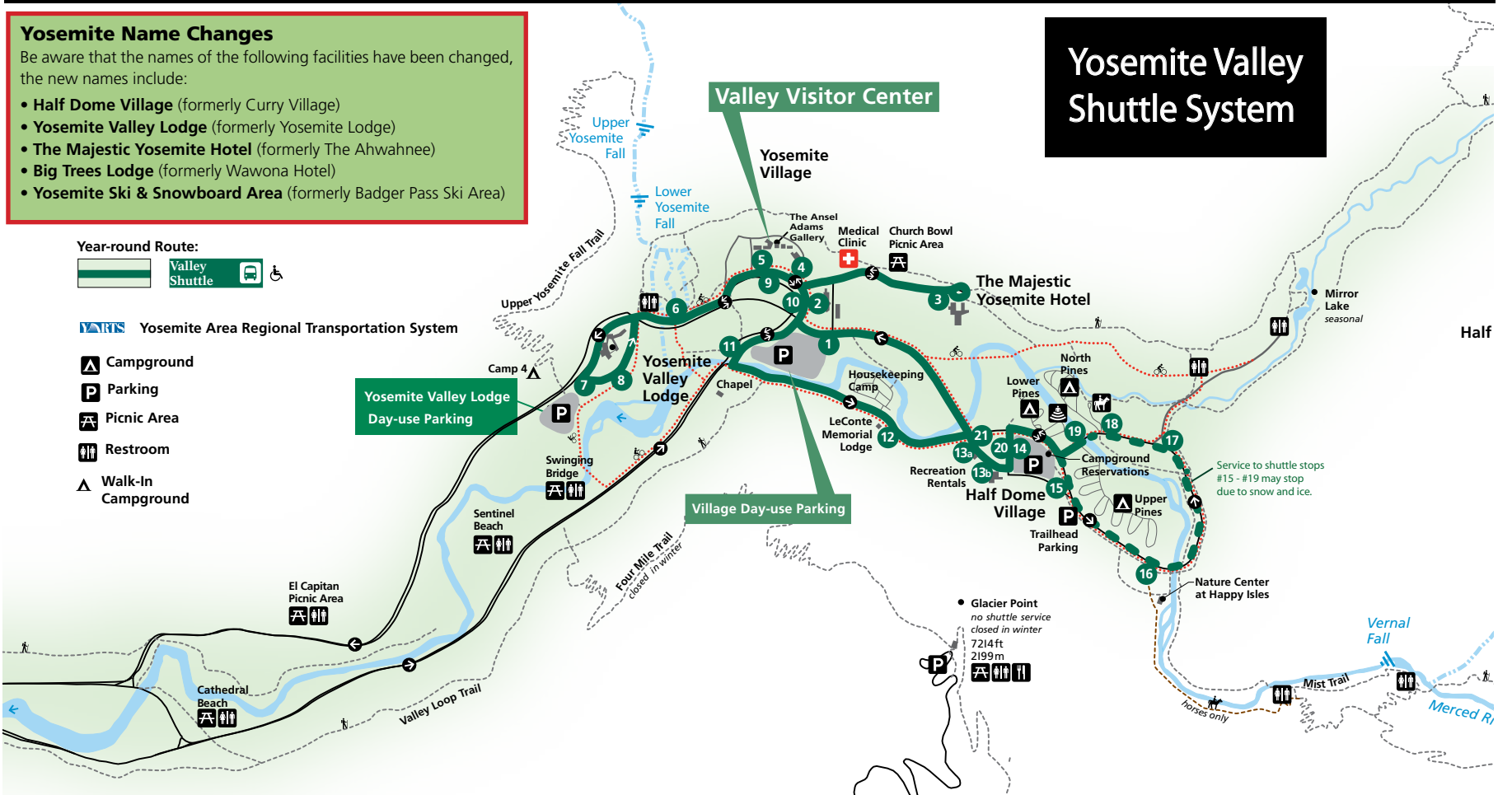
- **Half Dome Village** (formerly Curry Village)
- **Yosemite Valley Lodge** (formerly Yosemite Lodge)
- **The Majestic Yosemite Hotel** (formerly The Ahwahnee)
- **Big Trees Lodge** (formerly Wawona Hotel)
- **Yosemite Ski & Snowboard Area** (formerly Badger Pass Ski Area)

Year-round Route:



YARS Yosemite Area Regional Transportation System

- ▲ Campground
- P Parking
- Ⓜ Picnic Area
- ♿ Restroom
- ▲ Walk-In Campground



The Yosemite Valley Visitor Shuttle operates from 7 am to 10 pm and serves stops in numerical order. Shuttles run daily every 20 to 30 minutes, depending on time of day. In the event of snow and ice, busses may suspend service to shuttle stops #15 - #19.

Stop #	Location	Stop #	Location	Stop #	Location
1	Visitor Parking	8	Yosemite Valley Lodge	16	Happy Isles
2	Yosemite Village	11	Sentinel Bridge	17	Mirror Lake Trailhead
3	The Majestic Yosemite Hotel	12	LeConte / Housekeeping Camp	18	Stable
4	Degnan's Deli	13a, 21	Recreation Rentals	19	Pines Campgrounds
5	Valley Visitor Center	13b	Half Dome Village		
6	Lower Yosemite Fall	14	Half Dome Village Parking		
7	Camp 4	15	Upper Pines Campground		



CENTENNIAL HIGHLIGHTS

Yosemite National Park



Celebrating 100 Years of Service

The National Park Service turns 100-years-old on August 25, 2016! The Centennial will kick off a second century of stewardship of America's national parks and engaging communities through recreation, conservation, and historic preservation programs. Join the celebration to explore, learn, discover, be inspired, or simply have fun in over 400 national parks. Visit www.nps.gov/yose/anniversary or www.FindYourPark.com to find more information about celebration events happening in Yosemite throughout the year.

NPS Centennial at Yosemite Calendar

April 16-24, 2016

National Park Week

Free admission to all National Parks. National Park Week is America's largest celebration of national heritage. It's about making great connections, exploring amazing places, discovering open spaces, enjoying affordable vacations and enhancing America's best idea—the national parks!

April 23, 2016

Yosemite Earth Day and Junior Ranger Day celebration

Enjoy games, interactive activities, volunteer opportunities and demonstrations that allow you to experience how the park and its partners practice sustainability in Yosemite.

May 29, 2016

90th Anniversary of the Yosemite Museum

June 4, 2016

National Trails Day

Join in on the country's largest celebration of trails. More details to come.

August 25, 2016

NPS 100th Anniversary

Celebrate with us. More details to come.

August 25-28, 2016

NPS Birthday Weekend

Free admission to all National Parks in honor of the NPS Centennial.

September 21-25, 2016

Yosemite Facelift

Join the National Park Service and the Yosemite Climbing Association for this official National Public Lands Day event, volunteering to pick up litter and performing special projects to help clean up Yosemite.

September 24, 2016

National Public Lands Day

Free admission to all National Parks.

November 11, 2016

Veterans Day

Free admission to all National Parks.

2016 Rose Parade

The National Park Service launched into its Centennial year by participating in the 127th Tournament of Roses Parade in Pasadena, Calif., on January 1, 2016.



Yosemite Park Ranger Adrienne Freeman, Yosemite Superintendent Don Neubacher, NPS Director Jonathan Jarvis. Yosemite National Park would like to thank the Yosemite Conservancy for their generous support in Yosemite's Rose Parade participation. NPS Photo



2015 Rose Parade. NPS Photo

The centennial will kick off a second century of stewardship of America's national parks and engaging communities through recreation, conservation, and historic preservation programs.

Several dozen National Park Service uniformed employees, including NPS Director Jonathan Jarvis, Yosemite Superintendent Don Neubacher, Park Rangers, U.S. Park Police officers, packers, Buffalo Soldiers, junior rangers, volunteers, and partners, all walked the 5-mile parade route, waving at the cheering crowd.

In honor of the NPS Centennial, the Rose Parade theme was "Find Your Adventure," and all participants were encouraged to be inspired by the National Park Service's natural, cultural, and historic sites, when creating their floats.

Yosemite Instameet Snowshoe Walk

On January 30, 2016, many visitors "found their park" at the Centennial Snowshoe



Visitors declaring they "found their park" at the Centennial Snowshoe Instameet held in Yosemite in late January. NPS Photo

Instameet that Yosemite National Park and partners hosted to welcome 2016 and to celebrate all of the snow Yosemite has had!

FIND YOUR PARK

The National Park Service and the National Park Foundation invite you to Find Your Park and discover the national parks and programs in your own backyard. Visit www.FindYourPark.com to find more information about NPS Centennial events happening in a national park near you, throughout the year, and also to share your pictures and stories once you've found your park.



Satisfied visitors after having "found their park" while snowshoeing at the Yosemite Ski and Snowboard Area. NPS Photo

Every Kid In A Park

Fourth graders, grab your family and go enjoy your national parks for FREE! The Every Kid In A Park initiative was launched to help the next generation of park visitors and supporters create positive attitudes towards public lands and to give every child the chance to explore America's great outdoors and unique history. Visit www.everykidinapark.gov for more information.



FREE Interagency 4th Grade Pass

A free annual pass for 4th grade students to have free access to any federal land or water during the school year from September 1 to August 30. Present a paper voucher at any park entrance to obtain the pass. Visit www.everykidinapark.gov for details.

Get Outdoors with Yosemite Conservancy

Are you looking for a memorable way to experience Yosemite, tailored to your interests and ability? Our expert naturalist-guides will enhance your understanding of the park as you walk among Yosemite's famous cliffs, trees and waterfalls. Whether you want to explore the park's flora and fauna while taking a gentle saunter along the river or learn about Yosemite's geology during an exhilarating hike, we'll help you create the perfect outdoor experience. Contact us to plan a Custom Adventure for your family or group. Visit yosemiteconservancy.org/adventures or 209/379-2317 x10 to find your adventure today.

Yosemite Art Center Workshops

Yosemite Conservancy invites you to participate in one of our enriching and fun plein air art sessions held Monday-Saturday in Yosemite Valley. There is a \$10 registration fee per workshop per person. To sign up in advance, call 209/372-1442. Walk-ins are welcome when space is available. Workshops begin at 9:45am at the Yosemite Art Center (next to the Village Store), and end at 2pm. The center is open daily from 9am to 4:30pm (closed at noon for lunch) – come by and browse our selection of art supplies, gifts and original artwork! See page 6 for details.

Take a Photography Class

Learn how to best capture the landscape of Yosemite by joining a photography expert from The Ansel Adams Gallery. Several classes are offered each week. Some require fees. Learn more and sign up at the Ansel Adams Gallery in Yosemite Village. Shuttle stops #5 and #9. See pages 4 and 5.

Lose something in Yosemite?

File a lost report by sending an email to yose_lostandfound@nps.gov.

Discover Yosemite

Let your curiosity guide you to new places

Entrance Fees

Non-commercial car, pickup truck, RV, or van with 15 or fewer passenger seats - Valid for 7 days

(No per-person fee)

\$30/vehicle April through October

\$25/vehicle November through March

Motorcycle Valid for 7 days

\$20/motorcycle

Individual Valid for 7 days

\$15, (In a bus, on foot, bicycle, or horse)

Yosemite Park Pass \$60

Valid for one year in Yosemite.

Interagency Annual Pass \$80

Valid for one year at all federal recreation sites.

Interagency Senior Pass \$10

(Lifetime) For U.S. citizens or permanent residents 62 and over.

Interagency Access Pass (Free)

(Lifetime) For permanently disabled U.S. citizens or permanent residents.

Interagency Military Pass (Free)

(Annual) For active duty U.S. military and dependents

Interagency 4th Grade Pass (Free)

(Annual) For fourth graders and their families. Must present paper voucher.

Reservations

Campground Reservations

877/444-6777

www.recreation.gov

Lodging Reservations

888/413-8869

www.travelyosemite.com

Group Sales Office: 888/339-3481

Regional Info

Yosemite Area Regional Transportation System (YARTS)
www.yarts.com

Highway 120 West

Yosemite Chamber of Commerce

800/449-9120 or 209/962-0429

Tuolumne County Visitors Bureau

800/446-1333

www.tcvb.com Highway 41

Yosemite Sierra Visitors Bureau

559/683-4636

www.yosemitethisyear.com

Highway 132/49

Coulterville Visitor Center

209/878-3329

Highway 140/49

Calif. Welcome Center, Merced

800/446-5353 or 209/724-8104

www.yosemite-gateway.org

Mariposa County Visitor Center

866/425-3366 or 209/966-7081

Yosemite Mariposa County Tourism Bureau

209/742-4567

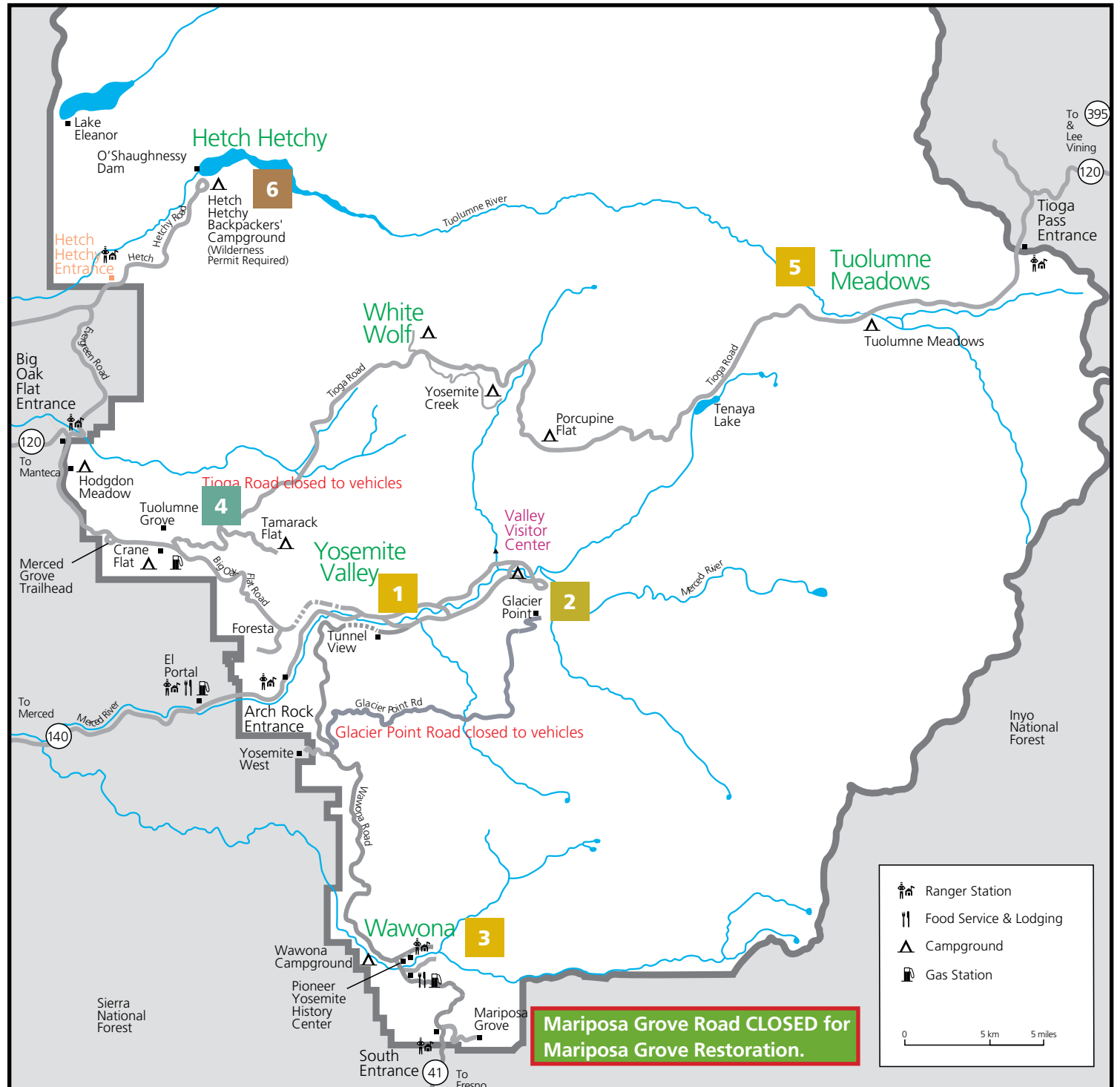
www.homeofyosemite.com

Highway 120 East

Lee Vining Chamber of Commerce and Mono Lake Visitor Center,

760/647-6629

www.leevining.com



Yosemite Valley

1 Yosemite Valley is world-famous for its impressive waterfalls, cliffs, and unusual rock formations. It is open year round and may be reached via Highway 41 from Fresno, Highway 140 from Merced, Highway 120 West from Manteca, and via the Tioga Road (Highway 120 East) from Lee Vining. The Valley is known for massive cliff faces like El Capitan and Half Dome, its plunging waterfalls including the tallest in North America, and its attractive meadows. While Yosemite Falls will be dry until rain and snow recharge it, a moderate hike will take you to Vernal and Nevada Falls. Yosemite's meadows are great places to see wildlife and to photograph the winter scenery. Admire El Capitan, the massive granite monolith that stands 3,593 feet from base to summit. Whether you explore the Valley by foot, car or with a tour, the scenery will leave you in awe and eager to see what's around the next corner.



Yosemite Valley after snowfall. Photo by Christine Loberg

Glacier Point Road

2 Glacier Point, an overlook with a commanding view of Yosemite Valley, Half Dome, and Yosemite's high country, is located 30 miles (a one-hour drive) from Yosemite Valley. The road stays open as weather permits, however, overnight parking along it ends October 15. *Glacier Point Road closes beyond the Yosemite Ski and Snowboard Area after the first significant snow fall.* When the road is snow-covered and conditions permit, a system of cross-country ski tracks are maintained on it. From Yosemite Valley, take the Wawona Road (Highway 41), then turn left onto Glacier Point Road. At Glacier Point, when the road is open, a short, paved, and wheelchair-accessible trail takes you to an exhilarating view looking down 3,214 feet into Yosemite Valley.

Wawona and Mariposa Grove

3 The Mariposa Grove of Giant Sequoias is located 36 miles (1¼ hours) south of Yosemite Valley via the Wawona Road (Highway 41), two miles from the park's south entrance station. *As of July 6, 2015, the Mariposa Grove of Giant Sequoias is closed for restoration, see page 7 for details.* The nearby Pioneer Yosemite History Center in Wawona is a collection of historic buildings associated with people and events that shaped the national park idea in Yosemite. For more information about hiking trails in the Wawona area, visit the Wawona Visitor Center at Hill's Studio, adjacent to the Big Trees Lodge. This was once a painting studio for the 19th-century artist Thomas Hill.

Crane Flat and Tuolumne Grove

4 Crane Flat is located 16 miles from Yosemite Valley at the junction of the Big Oak Flat and Tioga Roads. A number of hikes through pleasant meadows are available—when snow covers the ground these turn into delightful ski and snowshoe tracks. To see giant sequoias, park at the Tuolumne Grove parking area located on the Tioga Road, and walk one steep mile down to the Tuolumne Grove of Giant Sequoias. Or, park at Merced Grove trailhead and walk two steep miles down to this small grove. These groves north of Yosemite Valley are smaller than the more-famous Mariposa Grove, but are quieter and off limits to vehicles. Remember that the walk down is easier than the walk back up.

Tuolumne Meadows and Tioga Road

5 The Tioga Road offers a 39-mile scenic drive past forests, meadows, lakes, and granite domes. *The road closes after the first big snowfall, and overnight parking ends on October 15.* The road's elevation ranges from 6,200 to just under 10,000 feet. Tuolumne Meadows embodies the high-country of the Sierra Nevada. The Wild and Scenic Tuolumne River winds through broad sub-alpine meadows surrounded by granite domes and peaks. It is the jumping off place for countless hikes, whether you venture out for a day or a week. In winter, Tuolumne Meadows is often reached by skiers via the Snow Creek Trail from the Mirror Lake trailhead, a short distance east of Yosemite Valley.

Hetch Hetchy

6 Hetch Hetchy Reservoir, a source of drinking water and hydroelectric power for the City of San Francisco, is home to spectacular scenery and the starting point for many wilderness trails. The area's low elevation makes it a good place to hike in autumn and winter. The Hetch Hetchy Reservoir is located 40 miles (1 hour 15 minutes) from Yosemite Valley via the Big Oak Flat Road (Highway 120W) and the Evergreen Road. The Hetch Hetchy Road is open from 8am to 7pm through October 31, then 8am to 5pm through March 31. Wilderness permits and bear canisters are available while the road is open. Vehicles and/or trailers over 25 feet long, and RVs and other vehicles over 8 feet wide are not permitted on the narrow, winding Hetch Hetchy Road.

DID YOU KNOW:

- The National Park Service turns 100 years old on August 25th, 2016.
- The National Park Service manages 409 diverse units and counting!
- National parks are public lands, which means they belong to you (yes, you reading this!).
- The National Park Service doesn't only manage its park units - it also runs education programs, local community projects, partnerships, and more.
- Findyourpark.com allows you to share your park stories via social media and actively contribute to the national park story.
- Centennial celebrations will be happening at national park sites all across the country, all year! Keep your eyes out for them and join us in celebrating!




The view from Glacier Point. NPS Photo



Snow at Wawona's covered bridge. Photo by Christine White Loberg



Tuolumne Meadows deep freeze. Photo by Wendy Malone



Hetch Hetchy Reservoir. Photo by Erik Skindrud

Winter Weather and Driving in Yosemite

The Tioga, Glacier Point, and Mariposa Grove Roads are closed each year from after the first significant snowfall to late May or early June. Other roads are generally plowed and maintained, but can close or present delays during storms. Motorists are advised to always carry chains and check weather and road conditions before travel. Icy and wet roadways can exist throughout the park! To check road conditions, call 209/372-0200 for roads inside the park and 800/427-7623 or visit www.dot.ca.gov for highways connecting to Yosemite, outside the park.

Chain Control Information:

You must have tire chains or cables in your possession when entering a designated chain control area, **even if you're driving a four-wheel drive or rental vehicle.**

AUTOS & PICKUPS
SNOW TIRES OK
CARRY CHAINS

R1 - Chains Required, unless you are driving a car, pickup truck, or SUV weighing less than 6,000 pounds AND your auto or pickup has mud/snow tires installed. (look for "M+S" on the wall of the tire)

4W DRIVE WITH
SNOW TIRES OK
CARRY CHAINS

R2 - Chains Required, unless you are driving a car, pickup truck, or SUV weighing less than 6,500 pounds AND your car has snow tires installed on all four wheels AND has four-wheel drive or all-wheel drive engaged.

NO EXCEPTIONS

R3 - Chains Required, on ALL vehicles (chains on 2 wheels of a 4-wheel drive).

Yosemite Valley

Spectacular vistas in the heart of the park



Floy Zittin, White Headed Woodpeckers, watercolor on wood, on display at Yosemite Renaissance 31 Exhibition

Experience the Incomparable Yosemite Valley

Yosemite Valley embraces one of the world's most outstanding concentrations of waterfalls, granite walls, meadows, wildflowers, and trees. The Valley also harbors a rich collection of human stories, from American Indian lore to the birth of the National Park movement.

Yosemite Valley Visitor Center and Bookstore

The Yosemite Valley Visitor Center and Yosemite Conservancy Bookstore are open from 9am to 5pm. They are located west of the main post office, near shuttle stops #5 and #9. The facility offers information, maps, and books. Explore the exhibits and learn how Yosemite's landscape formed and how people interact with it.

YOSEMITE FILMS

Two films are shown daily, every half-hour beginning at 9:30am (except on Sundays, when the first showing is at noon). The last film is at 4:30pm. Ken Burns' *Yosemite: A Gathering of Spirit* plays on the hour and *The Spirit of Yosemite* plays on the half-hour, in the Theater behind the Yosemite Valley Visitor Center

WILDERNESS PERMITS

Wilderness permits are required year-round. Permits and bear canisters are available at the Yosemite Valley Visitor Center daily from 9am to 5pm. For more information on wilderness travel and safety please see page 8.

Yosemite Museum

Located in Yosemite Village next to the Valley Visitor Center. The museum is open daily from 9am to 5pm, *may close for lunch*.

INDIAN CULTURAL EXHIBIT

Interprets the cultural history of Yosemite's Miwok and Paiute people from 1850 to the present. The Indian Cultural Museum is open from 9am to 5pm, *may close for lunch*.

YOSEMITE MUSEUM STORE

The store offers books and traditional American Indian arts, crafts and jewelry. Open daily from 9am to 5pm, *may close for lunch*.

The Ansel Adams Gallery

The Ansel Adams Gallery is open daily from 10am to 5pm, from 9am to 5pm beginning March 13. The gallery offers the work of Ansel Adams, contemporary photographers, and other artists. See page 5 for photo walk and other event times. For more information call 209/372-4211 or visit www.anseladams.com.

EXHIBIT

Wild Winter

January 4, 2016 - March 5, 2016

Of all seasons, the unpredictability and invigorating light of Winter seems to inspire the artist's mind. The iconic Ansel Adams photograph, *Clearing Winter Storm*, stands as precedent. From January 4, 2016 through March 5, 2016, The Ansel Adams Gallery will exhibit *Wild Winter*, featuring photographic works from our distinguished collective of photographers. We hope you have a chance to stop by to enjoy the show. All exhibited works will be available for purchase with shipping options available.

NEW EXHIBIT

Charles Cramer: 40 Years of Photography

March 6, 2016 - April 23, 2016

Charles Cramer is widely regarded as one of the great photographers actively working today, as well as a master printer from his days with Gelatin Silver and Dye Transfer to his digital printing methods. For 40 years, Mr. Cramer has explored and photographed the iconic milieus of Yosemite and Zion to the new frontiers like Antarctica. In celebration of his momentous career, The Ansel Adams Gallery will be hosting a new exhibition titled, "Charles Cramer: 40 Years in Photography," which will feature works made between 1976 and 2016. The exhibition will open on March 6 and go through April 23, 2016. We hope you get an opportunity to stop by and see Mr. Cramer's work in person in Yosemite.

Yosemite Renaissance 31 Art Exhibition

Yosemite Renaissance is an annual exhibit, now in its thirty-first year, which encourages diverse artistic interpretations of Yosemite and the Sierra Nevada. Its goal is to bring together the works of serious contemporary artists that do not simply duplicate traditional representations but establish a continuum with past generations of Yosemite artists. For this year's competitive exhibit there were 973 entries, resulting in an exhibition of 55 paintings, photographs and three-dimensional works by artists throughout the country. Yosemite Renaissance 31 opens on February 27 at the Yosemite Museum Gallery and continues through May 1, 2016. The Museum Gallery is open from 10am to Noon and 1pm to 4pm daily.



Yosemite Chapel, built in 1879. NPS Photo

POST OFFICE

Yosemite Village

Main Office
Monday - Friday, 8:30am to 5pm
Saturday, 10am to noon

Yosemite Valley Lodge

Post Office
Monday - Friday, 12:30pm to 2:45pm

El Portal

Post Office
Monday - Friday, 8:30am to 5pm
closed for lunch from 12:30pm to 1:30pm

Wawona Post Office

Monday - Friday, 9am to 5pm
Saturday, 9am to noon

BOOKS, GIFTS, & APPAREL

Yosemite Village

The Ansel Adams Gallery
10am to 5pm,
9am to 5pm beginning March 13
Yosemite Conservancy Bookstore
Inside Yosemite Valley Visitor Center
9am to 5pm
Yosemite Museum Store
9am to 5pm, *may close for lunch*
Yosemite Art Center
9am to 4:30pm, *beginning March 21*
Village Store
8am to 10pm

The Majestic Yosemite Hotel

Gift Shop
8am to 10pm
Sweet Shop
7am to 10pm

Yosemite Valley Lodge

Gift/Grocery
8am to 7pm
8am to 8pm, beginning March 10

Half Dome Village

Yosemite Mountain Shop
8:30am to 6:30pm
8am to 8pm, beginning March 10
Gift/Grocery
8am to 8pm
8am to 10pm, beginning March 10

Wawona Area

Big Trees Hotel Store and Pioneer Gift Shop
8am to 5pm

SHOWERS AND LAUNDRY

Half Dome Village Showers
Open 24 hours
Housekeeping Camp Laundromat
8am to 10pm, *conditions permitting*

Events and Programs

Where to go and what to do

YOSEMITE VALLEY	
Sunday	9:00am Snowshoe Yosemite: Valley Vistas Atop Dewey Point (March 20 Only) 8 hrs. Requires advanced reservation, please call 209/379-2317 x10. (YC) \$
	9:00am Day Hike Through Spring Canyon Wildflowers (April 3 Only) 6 hrs. Requires advanced reservation, please call 209/379-2317 x10. (YC) \$
	9:00am Adventure Snowshoe Hike - Dewey point 7 hrs. Tickets/info at any tour desk. Yosemite Ski & Snowboard Area Cross Country Center. (YH) \$
	10:00am JUNIOR RANGER TALK 15 mins. Front of Yosemite Valley Visitor Center, near shuttle stops #5/#9. (NPS) ♿
	10:30am Snowshoe Walk – Explore the Forest in Winter 2 hrs. Conditions permitting, meet at Yosemite Ski & Snowboard Area Ranger Station A-frame. for naturalist tour of winter landscape. Bring warm clothing; Snowshoes provided. (NPS)
	1:30pm Beginner Art Workshop (March 27 and April 3 Only) 2.5 hrs. Yosemite Art Center. (YC) \$
2:00pm Ranger Walk – Bears 1.5 hrs. Shuttle stop #6. (NPS) ♿	
Monday	9:00am Camera Walk 1.5 hrs. Sign up in advance at The Ansel Adams Gallery and meet at The Majestic Yosemite Hotel. (TAAG) ♿
	9:45am Art Workshop (March 21, 28 and April 4 Only) 4 hrs. Yosemite Art Center. See page 6 for more information. (YC) \$
	10:30am Snowshoe Walk – Explore the Forest in Winter (Except April 4) 2 hrs. Conditions permitting, meet at Yosemite Ski & Snowboard Area Ranger Station A-frame. for naturalist tour of winter landscape. Bring warm clothing; Snowshoes provided. (NPS)
	1:00pm Ansel Adams’ Legacy and Your Digital Camera Photography Class (April 4 Only) 4 hrs. Sign up and meet at The Ansel Adams Gallery. (TAAG) \$
2:00pm Ranger Walk – Yosemite’s First People 1.5 hrs. Front of Yosemite Museum, near shuttle stops #5/#9. (NPS) ♿	
Tuesday	9:00am Camera Walk 1.5 hrs. Sign up in advance and meet at The Ansel Adams Gallery. (TAAG) ♿
	9:45am Art Workshop (March 22, 29 and April 5 Only) 4 hrs. Yosemite Art Center. See page 6 for more information. (YC) \$
	10:30am Snowshoe Walk – Explore the Forest in Winter (Except April 5) 2 hrs. Conditions permitting, meet at Yosemite Ski & Snowboard Area Ranger Station A-frame. for naturalist tour of winter landscape. Bring warm clothing; Snowshoes provided. (NPS)
	1:00pm In the Footsteps of Ansel Adams Photography Class 4 hrs. Sign up and meet at The Ansel Adams Gallery. (TAAG) \$
2:00pm Ranger Walk – Geology 1.5 hrs. Front of Yosemite Valley Visitor Center, near shuttle stop #5/#9 (NPS) ♿	
Wednesday	9:00am Adventure Snowshoe Hike-Dewey point 7 hrs. Tickets/info at any tour desk. Yosemite Ski & Snowboard Area Cross Country Center. (YH) \$
	9:45am Art Workshop (March 23 and 30 Only) 4 hrs. Yosemite Art Center. See page 6 for more information. (YC) \$
	10:00am JUNIOR RANGER TALK 15 mins. Front of Yosemite Valley Visitor Center, near shuttle stops #5/#9. (NPS) ♿
	10:30am Snowshoe Walk – Explore the Forest in Winter 2 hrs. Conditions permitting, meet at Yosemite Ski & Snowboard Area Ranger Station A-frame. for naturalist tour of winter landscape. Bring warm clothing; Snowshoes provided. (NPS)
	1:00pm Ansel Adams’ Legacy and Your Digital Camera Photography Class 4 hrs. Sign up and meet at The Ansel Adams Gallery. (TAAG) \$
2:00pm Ranger Walk – Inspiring Generations 1.5 hrs. Front of Yosemite Valley Visitor Center, near shuttle stops #5/#9. (NPS) ♿	
7:00 pm Ranger Program 1 hr. Check local listings for topic & venue. Yosemite Valley Lodge. (NPS) ♿	
Thursday	9:00am Camera Walk 1.5 hrs. Sign up in advance and meet at The Ansel Adams Gallery. (TAAG) ♿
	9:45am Art Workshop (March 24 and 31 Only) 4 hrs. Yosemite Art Center. See page 6 for more information. (YC) \$
	10:30am Snowshoe Walk – Explore the Forest in Winter 2 hrs. Conditions permitting, meet at Yosemite Ski & Snowboard Area Ranger Station A-frame. for naturalist tour of winter landscape. Bring warm clothing; Snowshoes provided. (NPS)
	1:00pm Using Your Digital Camera 4 hrs. Sign up and meet at The Ansel Adams Gallery. (TAAG) \$
2:00pm Ranger Walk – Trees 1.5 hrs. The Majestic Yosemite Hotel, shuttle stop #3. (NPS) ♿	
Friday	9:00am Yosemite Exploration: Mysteries of Yosemite Valley’s West End (April 1 Only) 8 hrs. Requires advanced reservation, please call 209/379-2317 x10. (YC) \$
	9:45am Art Workshop (March 25 and April 1 Only) 4 hrs. Yosemite Art Center. See page 6 for more information. (YC) \$
	10:30am Snowshoe Walk – Explore the Forest in Winter 2 hrs. Conditions permitting, meet at Yosemite Ski & Snowboard Area Ranger Station A-frame. for naturalist tour of winter landscape. Bring warm clothing; Snowshoes provided. (NPS)
	10:30am Ranger Program – Yosemite Inside (March 4, 18 and 25 Only) 1 hr. Check local listings for topic. Yosemite Valley Auditorium, behind Yosemite Valley Visitor Center. (NPS) ♿
	1:30pm FAMILY CRAFTS PROGRAM (March 25 and April 1 Only) 2 hrs. Drop-in session at Yosemite Art Center. (YC) \$
	2:00pm Ranger Walk – Wildlife 1.5 hrs. Front of Yosemite Valley Visitor Center, near shuttle stops #5/#9. (NPS) ♿
7:00pm Film - Ansel Adams 1 hr. Check local listing for venue. (TAAG) ♿	
Saturday	8:30am Tuolumne Sequoia Grove Adventure Hike 5-7 hrs. Transportation is included. Tickets/info at any tour desk. Yosemite Valley Lodge front desk. (YH) \$
	9:00am Snowshoe Yosemite: Winter Ecology at Tuolumne Grove (March 19 Only) 8 hrs. Requires advanced reservation, please call 209/379-2317 x10. (YC) \$
	9:00am Camera Walk 1.5 hrs. Sign up in advance and meet at The Ansel Adams Gallery. (TAAG) ♿
	9:45am Art Workshop (March 26 and April 2 Only) 4 hrs. Yosemite Art Center. See page 6 for more information. (YC) \$
	10:00am JUNIOR RANGER TALK 15 mins. Front of Yosemite Valley Visitor Center, near shuttle stops #5/#9. (NPS) ♿
	10:30am Snowshoe Walk – Explore the Forest in Winter 2 hrs. Conditions permitting, meet at Yosemite Ski & Snowboard Area Ranger Station A-frame. for naturalist tour of winter landscape. Bring warm clothing; Snowshoes provided. (NPS)
	10:30am Ranger Program – Yosemite Inside (March 5, 12, 19, and 26 Only) 1 hr. Check local listings for topic. Yosemite Valley Auditorium, behind Yosemite Valley Visitor Center. (NPS) ♿
	1:00pm In the Footsteps of Ansel Adams Photography Class 4 hrs. Sign up and meet at The Ansel Adams Gallery. (TAAG) \$
1:30pm FAMILY CRAFTS PROGRAM (March 26 and April 2 Only) 2 hrs. Drop-in session at Yosemite Art Center. (YC) \$	
2:00pm Ranger Walk –Ahwahneechee Stories and Games 1.5 hrs. Front of Yosemite Museum, near shuttle stop #5/#9 (NPS) ♿	

Programs printed in ALL CAPS AND COLOR are especially for children and their families.

Access for People with Disabilities



Accessible parking, lodging, tours, and activities are available throughout the park.

For a complete list of accessible services, recreational opportunities, and exhibits, pick up an updated Yosemite Accessibility Guide which is available at park entrance stations, visitor centers, and online at www.nps.gov/yose/playourvisit/accessibility.htm, or call a park Accessibility Coordinator at 209/379-1035 for more information.

Accessible parking spaces are available just west of the Yosemite Valley Visitor Center. To reach these, enter the Valley on Southside Drive. Turn left on Sentinel Drive. Turn left on Northside Drive, and follow the blue and white signs.



Sign Language interpreting is available upon request. Contact Deaf Services at 209/379-5250 (v/txt). Two weeks advance notice is requested. Assistive Listening Devices are available upon advance request, inquire at a visitor center.



Audio tours are available for the Yosemite Valley Visitor Center and the Mariposa Grove of Giant Sequoias. Refer to the Accessibility Guide, or contact an Accessibility Coordinator for more information.

- NPS** National Park Service
- YH** Yosemite Hospitality LLC
- TAAG** The Ansel Adams Gallery
- YC** Yosemite Conservancy
- \$** Programs offered for a fee

Things to Do

Yosemite Valley and Beyond



Yosemite Ski and Snowboard Area A-frame/ NPS Photo

Yosemite in Winter

NATURALIST PROGRAMS

Naturalists give walks and talks about Yosemite's natural and cultural history, every day. See page 5 for scheduled walks, talks, and evening programs.

RANGER PROGRAM –YOSEMITE INSIDE

Join a ranger in an indoor venue for an in-depth look into a Yosemite topic. Topics will vary from Yosemite wildlife, to climbing, to Yosemite artists. See page 5 for schedule and visit the Yosemite Valley Visitor Center for specific topics.

WALKING AND HIKING

Yosemite Valley has a wide range of walking and hiking possibilities. Stop by a visitor center for trail maps and current trail conditions, or see page 9 for a list of popular Valley day hikes.

SIGHTSEEING

Some of the famous landmarks in Yosemite Valley include:

- **Lower Yosemite Fall** is an easy 30-minute loop trail starting from shuttle stop #6. (Both Upper and Lower Yosemite Falls will be dry until rain and snow return.) This hike features educational exhibits and a picnic area, and is accessible to the mobility impaired.
- **Bridalveil Fall** is a year-round waterfall that can be visited on your way into or out of the Valley. Winds, swirling about the cliff, blow the wispy water into a delicate free-fall.
- **El Capitan** is a massive granite monolith that stands 3,593 feet from base to summit. From spring to fall, climbers come from all over the globe to scale El Capitan. *Please stay on foot paths to avoid damaging delicate meadows.*
- **Half Dome**, Yosemite's most distinctive monument dominates most views in Yosemite Valley. Forces of uplift, erosion from rivers and glaciers, and rockfall all shaped this iconic feature into what we see

today. Cook's Meadow, Sentinel Bridge and Glacier Point all provide stunning views of Half Dome.

- **Happy Isles** is easily reached by the free shuttle bus at stop #16. Cross the footbridges onto the Isles or wander through outdoor exhibits detailing Yosemite's geologic story. *Shuttle busses may not go to stop #16 when road is snow-covered or icy.*
- **Tunnel View**, along the Wawona Road (Hwy 41), provides a view that showcases Yosemite Valley. Capture breathtaking views of El Capitan, Bridalveil Fall and Half Dome. It is particularly spectacular at sunset or after the clearing of a storm.

TOURS

Tours listed depart from Yosemite Valley Lodge, weather permitting. Check the Tour and Activity Desk for times.

The Valley Floor Tour is a 26-mile, two-hour, guided tour of Yosemite Valley. It departs several times daily. Inquire at the Tour and Activity Desk in the Yosemite Valley Lodge, 7:30 am to 7pm.

Yosemite Conservancy Outdoor Adventures (YC)

Yosemite Conservancy is passionate about sharing the wonders of Yosemite through our year-round Outdoor Adventures. From backpacking to botany and birding, our wide range of programs offers something for every Yosemite adventurer.

- | | |
|-----------|--|
| March 5-6 | Snowshoe Yosemite: Winter Ecology & Survival at Tuolumne Grove |
| March 19 | Snowshoe Yosemite: Winter Ecology at Tuolumne Grove |
| March 20 | Snowshoe Yosemite: Valley Vistas atop Dewey Point |
| April 1 | Yosemite Exploration: Mysteries of Yosemite Valley's West End |
| April 3 | Day Hike through Spring Canyon Wildflowers |

Find detailed information and register for your adventure at yosemiteconservancy.org/ adventures or call 209/379-2317 x10. Camping and park entry are included; additional lodging

options are available. Custom Adventures can also be arranged for individuals, families and groups. Proceeds support Yosemite Conservancy's work in the park; preserving and protecting Yosemite for generations to come.

Yosemite Conservancy Art Center Workshops (YC)

Yosemite Conservancy invites you to join one of our celebrated artists for a hands-on art experience in Yosemite Valley. Starting March 21, 2016 art workshops are offered Monday through Saturday at 9:45am and ending at 2pm.

- | | |
|------------------|---|
| March 21-26 | Creating a Mixed Media Landscape with Mariko Lofink |
| March 28-April 2 | Paint Yosemite in Watercolor with Doug Castleman |
| April 4-9 | Dramatic Watercolor with Thor Ericson |

All workshops meet at the Yosemite Art Center, located next to the Village Store in Yosemite Village. The registration fee is \$10 per participant per day, and art supplies are available for purchase. Workshops are typically held outside (weather and media permitting). Find detailed information at yosemiteconservancy.org/yosemite-art-center.

Winter Sports

YOSEMITE SKI & SNOWBOARD AREA (FORMERLY BADGER PASS)

Open daily from 9am to 4pm, weather and conditions permitting, Live information about winter sports is available by calling 209/372-8430, or recorded information is available at 209/372-1000. *Closes for the season April 3, weather and conditions permitting.*

- Lift Operation - 9am to 4pm
- Lift Tickets - 8:30am to 4pm
- Ski School Desk - 8:30am to 4pm
- Rental Shop - 8:30am to 4pm
- Tubing - 11:30 am and 2pm
- Skiers Grill - 8am to 4pm
- Snowflake Room - 8am to 4pm, *weekends and holidays only.*
- Sport Shop - 9am to 4pm

RANGER LED SNOWSHOE WALKS

Enjoy a ranger led tour of Yosemite's winter landscape, conditions permitting. All ranger led snowshoe walks meet at Yosemite Ski & Snowboard Area Ranger Station A-frame. Bring warm clothing; Snowshoes provided. See schedule on page 5.

YOSEMITE SKI & SNOWBOARD AREA A-FRAME

Open 9am to 4pm, seven days a week when Yosemite Ski & Snowboard Area is open. Ostrander Ski Hut check-in and cross-country ski trail information available, as well as wilderness permits for Yosemite Ski & Snowboard Area trails, which are only obtainable here.

YOSEMITE SKI & SNOWBOARD AREA FREE SHUTTLE

Take the free shuttle service to and from the Yosemite Ski & Snowboard Area, weather and conditions permitting. *(Approximate arrival and departure times are subject to traffic and weather conditions.)*

Yosemite Valley to Yosemite Ski & Snowboard Area

- Half Dome Village - 8am and 10:30am
- Yosemite Village - 8:10am and 10:40am
- The Majestic Yosemite Hotel - 8:15am and 10:45am
- Yosemite Valley Lodge - 8:30am and 11am

Yosemite Ski & Snowboard Area to Yosemite Valley - 2pm and 4:30pm



Ski lift at Yosemite Ski & Snowboard Area. NPS Photo

Hours listed are core hours for facilities and may be extended during periods of peak visitation. Check local postings for changes to hours of operation.

FOOD & BEVERAGE

Yosemite Village

Degnan's Delicatessen

7am to 5pm

Village Grill

11am to 6pm, beginning March 26, conditions permitting

The Majestic Yosemite Hotel

Dining Room

Breakfast: 7am to 10:30am

Lunch: 11:30am to 3pm

Dinner: 5:30pm to 9pm

Sunday Brunch: 7am to 3pm

Appropriate attire required for dinner.

Reservations recommended for dinner and Sunday Brunch.

Great Lounge Beverage Service

11am to 10pm,

11am to 11pm on Feb 13, 14 and 15

Yosemite Valley Lodge

Food Court

Breakfast: 6:30am to 11am

Lunch: 11am to 4:30pm

Dinner: 4:30pm to 10pm

Mountain Room Lounge

4:30pm to 11pm

Mountain Room Restaurant

Dinner: 5pm to 10pm,

Reservations taken for 8 or more.

Beginning April 1,

Breakfast: 7:30am to 10am,

Half Dome Village

Pavillion Buffet,

beginning March 25,

Breakfast: 7am to 10am

Dinner: 5:30pm to 8pm

Pizza Deck

Friday, 5pm to 9pm

Saturday, 12pm to 9pm,

Sunday, Feb 15, 12pm to 9pm

Beginning March 18, conditions permitting:

Monday - Friday, 12pm to 9pm

Saturday, 11am to 10pm

Sunday, 12pm to 9pm

Coffee Corner

7am to 11am, Beginning March 18

Half Dome Village Bar,

Beginning March 18

Sunday - Thursday, 5pm to 9pm

Friday, 12pm to 9pm

Saturday, 11am to 10pm

Big Trees Lodge

The Big Trees Lodge and Dining Room will open for the season March 25.

Breakfast: 7am to 10am

Lunch: 11am to 3pm

Dinner: 5pm to 9pm

Lounge Service: 5pm to 9:30pm

GROCERIES

Yosemite Valley Lodge

Gift/Grocery

8am to 7pm

8am to 8pm, beginning March 10

Yosemite Village

Village Store

8am to 10pm

Half Dome Village

Gift/Grocery

8am to 8pm

8am to 10pm, beginning March 10

Wawona

Big Trees Hotel Store and

Pioneer Gift Shop

8am to 5pm

GAS STATIONS

Gas outside Yosemite Valley

El Portal

8am to 5pm, Diesel available

Pay 24 hours with credit or debit card

Big Trees Hotel Service Station

9am to 6pm. Diesel & propane.

Pay 24 hours with credit or debit card.

8am to 5pm, beginning March 10

Crane Flat

Diesel available.

Pay 24 hours with credit or debit card

8am to 5pm, beginning March 10

Visitor Services

Beyond Yosemite Valley



Although the Mariposa Grove is closed for restoration, the Tuolumne and Merced Groves remain open and are considered park highlights. NPS Photo

Wawona & Mariposa Grove

Evening Program

Beginning March 25, join pianist/singer Tom Bopp in the Big Trees Lodge lobby (formerly the Wawona Hotel) from 5:30pm to 9:30pm, Tuesday through Saturday, as he performs songs and tells stories from Yosemite's past. Historical programs are available by request and are usually given at 8:30pm. For details or to request a program, drop by the piano early in the evening when Tom's performing.

Wilderness Permits

Wilderness permits for Wawona trailheads are available by self-registration on the front porch of Hill's Studio. Please come prepared with your own bear canister.

Pioneer Yosemite History Center

Go back to a time of horse-drawn wagons, a covered bridge, and log cabins. A visit to the Pioneer Yosemite History Center explores Yosemite's history and explains how Yosemite was the inspiration for national parks across America and around the world. The center is open throughout the year.

Mariposa Grove

Located near Yosemite's South Entrance, the Mariposa Grove is the park's largest stand of giant sequoias, with about 500 trees.

GREAT THINGS ARE HAPPENING IN THE MARIPOSA GROVE

The Restoration of the Mariposa Grove of Giant Sequoias Project is now underway! On July 6, 2015, a temporary closure of the grove for up to 24 months began. The restoration project will improve the habitat and restore the hydrology of the Mariposa Grove and improve visitors' experience and enjoyment of the grove. Trails will be improved providing universal access along with improved restrooms.

The Mariposa Grove Road is closed to all public access, including bicycle and pedestrian traffic. Hiking trails within the grove are also closed.

Big Oak Flat

BIG OAK FLAT INFORMATION STATION

Wilderness permits for Big Oak Flat Road trailheads are available by self-registration on the front porch of the information station. Please come prepared with your own bear canister. The center is located just inside the park entrance on Hwy 120W.

Merced Grove

Yosemite's quietest stand of sequoias is the Merced Grove, a group of approximately 20 big trees accessible only on foot. It's a three-mile round-trip hike, ski, or snowshoe into the grove. The trail drops down 1.5 miles, making this a moderately strenuous hike on the uphill portion. There is no potable water in the area so be sure to bring drinking water with you. The grove is located 3½ miles north of Crane Flat and 4½ miles south of the Big Oak Flat Entrance along the Big Oak Flat Road (Highway 120 West). The trail is marked by a sign and a post labeled B-10.

Tuolumne Grove

The trailhead for this grove of approximately 25 sequoias is near the intersection of the Big Oak Flat and Tioga roads at Crane Flat. The moderately strenuous trail leads downhill from the parking area into the grove and drops 500 feet (150 meters) in one mile. Within the Tuolumne Grove there is an easy, half-mile, self-guided nature trail. There is no potable water in the area so be sure to bring drinking water with you.

GENERAL SERVICES

YOSEMITE VILLAGE GARAGE

8am to 5pm, Towing 24 hours. Propane available until 4:30pm.

MEDICAL CLINIC (Yosemite Valley)

Monday - Friday, 9am to 5pm

Closed weekends and federal holidays.

For emergency care after 5pm, call 9-1-1.

For more information call 209/372-4637.

RELIGIOUS SERVICES

CHURCH OF CHRIST (NONDENOMINATIONAL)

El Portal Chapel / Worship: Sunday 11am
Info: 209/379-2100

YOSEMITE COMMUNITY CHURCH

Pastor Brent Moore - Resident Minister
209/372-4831 • www.YosemiteValleyChapel.org
Wedding information on website

SUNDAY SERVICES IN THE YOSEMITE CHAPEL:

9am - Sunday School and Nursery Available

11am - (Memorial Day - Labor Day ONLY)

6:30pm - Evening Service/Bible Study in chapel

EASTER SERVICE SCHEDULE:

7am - Maunday Thursday Service, March 24

12:15pm/7pm - Good Friday Services, March 25

EASTER SUNDAY, March 27

7am - Sunrise Service, Lower Pines Campground

9:15am and 11am - Easter Chapel Service

TUESDAY EVENING BIBLE STUDY - 7pm,

Call for location

THURSDAY MID-WEEK SERVICE - 7pm, chapel

ROMAN CATHOLIC MASS

OUR LADY OF THE SNOWS

Sunday, 10am, Theater behind Yosemite Valley

Visitor Center, shuttle stops #5/#9.

Rectory Phone: 209/372-4729

SERVICE ORGANIZATIONS

ALCOHOLICS ANONYMOUS

7:30pm - Sunday, Tuesday, and Thursday

YH General Office Building, Yosemite Village

LIONS CLUB

Meets the first and third Thursday of each month at noon, The Majestic Yosemite Hotel.

Protecting yourself...



Winter landscape, NPS File Photo

Keep yourself safe while exploring your park.

There are many ways to experience the wildness of Yosemite. While the forces of nature can create unexpected hazardous conditions, with a little common sense and some pre-planning, you can minimize the risks associated with many activities.

YOSEMITE'S TRANSITION TO SPRING

Transitioning from winter to spring is an exciting time at Yosemite National Park. Everything seems to be waking up around us—bears are waking from their hibernation and emerging from their dens and leaves and plants are coming to life. Waterfalls that dried up last summer are now filling Yosemite's rivers. Can't you hear Yosemite calling you to come enjoy its fresh beauty and recreation? While we enjoy the beautiful transition of seasons, we must be especially mindful to do so in a safe manner; unfortunately, this time of year is often an active season for search and rescue activity at Yosemite.

SUNLIGHT

The days are growing noticeably longer. Nevertheless, it is always advisable to venture out onto the trail with a flashlight or headlamp and spare batteries in the event of a longer than anticipated return.

WEATHER

Temperatures are generally warming but this trend may be inconsistent. Snow can accumulate even at Valley locations into late spring.

Your best approach to the weather is to check the latest forecast and always be prepared for all extremes from snow to rain to warm sunshine and cold nights. Dress in layers so that you can adjust to weather changes.

Weather in mountainous climates like Yosemite varies drastically depending on elevation. Temperatures may cool by as much as five degrees for every 1,000 feet of elevation gain; a moderate rain in the Valley can be a white-out blizzard in higher elevations.

NAVIGATION

Snow blanketed terrain can quickly cause disorientation. Winter specific trails are marked with blaze. Always keep at least one marker or reference point in sight. Carry a good map and compass (or GPS) and know your location at all times.

RIVERS AND STREAMS

Rain and melting snow fill our rivers and streams to their greatest volume and flow velocity this time of year, creating a beautiful accent in sight and sound to Yosemite's landscape. However, the water is deadly. Currents are too forceful for the strongest swimmers to survive even a shallow water plunge. Waters that appear still

and green can have powerful unseen currents. In short, stay away from streambanks where a simple slip can have disastrous consequences and never attempt a water crossing except in safe and designated areas.

YOSEMITE ROADS

Weather is unpredictable and changes quickly, often affecting our park's roads. Plan for all potential road conditions; call (209) 372-0200 +1 for current road conditions and restrictions. Be aware of changing conditions such as icy roads, which may remain frozen in shadowed areas, even while other surfaces have thawed. *See page 3 for chain control information.*

FOR ALL SEASONS

- Stay on established trails – do not take shortcuts.
- Rock scrambling – leave this to the critters.
- Water and food – stay hydrated and snack frequently – make sure you have plenty of food and water. If you are sweating, replace lost salts with salty, easy-to-digest snacks.
- "10 hiking essentials" – including sunglasses, sunscreen, and a signaling method (mirror and whistle).
- Let someone know – *always* leave your travel and hiking plan, including your intended route and estimated time of return, with a trusted person

WILDERNESS PERMIT DETAILS

Wilderness permits are required for all overnight trips into the Yosemite Wilderness. Please see pages 4 and 7 of this Guide for more information about obtaining wilderness permits. For summer trips, reservations are taken from 24 weeks to two days in advance of the start of your trip. A processing fee of \$5 per permit plus \$5 per person is charged to each confirmed reservation. Go to www.nps.gov/yose/planyourvisit/wildpermits for trailhead availability and more information on how to make a reservation. Reservations can be made by fax, phone or mail starting November 16, 2015. To make a reservation by phone, call (209) 372-0740 Mon-Fri from 8:30am to 4:30pm.

More Information:

- www.nps.gov/yose/planyourvisit/backpacking.htm
- Leave No Trace: www.lnt.org
- Friends of Yosemite Search and Rescue: www.friendofyosar.org

HALF DOME PERMIT INFORMATION

The Half Dome Cables are down for the season. They will be put back up May 27, 2016 conditions permitting. Permits are required 7 days a week when the cables are up. The pre-season lottery application period for 2016 permits begins March 1, 2016 and ends March 31, 2016. To apply for permits visit recreation.gov or call 877/444-6777. More information about the Half Dome permit process is available at: <http://www.nps.gov/yose/planyourvisit/hdpermits.htm>.

HANTAVIRUS INFORMATION

Mice are an important part of the ecosystem, but can carry diseases that are harmful to humans. Hantavirus Pulmonary Syndrome (HPS) is a rare but serious disease spread to humans via the droppings, urine, or saliva of infected rodents. Not all rodents are infected with hantavirus, but infected rodents have been found throughout the US. In California, deer mice are the primary carrier of the virus that causes HPS.

You may come into close proximity to rodents during your visit, so it is important you take steps to protect yourself from HPS. HPS risk is greater inside of buildings or other enclosures where deer mice are present. If staying in guest lodging, please tell the housekeeping staff if you see evidence of mice in your accommodations. Do not clean up the area yourself. Keep doors to guest lodging shut and do not bring food into your cabin that is not in a sealed container. If you are camping and backpacking, do not pitch tents near rodent burrows or droppings.

HPS often begins with flu-like symptoms such as aches, fever, and chills one to seven weeks after exposure, progressing to cough and difficulty in breathing. Seek medical attention immediately if you experience these symptoms, and mention any potential rodent exposures to your physician. For more information on hantavirus and other environmental safety hazards visit: <http://www.nps.gov/yose/planyourvisit/yoursafety.htm>.

PLAGUE

Plague is an infectious bacterial disease that is carried by squirrels, chipmunks and other wild rodents and their fleas. When an infected rodent becomes sick and dies, its fleas can carry the infection to other warm-blooded animals including humans.

To protect yourself from plague, never feed wildlife, avoid dropping food scraps that attract rodents when eating outside, avoid pitching a tent near or disturbing rodent burrows, wear insect repellent with DEET, and tell a park ranger immediately if you see a dead animal.

Early symptoms of plague may include high fever, chills, nausea, weakness, painful swelling at the site of an insect bite or lymph node, and other flu-like symptoms. If you develop any of these symptoms within 6 days of visiting an area at risk for plague in the park, see your doctor and inform them you may have been exposed. Plague is treatable with antibiotics if given in time.

AVOID CONTACT WITH WILDLIFE AND KEEP FOOD AND TRASH STORED PROPERLY.

Wild animals in Yosemite can transmit numerous diseases, including plague, rabies, and hantavirus. Keeping your distance and your food from wildlife not only protects them, it also protects you from injury and exposure to diseases.

If you encounter a mammal, particularly a raccoon, skunk, fox, coyote, or bat, that is behaving erratically, don't touch the animal. Instead, report the sick animal to a park employee. In addition to keeping bears away, storing your food properly also reduces your exposure to rodents and their fleas, which may carry plague.

On behalf of all of Yosemite's emergency services personnel, we wish you a safe and most enjoyable visit.



...and Yosemite



Black bears in a Yosemite meadow. NPS Photo

Keeping Bears Wild

Yosemite bears may still be active during the winter months. Please, keep Yosemite's black bears wild and alive, while protecting yourself and your property.

Store Your Food Properly.

The typical daily diet of most bears may consist of 4,000 to 20,000 calories worth of grasses, berries, acorns, and grubs. It's a lot easier for a bear to eat the thousands of calories of food in an ice chest than it is to spend all day nibbling at grasses. Their incredible sense of smell allows them to detect things we can't, which helps them find food—a black bear can smell a dead deer three miles away. To top it off, bears have excellent vision and can see in color, so they recognize ice chests, grocery bags, and other food containers as potential food sources.

If you see a bear, scare it away or keep your distance.

You may not see a bear during your visit because they naturally avoid people. However, if you see one in a developed area (like a campground or parking lot), act immediately to scare it away: Make noise and yell as loud as possible. If there are more than one person, stand together to present a more intimidating figure, but do not surround the bear. If you see a bear anywhere else, consider yourself lucky—but keep your distance (at least 50 yards, or about the distance made by four shuttle buses parked end to end). If you get too close, you will be helping

the bear become used to being around people. Bears that become comfortable around humans lose their natural fear of us and may become too aggressive. When that happens, they sometimes have to be killed.

Drive the speed limit.

The most common human-related cause of death for a black bear in Yosemite is being hit by a car. Slow down! Driving too fast is almost always the cause of these accidental deaths.

Please report bear sightings by calling 209/372-0322.

Yosemite Guardians

Visitors to Yosemite National Park are the park's most important guardians. With nearly 4 million people watching over its special plants, animals, historic, and archeological sites, imagine how well-protected these park resources could be!

During your visit to Yosemite be aware that there are people who either unknowingly or intentionally harm park resources. Please contact a park official if you see any of the following illegal acts:

- Feeding or approaching wildlife
- Collecting plants
- Hunting animals
- Collecting reptiles and butterflies
- Picking up archeological items, such as arrowheads
- Using metal detectors
- Driving vehicles into meadows
- Biking off of paved roads
- Camping outside of designated campgrounds
- Possession of weapons inside federal facilities
- Possessing or using marijuana, including medical marijuana
- Operating an unmanned aircraft system ("drone")

If you see activities that could harm people or park resources, jot down any descriptions or a vehicle license plate number and call the park dispatch office at 209/379-1992.

FOR MORE INFORMATION

To find out more about Yosemite National Park regulations visit www.nps.gov/yose/planyourvisit/yoursafety.htm and find a copy of the Superintendent's Compendium. This document is a compilation of designations, closures, permit requirements, and other restrictions made by the superintendent, in addition to what is contained in Title 36 of the Code of Federal Regulations (Chapter 1, Parts 1 through 7 and 34), and other applicable federal statutes and regulations.

How to Store Food

"Food" includes any item with a scent, regardless of packaging. This may include items that you do not consider food, such as canned goods, bottles, drinks, soap, cosmetics, toiletries, trash, ice chests (even when empty), and unwashed items used for preparing or eating meals.

LOCATION	FOOD STORAGE	WHY?
Your Vehicle	You may store food in your car (with windows closed) only during daylight hours. Do not store food in your car after dark: use a food locker. Remember to clear your car of food wrappers, baby wipes, and crumbs in baby seats.	Bears can smell food, even if it's sealed in the trunk or glove compartment, and they recognize boxes and bags as potential food sources. They can easily and quickly break into all kinds of vehicles!
Your Campsite or Tent Cabin	You must store all your food in food lockers—not in your tent or tent cabin. A food locker is available at each campsite and tent cabin. Food may be stored out of sight in hard-sided RVs with windows closed.	Bears may enter campsites when people are present, and some will even check food lockers to see if they're secured. Keep food lockers closed and latched at all times, even when you are in your campsite or tent cabin.
Picnic Areas & on the Trails	Do not leave food unattended. Always keep food within arm's reach. Don't turn your back to your food.	Bears may investigate picnic areas or backpacks for food even when people are present, so be alert.
Backpacking in the Wilderness	Bear resistant food containers are required throughout the Yosemite Wilderness. Hanging food is prohibited in Yosemite.	In Yosemite and the southern Sierra, bear canisters are the only effective and proven method of preventing bears from getting human food.

Yosemite Valley Day Hikes

TRAIL / DESTINATION	STARTING POINT	DISTANCE / TIME	DIFFICULTY / ELEVATION
Bridalveil Fall	Bridalveil Fall Parking Area	0.5 mile round-trip, 20 minutes	Easy
Lower Yosemite Fall	Lower Yosemite Fall Shuttle Stop #6	1.0 mile round-trip, 20 minutes	Easy
Upper Yosemite Fall Trail to Columbia Rock	Camp 4 Near Shuttle Stop #7	2 miles round-trip, 2-3 hours	Strenuous 1,000-foot gain
Top of Upper Yosemite Fall	Same as above	7.2 miles round-trip, 6-8 hours	Very Strenuous 2,700-foot gain
Mirror Lake (A seasonal lake)	Mirror Lake Shuttle Stop #17	2 miles round-trip, 1 hour	Easy
Vernal Fall Footbridge	Happy Isles Shuttle Stop #16	1.4 miles round-trip, 1-2 hours	Moderate, 400-foot gain
Top of Vernal Fall	Happy Isles Shuttle Stop #16	3 miles round-trip, 2-4 hours	Strenuous 1,000-foot gain
Top of Nevada Fall	same as above	5 miles round-trip, 5-6 hours	Strenuous 1,900-foot gain
Four Mile Trail to Glacier Point (Closed in winter)	Southside Drive	4.8 miles one-way, 3-4 hours one-way	Very Strenuous, 3,200-foot gain
Valley Floor Loop	Lower Yosemite Fall Shuttle Stop #6	13 miles full loop, 5-7 hours full loop	Moderate

Find Your Park!

Story by Claire Finn



Left photo: Honorary Yosemite National Park Ranger Gabriel Lavan-Ying helped Yosemite engage the next generation of park stewards at a youth event in March 2015. **Right photo:** The park recently hosted a #YosemiteSnowDay Instameet and many new visitors “found” their park while snow shoeing in Yosemite.

The Centennial year of the National Park Service, 2016, is here, and we couldn't be more excited! Yosemite has been commemorating significant park milestones over the past two years, which have led us to the big NPS Centennial celebration this year.

In 2014, we honored the 150th Anniversary of the Yosemite Grant Act that first protected Yosemite Valley and the Mariposa Grove of Giant Sequoias. President Abraham Lincoln signed the legislation that preserved the land for “public use, resort, and recreation,” on June 30, 1864. We often think of the Yosemite Grant as the “seed” of the national park idea. The Yosemite Grant was managed by the State of California. Yosemite was later named a national park on October 1, 1890. In 2015, we marked the park's 125th anniversary with commemorative events and activities to honor the park's rich history.

This year we will celebrate another important anniversary: 100 years of the U.S. National Park Service. On August 25th, 1916, two years after Stephen Mather traveled to Washington D.C. to lobby for the establishment of a single bureau to manage the growing number of national parks throughout the West, President Woodrow Wilson signed the National Park Service Organic Act and named Mather as its first director. One hundred years later, what the Park Service has become is impressive. The NPS manages 409 units comprised of eighty-four million acres, which employ over 20,000 staff, enlist over 200,000 volunteers, and receive close to 300 million visitors per year. As we

celebrate the one-hundred year legacy that can be traced to the Yosemite Grant Act of 1864, it is important to reflect on what exactly the National Park Service is and what we hope the next century of the parks will bring.

The National Park Service's mission is to preserve unimpaired the natural and cultural resources and values of the National Park System for the enjoyment, education, and inspiration of this and future generations. The parks enact this mission in countless ways, whether they maintain water trails for kayakers at the Chattahoochee River National Recreation Area in Atlanta, Georgia, educate school groups about our country's history and race-related issues at Brown v. Board of Education National Historic Site in Topeka, Kansas, or reintroduce the Sierra Nevada yellow-legged frog to its native habitat here in Yosemite National Park.

One main goal that we the National Park Service have committed ourselves to for the next century is to educate the public not only about what we do, but to shake up

the traditional notion of what a park is. Our research shows that when the public thinks of a national park, they think of remote, vast wilderness - a place like Yosemite. This perception is not incorrect, for the Park Service certainly protects these places and tells those stories. This perception is not entirely correct either, however, because remote, vast wilderness is only one kind of place and tells only one kind of story. The truth is a park can be a place where mountains spring up, fish swim, and birds fly. A park can be a place where history is made and art is created. A park can be a place where people get together to run and play and contemplate the universe. A park can even go beyond place -- it can be a feeling or a state of mind. There are so many diverse units managed by the National Park Service that a park can be a place like Yosemite or it can just as easily be the place you walk or drive through on your way to school or work. The commonality is that a park holds a special place in our collective heritage.

The central pillar of this goal to engage with the park idea in a new way is the Find Your

Park campaign. The National Park Service has launched a movement to spread the word about the amazing places we manage, the inspirational stories that the national parks tell, our country's natural resources, and our diverse cultural heritage. Find Your Park is about more than just national parks! It's about the National Park Service working in your community through education programs, community assistance projects, and more. It's about state parks, local parks, trails, museums, historic sites, and the many ways that the American public can connect with history and culture, enjoy nature, and make new discoveries.

Most of all, Find Your Park is a movement to connect people to their parks. The key word here is ‘their’. One of the simplest yet most profound ideas behind the national parks is that the places and stories they represent belong to each and every one of us. When you come to a national park, you come not only as a visitor, but as an owner, a steward - someone intrinsically linked to the place. As a steward of these parks, it is your responsibility to help support and preserve them for future generations.

As we head into the National Park Service's centennial summer, think: what does ‘park’ mean to you? What stories do you value? What have you not yet discovered that is right in your backyard? Happy Centennial from Yosemite National Park! We encourage you to get up, get out there, and find your park! Learn more at www.findyourpark.com.



Supporting Your Park

Providing for Yosemite's Future

Enhance the Visitor Experience

It takes a legion of people working together to protect this special park for you and future generations of visitors. You too can extend your connection to Yosemite well after you return home by getting involved with the organizations that partner to preserve Yosemite.

This publication was made possible by the Yosemite Park Partners listed on this page. Read more below or visit www.yosemitepartners.org to learn more about helping these organizations provide for the future of Yosemite National Park.



Half Dome, Christine White Loberg

The Ansel Adams Gallery Yosemite Hospitality LLC NatureBridge



The Ansel Adams Gallery, owned by the family of photographer Ansel Adams since 1902, is a center that celebrates the arts and the natural grandeur of our environment. It cultivates an aesthetic appreciation and concern for our world by offering visitors a unique variety of literature and art, as well as programs that inspire creativity. Visit online at: www.anseladams.com.



Yosemite Hospitality, a division of Aramark, operates lodging, food and beverage, retail, recreational activities, tours, interpretive programs, transportation, and service stations under contract with the U.S. Department of Interior with a focus on delivering authentic and memorable guest experiences. Yosemite Hospitality encourages employees to immerse themselves in the Park and all of the experiences offered.

For more information on employment opportunities with Yosemite Hospitality at Yosemite National Park visit www.yosemitehospitalityjobs.com.



NatureBridge provides residential field science programs for youth in the world's most spectacular classroom—Yosemite National Park. Through active student engagement, our faculty teaches science, history, and the arts and gives these subjects context through personal experience. A NatureBridge learning adventure strives to foster a life-long connection to the natural world and responsible actions to sustain it. Find out more about our year-round programs for schools and summer programs for individual teens at www.naturebridge.org/yosemite

Yosemite Conservancy



Through the support of donors, Yosemite Conservancy provides grants and support to Yosemite National Park to help preserve and protect Yosemite today and for future generations. Work funded by the Conservancy is visible throughout the park, in trail rehabilitation, wildlife protection and habitat restoration. The Conservancy is also dedicated to enhancing the visitor experience and providing a deeper connection to the park through outdoor programs, volunteering, wilderness services and its bookstores. Thanks to dedicated supporters, the Conservancy has provided more than \$100 million in grants to Yosemite National Park. Learn more at www.yosemiteconservancy.org or call 415/434-1782.

Contact Us

Yosemite National Park
PO Box 577
9039 Village Drive
Yosemite, CA 95389
209/372-0200
<http://www.nps.gov/yose/contacts.htm>

The Ansel Adams Gallery
PO Box 455
Yosemite, CA 95389
209/372-4413
209/372-4714 fax
www.anseladams.com

Yosemite Hospitality L.L.C.
PO Box 307
Yosemite, CA 95389
888/304-8993
www.aramarkleisure.com

Yosemite Conservancy
101 Montgomery Street,
Suite 1700
San Francisco, CA 94104
800/469-7275
415/434-0745 fax
www.yosemiteconservancy.org

NatureBridge
PO Box 487
Yosemite, CA 95389
209/379-9511
209/379-9510 fax
www.yni.org

Yosemite Volunteers: Serving Yosemite

Over 10,400 volunteers donated more than 163,000 hours of service to Yosemite last year, restoring native habitat, working in visitor centers, serving as camp hosts, studying wildlife, cleaning up litter and more. Would you like to serve? We have group and individual volunteer opportunities, both short term and long term. Learn more at: www.nps.gov/yose/getinvolved/volunteer.htm or call the volunteer office at 209/379- 1850.



Like us on Facebook
facebook.com/YosemiteNPS



Follow us on Twitter
twitter.com/YosemiteNPS



Follow us on Instagram
instagram.com/YosemiteNPS



Subscribe to us on YouTube
youtube.com/yosemitenationalpark



Raven, Karen Kroner Amstutz