



Experience
Your
America

Yosemite Today

December 3, 2002 -
January 6, 2003

Yosemite National Park

Important Phone Numbers

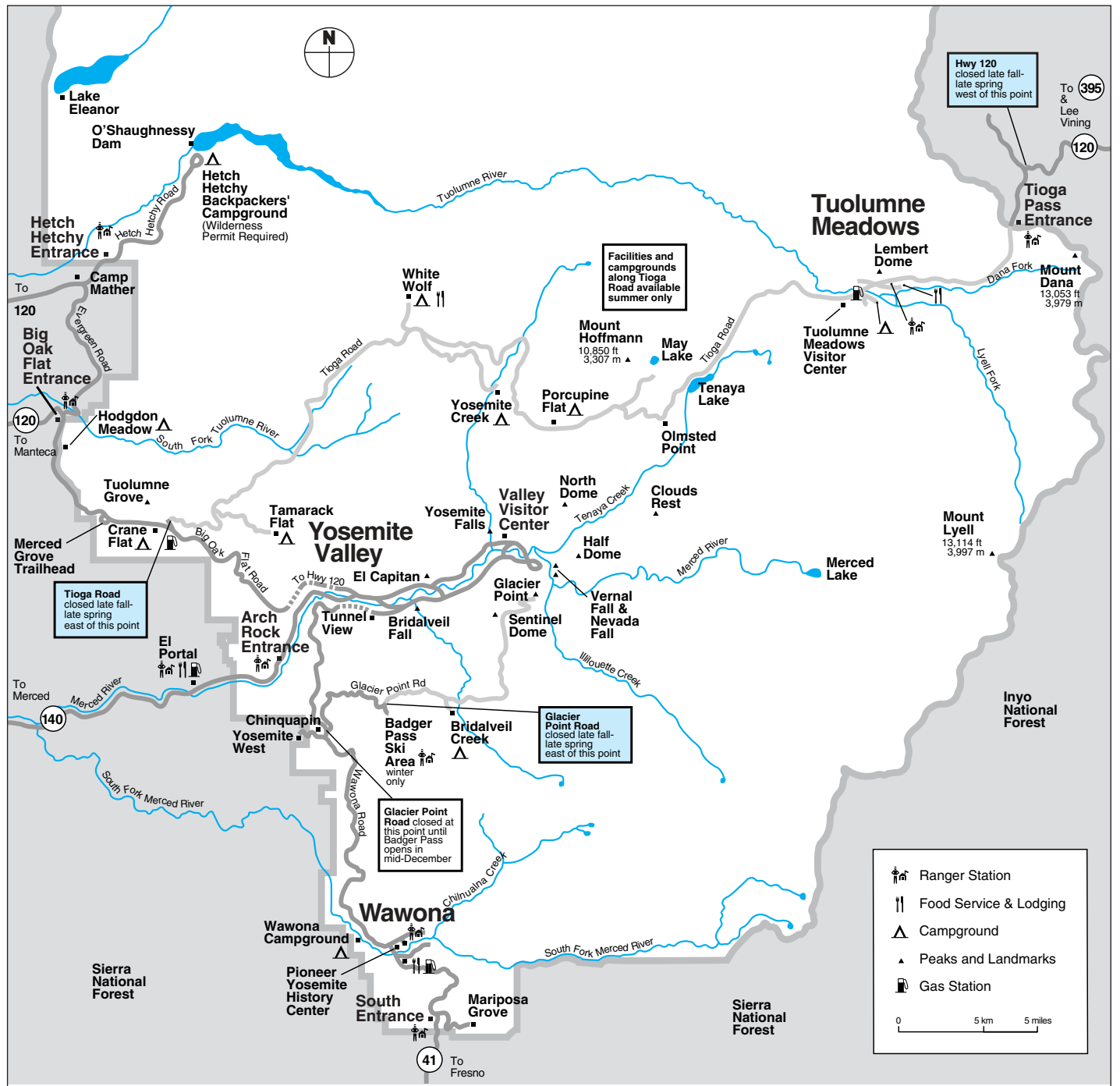
Emergency 911 (from hotel room 9-911)

Road and Weather/General Park Information 209/372-0200

Campground Reservations 800/436-7275

Lodging Reservations 559/252-4848

Ski Conditions 209/372-1000

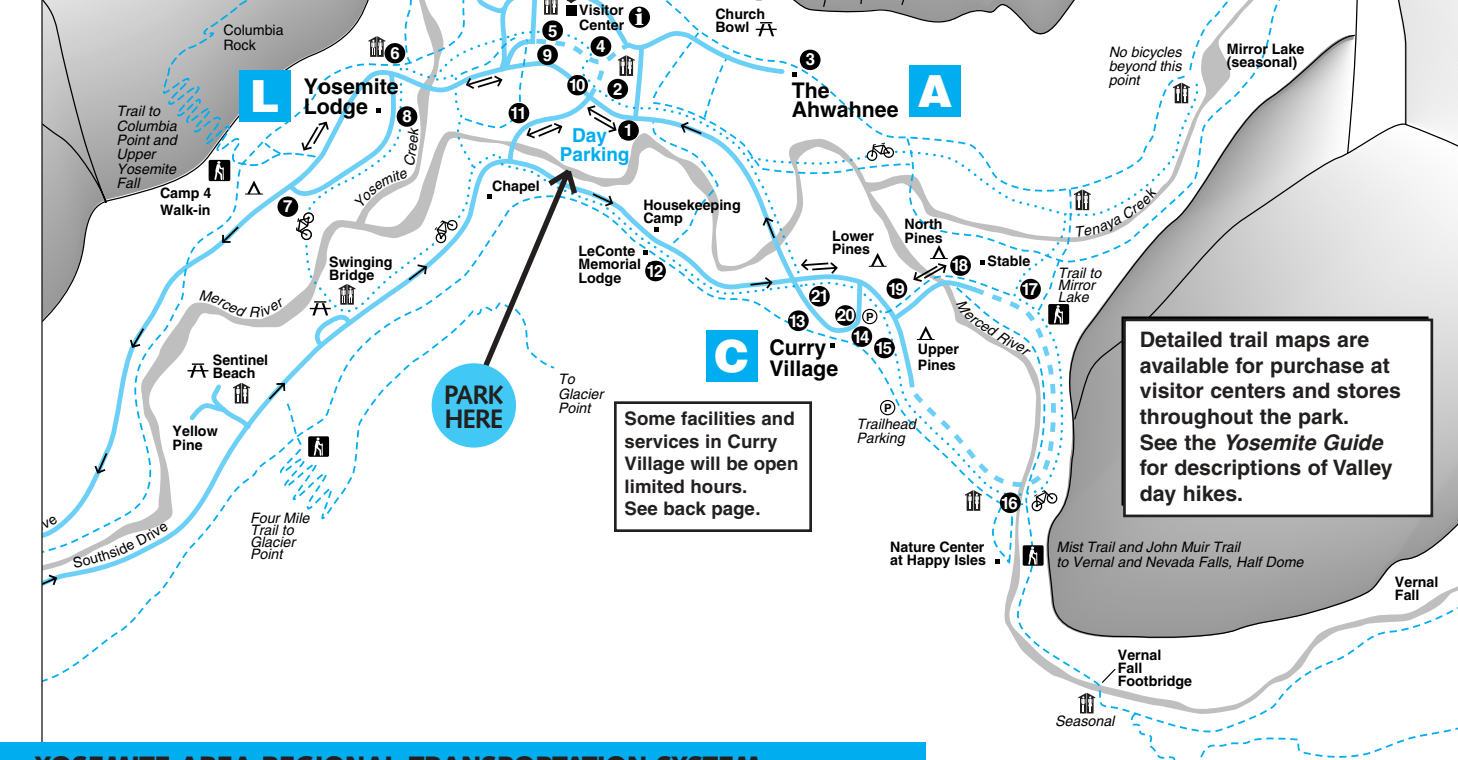


Yosemite Valley Shuttle Bus Map



YOSEMITE VALLEY DESTINATIONS

V Yosemite Village	C Curry Village
L Yosemite Lodge	A The Ahwahnee



Ride the Free Yosemite Valley Shuttle Bus

Schedules and routes may vary.

Shuttle buses operate daily at 20-minute intervals, except during early morning and late evening hours when intervals may be 25 minutes. All buses follow the same route, serving stops in numerical order.

SCHEDULE

7:00 a.m. - 10:00 p.m.

- 1 Yosemite Village/Day Parking
- 2 Yosemite Village
- 3 The Ahwahnee
- 4 Degnan's Complex
- 5 Visitor Center
- 6 Lower Yosemite Fall
Service ends at 7:30 p.m.
- 7 Camp 4/Yosemite Falls Trailhead
- 8 Yosemite Lodge
- 9 Visitor Center
- 10 Yosemite Village
- 11 Sentinel Bridge/Yosemite Chapel
- 12 Housekeeping Camp/
LeConte Memorial Lodge
- 13 Curry Village Registration Desk
- 14 Curry Village Parking
- 15 to 18 Service only as weather permits
- 19 Lower Pines Campground
- 20 Curry Village
- 21 Ice Skating Rink

YOSEMITE AREA REGIONAL TRANSPORTATION SYSTEM



For bus schedules to and from the Yosemite area, call 1-877-98-YARTS or visit YARTS online at www.yarts.com

Scheduled Events

Programs printed in color are especially for children and their families.

YCS = Yosemite Concession Services

NPS = National Park Service

AAG = The Ansel Adams Gallery

\$ = Program offered for a fee



Indicates programs and facilities accessible for visitors in wheelchairs, with assistance.

	SUNDAY	MONDAY	TUESDAY	WEDNESDAY
Yosemite Valley	<p>11:00am WEE WILD ONES 45 min. Stories and surprises geared for children 6 and under The Ahwahnee Great Lounge fireplace (YCS) &</p> <p>2:00pm Ranger Walk—Merced Meanders 1½ hrs. Sentinel Bridge parking area, shuttle stop #11</p> <p>7:30pm Film—Ansel Adams, Photographer 1 hr. Yosemite Lodge, check local postings for venue (AAG) &</p> <p>Evening Program (Except December 22) 1 hr. Yosemite Lodge, check local postings for venue (NPS) &</p>	<p>11:00am WEE WILD ONES 45 min. Stories and surprises geared for children 6 and under The Ahwahnee Great Lounge fireplace (YCS) &</p> <p>2:00pm Ranger Walk—Yosemite's Legacy 1½ hrs. Front of Valley Visitor Center</p> <p>7:30pm Evening Program 1 hr. Yosemite Lodge, check local postings for venue (NPS) &</p> <p>FIRESIDE STORYTELLING (Except December 23) 1 hr. The Ahwahnee Great Lounge fireplace (YCS) &</p>	<p>9:00am Photography Walk 2 hrs. Limited space. Sign up in advance Meet on The Ansel Adams Gallery porch weather permitting (AAG)</p> <p>2:00pm CHILDREN'S STORY TIME 45 min. Stories tailored for children 7 and under Degnan's Loft, Yosemite Village shuttle stop #4 (YCS)</p> <p>7:30pm Evening Program (Except December 24) 1 hr. Yosemite Lodge, check local postings for venue (NPS) &</p>	<p>11:00am WEE WILD ONES (Except December 22) 45 min. Stories and surprises geared for children 6 and under The Ahwahnee Great Lounge fireplace (YCS) &</p> <p>2:00pm Ranger Walk—Merced Meanders 1½ hrs. Sentinel Bridge parking area, shuttle stop #11</p> <p>7:30pm Evening Program (Except December 23) 1 hr. Yosemite Lodge, check local postings for venue (NPS) &</p>
Badger Pass	<p>10:30am Ranger Snowshoe Walk—Explore the Forest in Winter (Begins December 15) 2 hr. Badger Pass A-frame Wear warm clothing and boots for this moderate/strenuous walk. Snowshoes provided, although not recommended for children under 10 yrs. \$</p> <p>6:30pm Full Moon Snowshoe Walk (December 15 only) 2 hrs. Reservations required Sign up in advance at any tour desk Badger Pass Lodge (YCS) \$</p> <p><i>NOTE: Snowshoe walks will be canceled if the Badger Pass Road closes, or if weather conditions are too severe.</i></p>	<p>10:30am Ranger Snowshoe Walk—Explore the Forest in Winter (Begins December 16) 2 hr. Badger Pass A-frame Wear warm clothing and boots for this moderate/strenuous walk. Snowshoes provided, although not recommended for children under 10 yrs. \$</p> <p>6:30pm Full Moon Snowshoe Walk (December 16 only) 2 hrs. Reservations required Sign up in advance at any tour desk Badger Pass Lodge (YCS) \$</p> <p><i>NOTE: Snowshoe walks will be canceled if the Badger Pass Road closes, or if weather conditions are too severe.</i></p>	<p>10:30am Ranger Snowshoe Walk—Explore the Forest in Winter (Begins December 17) 2 hr. Badger Pass A-frame Wear warm clothing and boots for this moderate/strenuous walk. Snowshoes provided, although not recommended for children under 10 yrs. \$</p> <p>6:30pm Full Moon Snowshoe Walk (December 17 only) 2 hrs. Reservations required Sign up in advance at any tour desk Badger Pass Lodge (YCS) \$</p> <p><i>NOTE: Snowshoe walks will be canceled if the Badger Pass Road closes, or if weather conditions are too severe.</i></p>	<p>10:30am Ranger Snowshoe Walk—Explore the Forest in Winter (Begins December 18) 2 hr. Badger Pass A-frame Wear warm clothing and boots for this moderate/strenuous walk. Snowshoes provided, although not recommended for children under 10 yrs. \$</p> <p>6:30pm Full Moon Snowshoe Walk (December 18 only) 2 hrs. Reservations required Sign up in advance at any tour desk Badger Pass Lodge (YCS) \$</p> <p><i>NOTE: Snowshoe walks will be canceled if the Badger Pass Road closes, or if weather conditions are too severe.</i></p>



Glacier Point as seen from Yosemite Valley
Photo by RH Anderson

Yosemite Valley

Valley Visitor Center

Open 9:00 a.m. to 5:00 p.m. Located in Yosemite Village just west of the main post office (shuttle stops #5 and #9). Information, maps, books, exhibits, and a multilingual *One Day in Yosemite* program, self-registration for wilderness permits. &

NEW FILM

Spirit of Yosemite

This inspiring state-of-the-art visitor orientation film provides a stunning overview of Yosemite's splendor. It is shown every 30 minutes from 9:30 a.m. to 4:30 p.m. in the Visitor Center's newly remodeled West Auditorium Theater. Closed captioning available. & CC

Yosemite Museum

Located in Yosemite Village next to the Valley Visitor Center. &

FEATURES

Indian Cultural Exhibit

Open 9:00 a.m. to noon and 1:00 p.m. to 4:30 p.m. Displays interpret the cultural history of Yosemite's native Miwok and Paiute people from 1850 to the present. Demonstrations of traditional skills are presented. No food or drink permitted.

Yosemite Museum Store

Open 9:30 a.m. to 4:30 p.m. Offering traditional American Indian arts and crafts and books on related subjects.

The Indian Village of Ahwahnee

Located behind the Yosemite Museum and open during daylight hours. There is sometimes the opportunity to join Indian Cultural Program staff for demonstrations or programs about Ahwahneechee skills and culture. &

Yosemite Cemetery

This historic cemetery is located across the street and just west of the Yosemite Museum. People buried here include American Indians and others who played an important role in the development of what is now Yosemite National Park. A *Guide to the Yosemite Cemetery* is available at the Valley Visitor Center.

The Ansel Adams Gallery

Open 9:00 a.m. to 5:00 p.m. (Closed December 25). Located in Yosemite Village next to the Valley Visitor Center. The Gallery offers work of Ansel Adams, contemporary photographers, and other fine artists. In addition, handcrafts, books, gifts, photography supplies, and camera/tripod rentals are available. For more information, call the Gallery at 209/372-4413 or visit their web site at www.anseladams.com. &

Through January 2

A Personal Odyssey, meticulously handcrafted classic black and white photography of John Wimberly.

January 4 - February 12

The inspirational color work of acclaimed local photographer, Keith Walklet.

Yosemite Winter Theater

December 19-22, 25-26, and 30 only

Come help Yosemite Theater celebrate its 20th season! The National Park Service recognizes Yosemite Theater as one of the best interpretive programs of its type in the National Park System. Actor Lee Stetson portrays John Muir in *The Spirit of John Muir: Stories of Ice and Snow* as he delights audiences with tales of Muir's daring winter adventures. Each show is 1-hour. Tickets are \$7/adults, and \$3/children (12 & under). Shows will be held at Yosemite Lodge; for venue, check local listings or call the Yosemite Lodge Tour Desk at 209/372-1240. Tickets may be purchased at the Yosemite Lodge Tour Desk in advance, or if seating is still available, at the time of performance. &

Yosemite Today

Published by the National Park Service, in cooperation with Yosemite Concession Services, Corp.

Editor **Kristina Rylands**
Design / Production **Skip Gaynard Designs**
Printing **Casey Printing, Inc.**

We're Interested . . .

We are always looking for ways to improve our visitor publications. You can help by sending your comments via email to Kristina_Rylands@nps.gov or fax to 209/379-1294.

Family Winter Celebration
Join park staff for an afternoon of crafts, walks, and winter fun!

DECEMBER 28
1:00 - 4:00 p.m.
Curry Village Guest Lounge

December 3, 2002 - January 6, 2003

WEDNESDAY	THURSDAY	FRIDAY	SATURDAY
<p>WILD ONES (Not December 25) 1 hr. Stories and surprises geared for children 6 and under The Ahwahnee Great Lounge fireplace & ☼</p> <p>Ranger Walk—Granite & Ice 1 hr. Front of Valley Visitor Center</p> <p>Evening Program (Not December 25) 1 hr. Yosemite Lodge, check local postings for venue (NPS) & ☼</p>	<p>9:00am Photography Walk 2 hrs. Limited space. Sign up in advance Meet on The Ansel Adams Gallery porch weather permitting (AAG)</p> <p>2:00pm Ranger Walk—Yosemite's First People 1½ hrs. Front of Indian Cultural Exhibit at Yosemite Museum</p> <p>CHILDREN'S STORY TIME 45 min. Stories tailored for children 7 and under Degnan's Loft, Yosemite Village shuttle stop #4 (YCS)</p> <p>7:30pm Evening Program 1 hr. Yosemite Lodge, check local postings for venue (NPS) & ☼</p>	<p>2:00pm Fireside Chat with a Ranger 1 hr. The Ahwahnee Great Lounge fireplace (NPS) & ☼</p> <p>7:30pm Evening Program 1 hr. Yosemite Lodge, check local postings for venue (NPS) & ☼</p>	<p>9:00am Photography Walk 2 hrs. Limited space. Sign up in advance Meet on The Ansel Adams Gallery porch weather permitting (AAG)</p> <p>2:00pm Ranger Walk—Trees 1½ hrs. The Ahwahnee, shuttle stop #3</p> <p>3:00pm Fine Print Viewing 1 hr. Very limited space. Sign up in advance The Ansel Adams Gallery (AAG)</p> <p>4:00pm CHILDREN'S STORY TIME 30 min. Nature stories geared for kids 10 and under. Children must be accompanied by adult. Degnan's Loft, Yosemite Village shuttle stop #4 (AAG)</p> <p>7:30pm FIRESIDE STORYTELLING 1 hr. The Ahwahnee Great Lounge fireplace (YCS) & ☼</p> <p>Evening Program (Except December 14) 1 hr. Yosemite Lodge, check local postings for venue (NPS) & ☼</p>
<p>Ranger Snowshoe Walk—Explore the Forest in Winter (Begins December 18) 2 hr. Badger Pass A-frame Wear warm clothing and boots for this moderate/strenuous walk. Snowshoes provided, although not recommended for children under 10 yrs. \$</p> <p>Full Moon Snowshoe Walk (December 18 only) 2 hrs. Reservations required Sign up in advance at any tour desk Badger Pass Lodge (YCS) \$</p> <p><i>Snowshoe walks will be canceled if the Badger Pass Road closes, or if weather conditions are too severe.</i></p>	<p>10:30am Ranger Snowshoe Walk—Explore the Forest in Winter (Begins December 19) 2 hr. Badger Pass A-frame Wear warm clothing and boots for this moderate/strenuous walk. Snowshoes provided, although not recommended for children under 10 yrs. \$</p> <p>6:30pm Full Moon Snowshoe Walk (December 19 only) 2 hrs. Reservations required Sign up in advance at any tour desk Badger Pass Lodge (YCS) \$</p> <p><i>NOTE: Snowshoe walks will be canceled if the Badger Pass Road closes, or if weather conditions are too severe.</i></p>	<p>10:30am Ranger Snowshoe Walk—Explore the Forest in Winter (Begins December 20) 2 hr. Badger Pass A-frame Wear warm clothing and boots for this moderate/strenuous walk. Snowshoes provided, although not recommended for children under 10 yrs. \$</p>	<p>10:30am Ranger Snowshoe Walk—Explore the Forest in Winter (Begins December 14) 2 hr. Badger Pass A-frame Wear warm clothing and boots for this moderate/strenuous walk. Snowshoes provided, although not recommended for children under 10 yrs. \$</p>

Wawona

Pioneer Yosemite History Center

A visit to the Pioneer Yosemite History Center will explain how Yosemite was the inspiration for national parks across America and throughout the world. The Center is always open, and interpretive signs and brochures are available. *The historic Covered Bridge is temporarily closed for repair.* ☼


Badger Pass

Opens for season December 13, weather permitting

Badger Pass, California's oldest operating ski area, is the center of Yosemite ski and snowboarding activity during the winter. It is located at 7,200 feet in elevation and is a 1-hour drive from Yosemite Valley on the Glacier Point Road. There are 10 runs, 3 ski lifts, downhill and cross-country ski schools, ski rentals, and a day lodge. Cross-country skiers will find groomed and ungroomed trails that originate at Badger Pass; tracks are groomed on the Glacier Point Road all the way to Glacier Point. Wilderness permits available at the Badger Pass A-frame. Call 209/372-1000 for ski conditions.

Badger Pass Bus

Ride the free bus to Badger Pass Ski Area (bus begins running when ski area opens for the season). Road and weather conditions permitting, the bus leaves daily from Curry Village at 8:05 a.m., and 10:35 a.m., Yosemite Village at 8:10 a.m. and 10:40 a.m., The Ahwahnee at 8:15 a.m. and 10:45 a.m., and Yosemite Lodge at 8:30 a.m. and 11:00 a.m. Return buses leave Badger Pass at 2:00 pm and 4:30 p.m. Several buses operate on busy days. Allow at least one hour for a one-way trip. Additional information is available at hotel front desks.



Mariposa Grove of Giant Sequoias
NPS Photo

Sequoia Groves in Winter

Mariposa Grove

The Mariposa Grove of Giant Sequoias, located at the southern-most end of Yosemite, is the largest stand of giant sequoias in the park (about 500 trees). Allow 1¼ hours driving time from Yosemite Valley. Cars are prohibited beyond the parking area; however, many giant sequoias can be seen from there. From the parking area, all trails in the Mariposa Grove of Giant Sequoias are uphill. The trailhead is located at the far end of the parking area. Interpretive signs between the trailhead and the Grizzly Giant provide a self-guiding tour. Written translations of these signs are available at the trailhead (German, French, Spanish, Japanese).

In winter, the access road to the Grove is closed due to snow. Once the access road is closed, add an extra hour or two for the 2-mile walk from the South Entrance of the park to the Grove.

Merced Grove

Yosemite's quietest stand of sequoias is the Merced Grove, accessible only on foot. It's a 2-mile hike or ski into the grove from the Big Oak Flat Road (Highway 120 West). Located 3.5 miles north of Crane Flat or 4.5 miles south of the Big Oak Flat Entrance Station, the trailhead is marked by a post labeled B-10 and a road sign. Allow about 3 hours for the 4-mile round-trip hike or ski to this small group of sequoias (about 20 trees).

Tuolumne Grove

The Tuolumne Grove of Giant Sequoias is near Crane Flat at the intersection of the Big Oak Flat Road and the Tioga Road. The former route of the old Big Oak Flat Road leads downhill from Crane Flat into the Tuolumne Grove, a cluster of about 25 sequoias. Now closed to cars, this 2-mile round-trip walk or ski is relatively easy, depending on conditions; however, it is moderately strenuous on the uphill return.

Park Facilities and Services

All hours are subject to change

ATM

Yosemite Village

South of Village Store (Bank of America)
Inside Village Store

Yosemite Lodge

Inside main registration area

Curry Village

Inside gift/grocery store

Wawona

Inside Wawona Store

El Portal

On Highway 140 at the Yosemite View Lodge and the El Portal Market

Babysitting

Limited babysitting is available for registered guests at Yosemite Lodge and The Ahwahnee. Call front desk or concierge for additional information.

Food & Beverage Service

These hours of operation are approximate. Current hours of operation are posted at each front desk or facility.

YOSEMITE VILLAGE

Degnan's Delicatessen 7:00 a.m. to 5:00 p.m.

YOSEMITE LODGE

Food Court 6:30 a.m. to 8:00 p.m.
Lite fare served all day

Breakfast – 6:30 a.m. to 10:30 a.m.
Lunch – 11:30 a.m. to 2:30 p.m.
Dinner – 4:30 p.m. to 8:00 p.m.

Mountain Room Bar & Lounge

Weekdays: 4:00 p.m. to 10:00 p.m.
Weekends: Noon to 10:00 p.m.

Mountain Room Restaurant

Friday – Saturday: 5:30 p.m. to 9:00 p.m.
Sunday – Thursday: 5:30 p.m. to 8:30 p.m.

CURRY VILLAGE

Pavilion Buffet

December 21-January 5 (closes after breakfast)

Breakfast – 7:00 a.m. to 10:00 a.m.
Dinner – 5:30 p.m. to 8:00 p.m.

Closed for dinner December 25

Coffee Corner

December 14-January 5 7:00 a.m. to 11:00 a.m.

Pizza Patio

December 13-20

Weekdays: 5:00 p.m. to 9:00 p.m.
Weekends: Noon to 9:00 p.m.

December 21-January 4 Noon to 9:00 p.m.

THE AHWAHNEE

Dining Room

Breakfast – (Mon. – Sat.) 7:00 a.m. to 10:30 a.m.
Sunday Brunch – 7:00 a.m. to 3:00 p.m.
Lunch – (Mon. – Sat.) 11:00 a.m. to 3:00 p.m.
Dinner – 5:30 p.m. to 9:00 p.m.
Reservations and appropriate attire are respectfully requested. 209/372-1489

The Ahwahnee Bar

10:00 a.m. to 11:00 p.m.

WAWONA HOTEL

Dining Room

Breakfast – 7:30 a.m. to 10:00 a.m.
Sunday Brunch – 7:30 a.m. to 1:30 p.m.
Lunch – 11:30 a.m. to 1:30 p.m.
Dinner – 5:30 p.m. to 9:00 p.m.
Reservations taken for 8 or more. 209/375-1425

Gas Stations

Crane Flat

9:00 a.m. to 5:00 p.m. Diesel available.
Pay at the pump 24 hours with credit or debit card.

Wawona

9:00 a.m. to 6:00 p.m. Diesel available.
Pay at the pump 24 hours with credit or debit card.

Gifts, Books, & Apparel

YOSEMITE VILLAGE

The Ansel Adams Gallery

9:00 a.m. to 5:00 p.m. Closed December 25

Yosemite Bookstore

9:00 a.m. to 5:00 p.m.
Inside Valley Visitor Center

Yosemite Museum Store

9:30 a.m. to 4:30 p.m.

Village Store

8:00 a.m. to 8:00 p.m.

Habitat Yosemite

Friday – Sunday: 10:00 a.m. to 5:00 p.m.

Sport Shop

10:00 a.m. to 5:00 p.m.

YOSEMITE LODGE

Gift/Grocery 8:00 a.m. to 8:00 p.m.

Nature Shop 11:00 a.m. to 6:00 p.m.

THE AHWAHNEE

Gift Shop 8:00 a.m. to 10:00 p.m.

Sweet Shop 7:00 a.m. to 10:00 p.m.

CURRY VILLAGE

Mountain Shop 9:00 a.m. to 5:00 p.m.

Gift/Grocery 8:00 a.m. to 8:00 p.m.

WAWONA

Pioneer Gift Shop/Grocery

8:00 a.m. to 6:00 p.m.

Groceries

Yosemite Lodge Gift/Grocery

8:00 a.m. to 8:00 p.m.

Village Store 8:00 a.m. to 8:00 p.m.

Degnan's Delicatessen 7:00 a.m. to 5:00 p.m.

Curry Village Gift/Grocery

8:00 a.m. to 8:00 p.m.

Wawona Grocery Store 8:00 a.m. to 6:00 p.m.

Crane Flat 9:00 a.m. to 5:00 p.m.

El Portal Market 9:00 a.m. to 7:00 p.m.

Closes 6:00 p.m. on December 24

Closed December 25 and January 1

Showers & Laundromat

SHOWERS

Curry Village 24 hours

LAUNDROMAT

Housekeeping Camp 8:00 a.m. to 10:00 p.m.

Recycling

Village Store Recycling Center

10:00 a.m. to 5:00 p.m.
Bottles and cans may also be returned to place of purchase or park gas stations

Post Offices

Main Post Office - Yosemite Village

Monday – Friday: 8:30 a.m. to 5:00 p.m.

Saturday: 10:00 a.m. to Noon

Yosemite Lodge Post Office

Monday – Thursday: 11:30 a.m. to 2:45 p.m.
Friday: 11:30 a.m. to 4:30 p.m.

Wawona Post Office

Monday – Friday: 9:00 a.m. to 5:00 p.m.
Saturday: 9:00 a.m. to 1:00 p.m.

El Portal Post Office

Monday – Friday: 8:30 a.m. to 12:30 p.m. and 1:30 a.m. to 5:00 p.m.

Auto Service, Towing, and Repair (AAA)

Village Garage

8:00 a.m. to 5:00 p.m. Closed for lunch.
Towing 24 hours. Emergency gasoline & propane available. 209/372-8320

Service Organizations

Al-Anon

Wednesday 7:00 p.m.
Except December 25 and January 1
YCS General Office Building
(Employee Training Center) Yosemite Village

Alcoholics Anonymous

Sunday, Tuesday, and Thursday 7:30 p.m.
YCS General Office Building
(Employee Training Center), Yosemite Village

Narcotics Anonymous

Saturday 7:30 p.m.
YCS General Office Building
(Employee Training Center), Yosemite Village

Lions Club

Meets first and third Thursdays of each month at noon, The Ahwahnee.
Call 209/372-4475 for information.

Rotary International

Meets Thursdays for lunch at noon in The Ahwahnee Mural Room. Visiting Rotarian families and guests welcome. For meeting reservations or information, call 209/372-8459.

Religious Services

YOSEMITE COMMUNITY CHURCH

(Nondenominational Christian)
Pastor Brent Moore 209/372-4831

Yosemite Valley Chapel

Worship Service and Children's Church
Sunday 9:15 a.m.

Worship Service/Bible Study
Thursday 7:00 p.m.

Christmas Eve Candlelight Service
December 24 4:00 p.m.

New Year's Eve Service
December 31 10:30 p.m. to midnight

ROMAN CATHOLIC

Rev. Raymond J. Duffy 209/372-4729

Mass in Yosemite Valley

Visitor Center West Auditorium
Sunday 10:00 a.m.
Christmas Eve December 24 10:00 p.m.
Christmas Day December 25 10:00 a.m.

Yosemite Valley Chapel
Monday and Friday 12:15 p.m.
Except December 20 and January 6
New Year's Day Mass January 1 12:15 p.m.

CROSSWAY CHURCH

(Christian Protestant)
Pastor Steve Hughes 209/379-2428

Worship Service

Yosemite Chapel
Sunday 7:00 p.m.

EL PORTAL COMMUNITY CHURCH

Pastor Russ Marsh 209/379-2255
El Portal Chapel

Worship Service

First and third Saturday, 7:30 p.m.
Second, fourth, and fifth Sunday, 10:30 a.m.

WAWONA CHRISTIAN FELLOWSHIP

Pastor David Adamcik 209/966-3039
Wawona Community Center

Worship Service

Sunday 9:00 a.m.

Christmas Eve Service

December 24 7:00 p.m.

Women's Bible Study

Wednesday 1:00 p.m.

General Park Information

Emergency 911

Fire – Police – Medical Emergency: Dial 911,
24 hours a day (from hotel room 9-911)

Information

Road and Weather

General Park Information
209/372-0200 www.nps.gov/yose

Campground Reservations

800/436-7275 reservations.nps.gov

Medical

Yosemite Medical Clinic

Emergency care: 24 hours daily

Drop-in and Urgent Care

Daily 8:00 a.m. to 7:00 p.m.

Scheduled Appointments

Monday – Friday 9:00 a.m. to 5:00 p.m.
Saturday 9:00 a.m. to noon

Located on Ahwahnee Drive in Yosemite Valley, the clinic provides routine and emergency medical care for park employees, residents, and visitors. Experienced nursing staff, emergency physicians, nurse practitioner, and support staff on duty. Services include a limited pharmacy, lab, x-ray, physical therapy, and Mountain Crisis Services for victims of domestic violence. 209/372-4637

Paramedic/Ambulance Service

24 hours daily

Dental Services

Adjacent to Medical Clinic. For hours, call 209/372-4200. If no answer, call 209/372-4637.

Services For Disabled

An accessibility brochure is available at park entrance stations and visitor centers.

Accessibility information will be available online in mid-December. (www.nps.gov/yose)

Wheelchair rental available at Yosemite Medical Clinic, 209/372-4637, and the Yosemite Lodge bike rental stand, 209/372-1208.

Accommodations

For advance reservations or information (rooms or activities), call 559/252-4848.

(www.yosemitepark.com)

For availability on day of arrival, check at any front desk.

Recreation Conditions permitting

BADGER PASS SKI AREA

Opens for season December 13, conditions permitting. Downhill Ski Area, Rental Shop, Cross-Country Center, Ski School. Lift Operation: 9:00 a.m. to 4:00 p.m. Call 209/372-1000 for conditions and information.

YOSEMITE MOUNTAINEERING SCHOOL AND GUIDE SERVICE

Yosemite Mountaineering School and Guide Service offers lessons and guided climbing at all levels, overnight backpacking, and guided day hikes to spectacular areas of Yosemite Valley. Reservations required.

Curry Village

8:30 a.m. to 5:00 p.m. Closed for lunch
Classes meet at 8:30 a.m. 209/372-8344

BICYCLE RENTAL

Bikes, strollers, baby-joggers, wheelchairs, and six-speed bikes with trailers. Hourly and daily rates. Bikes must be returned by 4:15 p.m.

Yosemite Lodge

10:00 a.m. to 4:30 p.m.
Closed for lunch 1:30 – 2:00 p.m.

ICE SKATING RINK

Located at Curry Village, shuttle stop #21.
209/372-8341

Monday – Friday

3:30 p.m. – 6:00 p.m.
7:00 p.m. – 9:30 p.m.

Saturday, Sunday, and holidays

8:30 a.m. – 11:00 a.m.

Noon – 2:30 p.m.

3:30 p.m. – 6:00 p.m.

7:00 p.m. – 9:30 p.m.

Tours

Inquire at tour/transportation desks at the following locations, or call 209/372-1240.

Yosemite Lodge Tour Desk

8:00 a.m. to 5:00 p.m.

Yosemite Village Tour Desk

9:00 a.m. to 3:00 p.m.

Curry Village Tour Desk

8:00 a.m. to 5:00 p.m.

VALLEY FLOOR TOUR

This 26-mile, 2-hour motor coach tour departs several times daily from Yosemite Lodge. Check for hours at any tour desk. Conditions permitting.

Wilderness Permits

All wilderness centers are closed for the season. Anyone going overnight into Yosemite's back-country must have a wilderness permit. You can self-register at one of the following locations: Yosemite Valley Visitor Center, Big Oak Flat Information Station, Wawona Information Station at Hill's Studio, the Tuolumne Meadows Ski Hut, Badger Pass A-frame, or Hetch Hetchy Entrance Station (open 8:00 a.m. to 5:00 p.m. daily).

Tioga Road is closed for the winter.

Bears can remain active throughout the winter. Visitors heading into Yosemite's wilderness areas are highly encouraged to use bear resistant food canisters. They are required in some areas; check at visitor centers or online at www.nps.gov/yose/wilderness/bfoodstorage.htm

Bear Canister Rental

Available for \$5 per trip at the Yosemite Valley Visitor Center, Sport Shop, Curry Village Mountain Shop, Crane Flat Store, Wawona Store, and the Hetch Hetchy Entrance Station. Canisters may be returned at any rental location in the park.

