

# Avi Kwa Ame National Monument

A summary of forecasted economic performance in surrounding counties



Photo courtesy Dani Vernon

## BACKGROUND

The 507,000-acre Avi Kwa Ame National Monument was designated in 2023 to protect some of the most sacred places on Earth to the Mojave, Chemehuevi, and some Southern Paiute people. Avi Kwa Ame, also known as Spirit Mountain, is also home to expansive Joshua tree forests and provides important habitat to desert bighorn sheep, desert tortoise, and Gila monsters. Located in Clark County, Nevada, the monument is co-managed by the Bureau of Land Management, Bureau of Reclamation, and National Park Service. Monument designation was led by the Fort Mojave Indian Tribe.

## PUBLIC ACCESS AND USES

The monument allows hunting, camping, hiking, OHV use, and wildlife watching alongside spiritual uses. In Fiscal Year 2024, the monument attracted 104,114 visitors.<sup>1</sup>

## TRAVEL AND TOURISM

Travel and tourism are important to communities in the Avi Kwa Ame region, representing about 34% of total private wage and salary employment, or 320,459 jobs, in 2024.<sup>2</sup> Outdoor recreation contributed more than \$8.1 billion to Nevada's economy in 2023.<sup>3</sup>

## SUMMARY FINDINGS

Research shows that conserving public lands like the Avi Kwa Ame National Monument helps to safeguard and highlight amenities that are expected to draw new visitors, businesses, and residents to surrounding communities.<sup>4</sup>

Western counties with protected public lands, like national monuments, are projected to be more successful at attracting fast-growing economic sectors and as a result are expected to grow more quickly, on average, than counties without protected public lands. In addition, protected natural amenities—such as the ancient Joshua tree forests, unique rock formations, and canyon scenery found at Avi Kwa Ame National Monument are projected to help sustain property values and attract new investment.

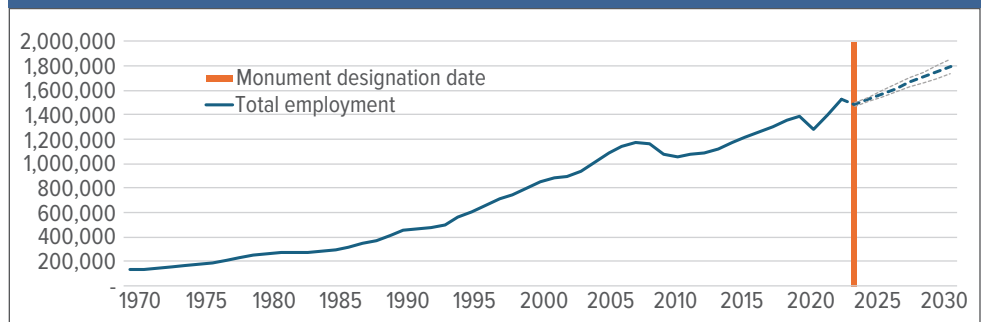
## ECONOMY IS FORECASTED TO GROW AFTER DESIGNATION

The economy of Clark County, Nevada, neighboring the Avi Kwa Ame National Monument has experienced strong growth since 2001. After the monument was designated, similar trends are likely to continue.

### Based on historical economic performance in Clark County from 2001 to 2022:<sup>5</sup>

- Employment increased by 73%. By 2030, it is expected to increase by another 17%.
- Population increased by 59%. By 2030, it is expected to increase by another 23%.

## TOTAL EMPLOYMENT



## SERVICE JOBS INCREASING

Services jobs—such as doctors, restaurant workers, and teachers—account for the majority of future employment growth in the Avi Kwa Ame region in recent decades. These jobs are increasingly mobile, and many entrepreneurs locate their businesses in areas with a high quality of life.

### From 2001 to 2022 in the Avi Kwa Ame region:<sup>5</sup>

- Service jobs grew from 697,199 to 1,270,542 jobs, an 82% increase.
- Non-service jobs grew from 102,332 to 129,141, a 26% increase.

Following monument designation in 2025, forecasts predict an increase in both services and non-services jobs by 2030.

## EMPLOYMENT BY MAJOR INDUSTRY

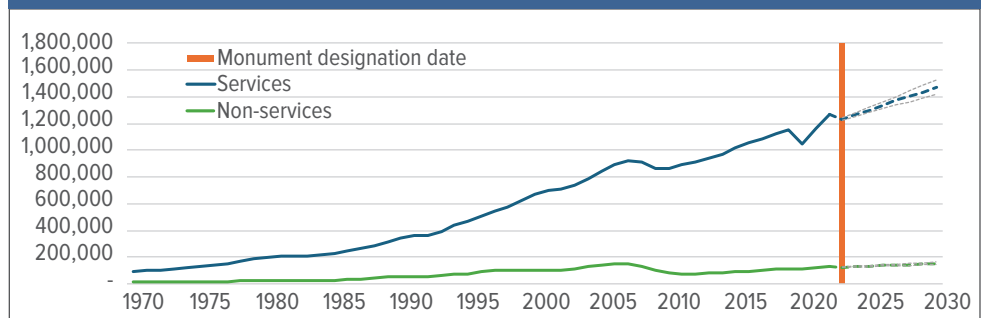




Photo courtesy Justin McAfee

The communities in Clark County neighboring the Avi Kwa Ame National Monument are expected to experience strong growth following its designation in 2023. The projected increases in population, jobs, personal income, and per capita income are expected to mirror other Western counties with national monuments or other protected lands.

## ABOUT

This fact sheet is part of a series created by Headwaters Economics that assesses the economic performance of local communities adjacent to national monuments. Economic growth for 2023–2030 was projected using data for large national monuments in the western United States. Trends before and after monument designation were modeled, controlling for unique characteristics of each monument. For more information, see <https://headwaterseconomics.org/public-lands/economic-performance-national-monuments>.

1. Bureau of Land Management. (2025). Avi Kwa Ame National Monument Annual Manager's Report, Fiscal Year 2024. Las Vegas, NV: Bureau of Land Management, Southern Nevada District Office. Retrieved from <https://www.blm.gov/sites/default/files/docs/2025-04/AKANM%20FY24.pdf>
2. U.S. Department of Labor, Bureau of Labor Statistics. (2023). Quarterly Census of Employment and Wages. Washington, DC: U.S. Department of Labor. Retrieved from <https://www.bls.gov/cew/>
3. U.S. Department of Commerce, Bureau of Economic Analysis. (2024). Outdoor Recreation Satellite Account. Washington, DC: U.S. Department of Commerce. Retrieved from <https://www.bea.gov/data/special-topics/outdoor-recreation>
4. Headwaters Economics. (2021). National Monuments Can Boost Local Economies. Bozeman, MT: Headwaters Economics. Retrieved from <https://headwaterseconomics.org/public-lands/national-monuments-studies/>
5. U.S. Department of Commerce, Bureau of Economic Analysis. (2023). Regional Economic Accounts. Washington, DC: U.S. Department of Commerce. Retrieved from <https://www.bea.gov/data/economic-accounts/regional>
6. Lawson, M. (2019). Non-Labor Income in the Rural West. Bozeman, MT: Headwaters Economics. Retrieved from <https://headwaterseconomics.org/public-lands/papl-lawson/>

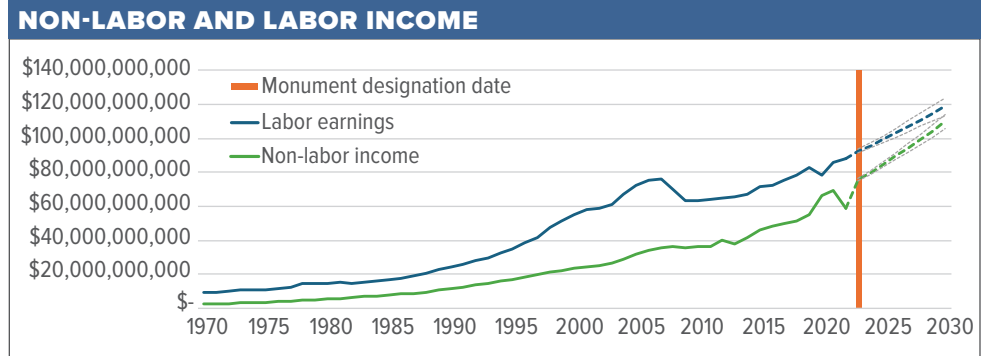
## NON-LABOR INCOME IS PROJECTED TO GROW FAST

One of the largest and fastest growing future sources of new personal income in the Avi Kwa Ame region is expected to be non-labor income, which is made up of investment income such as dividends, interest and rent, and government transfer payments such as Social Security and Medicare.

For people with investment income and many retirees, protected public lands and recreation provide important aspects of a high quality of life. Non-labor income already represents more than a third of all personal income in the West—and is projected to grow as the Baby Boomer generation retires.<sup>6</sup>

### From 2001 to 2022 in the Avi Kwa Ame region:<sup>5</sup>

- Non-labor income grew from \$24.2 million to \$58.8 million, a 143% increase.
- In 2022 non-labor income made up 40% of total personal income and is projected to account for 49% of all personal income by 2030.



## TRADITIONAL JOBS HOLD STEADY

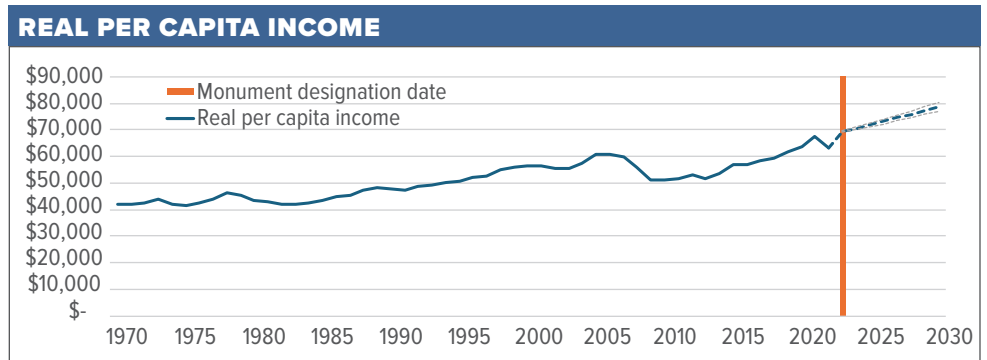
Long before the monument's creation, commodity industries (agriculture, mining, timber) were becoming a smaller share of the overall economy in the Avi Kwa Ame region. These industries are projected to remain a small part of the region's economy in the future.

## PROSPERITY ON THE RISE

While some aspects of the economy are forecasted to remain steady following the designation of Avi Kwa Ame National Monument, per capita income and earnings per job are projected to grow. This indicates expected growing prosperity in the region.

### From 2001 to 2022 in the Avi Kwa Ame region:<sup>5</sup>

- Real per capita income increased from \$56,317 to \$63,408, a 13% increase. By 2030, it is expected to increase another 24% to \$78,764.
- Real earnings per job decreased from \$74,150 to \$66,422, a 10% decrease. By 2030, it is expected to increase by 15% to \$76,156 annually.



Headwaters Economics is an independent, nonprofit research group that works to improve community development and land management decisions.