

# Berryessa Snow Mountain National Monument

## A summary of economic performance in surrounding counties



Photo courtesy Bob Wick, BLM

### BACKGROUND

The 344,476-acre Berryessa Snow Mountain National Monument was designated in 2015 to protect rugged mountains, oak woodlands, and wild rivers rich in biodiversity and cultural heritage, including ancestral Indigenous lands and historic sites reflecting California’s ranching and mining history. Located in Colusa, Glenn, Lake, Mendocino, Napa, Solano, and Yolo counties in California, the monument is co-managed by the Bureau of Land Management and the U. S. Forest Service.

### PUBLIC ACCESS AND USES

The monument allows camping, fishing, birdwatching, hiking, OHV use, hunting, and mountain biking. In 2023, the monument attracted 381,834 visitors.<sup>1</sup>

### TRAVEL AND TOURISM

Travel and tourism are important to communities in the Berryessa Snow Mountain region, representing about 16% of total private wage and salary employment, or 25,097 jobs, in 2024.<sup>2</sup> Recreation contributed more than \$83.9 billion to California’s economy in 2023.<sup>3</sup>

### SUMMARY FINDINGS

Research shows that conserving public lands like the Berryessa Snow Mountain National Monument helps to safeguard and highlight amenities that draw new visitors, businesses, and residents to surrounding communities.<sup>4</sup>

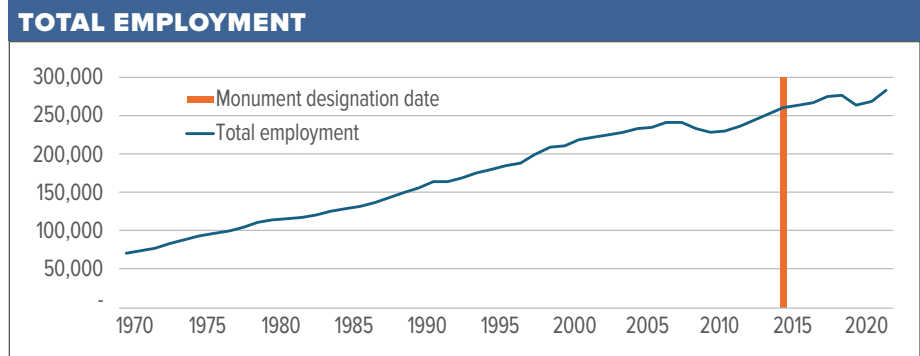
Western counties with protected public lands, like national monuments, have been more successful at attracting fast-growing economic sectors and as a result grow more quickly, on average, than counties without protected public lands. In addition, protected natural amenities—such as the volcanic ridges, alpine meadows, and dramatic canyon vistas found at Berryessa Snow Mountain National Monument — also help sustain property values and attract new investment.

### ECONOMY GROWS AFTER DESIGNATION

The economy of Colusa, Glenn, Lake, Mendocino, Napa, Solano, and Yolo counties neighboring the Berryessa Snow Mountain National Monument have grown after the designation of the monument, continuing previous growth trends.

#### From 2001 to 2022 in the Berryessa Snow Mountain region:<sup>5</sup>

- Population grew by 17%.
- Jobs grew by 29%.



### SERVICE JOBS INCREASING/STEADY

Service jobs—such as doctors, hospitality workers, and teachers—reflect economic diversification for many communities. These jobs are increasingly mobile, and many entrepreneurs locate their businesses in areas with a high quality of life.

#### From 2001 to 2022 in the Berryessa Snow Mountain region:<sup>5</sup>

- Service jobs grew from 129,203 to 172,373, a 33% increase.
- Non-service jobs grew from 47,169 to 52,703, a 12% increase.

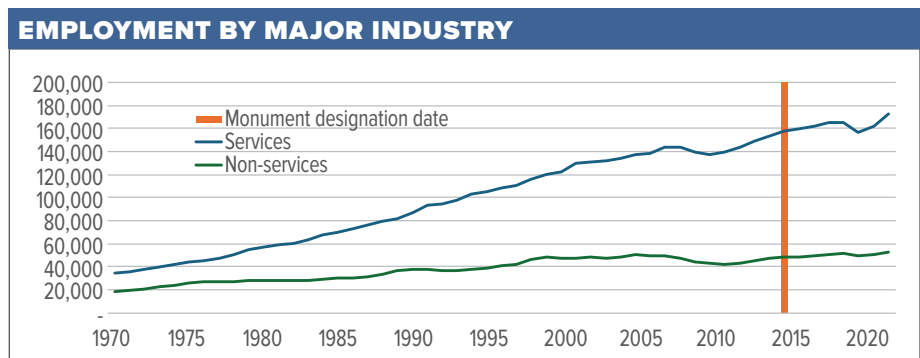




Photo courtesy Bob Wick, BLM

The communities in Colusa, Glenn, Lake, Mendocino, Napa, Solano, and Yolo counties neighboring the Berryessa Snow Mountain National Monument experienced strong growth since its designation in 2015. The increases in population, jobs, personal income, and per capita income mirror other Western counties with national monuments or other protected lands.

## ABOUT

This fact sheet is part of a series created by Headwaters Economics that assesses the economic performance of local communities adjacent to national monuments. For more information, see <https://headwaterseconomics.org/public-lands/economic-performance-national-monuments>.

1. Bureau of Land Management. (2024). *Berryessa Snow Mountain National Monument annual manager's report: Fiscal year 2023*. Ukiah, CA: Bureau of Land Management, Ukiah Field Office. Retrieved from [https://www.blm.gov/sites/default/files/docs/2024-04/BSMNManagerReport\\_FY23.pdf](https://www.blm.gov/sites/default/files/docs/2024-04/BSMNManagerReport_FY23.pdf)
2. U.S. Department of Labor, Bureau of Labor Statistics. (2023). *Quarterly Census of Employment and Wages*. Washington, DC: U.S. Department of Labor. Retrieved from <https://www.bls.gov/cew/>
3. U.S. Department of Commerce, Bureau of Economic Analysis. (2024). *Outdoor Recreation Satellite Account*. Washington, DC: U.S. Department of Commerce. Retrieved from <https://www.bea.gov/data/special-topics/outdoor-recreation>
4. Headwaters Economics. (2021). *National Monuments Can Boost Local Economies*. Bozeman, MT: Headwaters Economics. Retrieved from <https://headwaterseconomics.org/public-lands/national-monuments-studies/>
5. U.S. Department of Commerce, Bureau of Economic Analysis. (2023). *Regional Economic Accounts*. Washington, DC: U.S. Department of Commerce. Retrieved from <https://www.bea.gov/data/economic-accounts/regional>
6. Lawson, M. (2019). *Non-Labor Income in the Rural West*. Bozeman, MT: Headwaters Economics. Retrieved from <https://headwaterseconomics.org/public-lands/papl-lawson/>

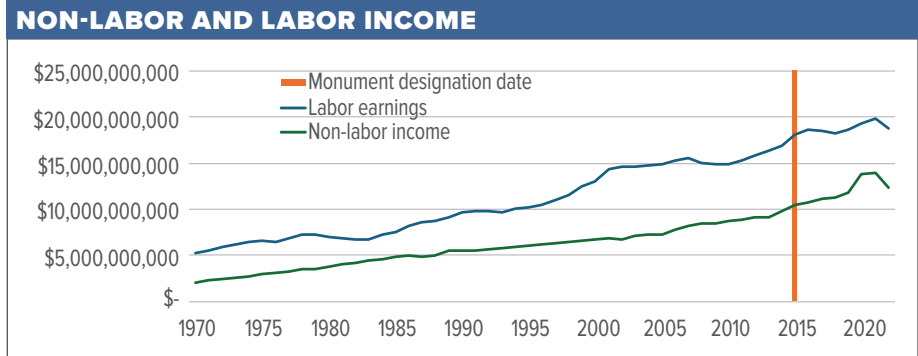
## NON-LABOR INCOME GROWS FASTEST

One of the largest and fastest growing sources of new personal income in the Berryessa Snow Mountain region is non-labor income, which is made up of investment income such as dividends, interest and rent, and government transfer payments such as Social Security and Medicare.

For people with investment income and many retirees, protected public lands and recreation provide important aspects of a high quality of life. Non-labor income already represents more than a third of all personal income in the West—and will grow as the Baby Boomer generation retires.<sup>6</sup>

### From 2001 to 2022 in the Berryessa Snow Mountain region:<sup>5</sup>

- Non-labor income grew from \$6.8 billion to \$12.3 billion, an 81% increase.
- As a result, in 2022 non-labor income made up 40% of total personal income.



## TRADITIONAL JOBS HOLD STEADY

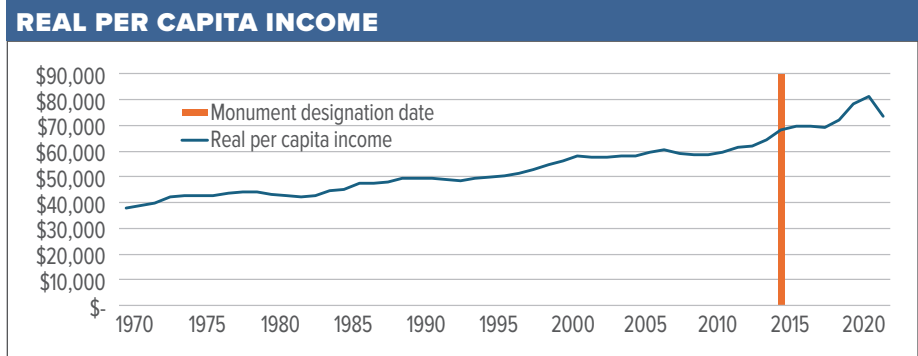
Long before the monument's creation, commodity industries (agriculture, mining, timber) were becoming a smaller share of the overall economy in the Berryessa Snow Mountain region. These industries remain part of the region's economy today.

## PROSPERITY ON THE RISE

As the economy has grown since the designation of the Berryessa Snow Mountain National Monument, per capita income and earnings per job have risen as well. This indicates growing prosperity in the region.

### From 2001 to 2022 in the Berryessa Snow Mountain region:<sup>5</sup>

- Real per capita income grew from \$58,198 to \$73,353, a 26% increase.
- Real earnings per job increased from \$75,011 to \$83,368, an 11% increase.



Headwaters Economics is an independent, nonprofit research group that works to improve community development and land management decisions.