


ANTIETAM NATIONAL BATTLEFIELD

JUNIOR



RANGER

Ages 6 - 8




Become a Junior Ranger At Antietam National Battlefield

Junior rangers learn about the National Parks they visit and assist Rangers and volunteers.


To become a Junior Park Ranger read through this booklet, visit the park and the visitors center and talk to the Rangers.

After you have answered the questions in this booklet see a Ranger at the front desk of the visitors center. The Ranger will review your answers with you and award you your badge and certificate.



Battlefield Bingo

As you drive around the battlefield be on the lookout for the objects below. Circle three in a row to win, try to find all nine!




The Fences of Antietam

Our stone walls and wooden fences keep the cows and sheep from walking in the roads and through the crops. Draw three types of park fences.

1

2


3



Meet a Ranger

Park Rangers do lots of jobs. Talk to a Ranger to learn more about his or her work (you can spot them by their hats!)

Circle the jobs done by your Ranger.



Gardener

Police Officer

Clerk

Teacher

Firefighter

Writer

Scientist

Nurse

Banker


Janitor

Builder

Artist

Tell a Story

Civil war-era newspapers used artists to make drawings of what happened in the battle. Pretend you are a newspaper artist and draw a picture of the battle for the front page below.

BIG FIGHT AT SHARPSBURG EXTRA	<i>The Antietam Gazette</i>	SEPTEMBER 17 1862 EXTRA
		

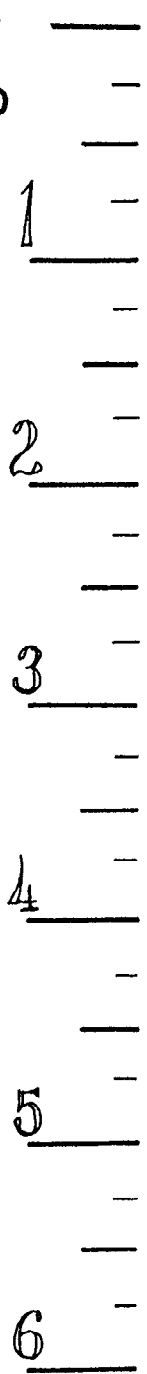

Cannoneers to your Posts!

Soldiers who fired the cannons had to be good at math. Go to the cannon in front of the visitors center. Remember to not climb on the cannons.

Using the ruler, measure the width of the muzzle (opening) of the barrel. _____

How long is the cannon barrel? _____




Circle the shapes you can find on the cannon.



Then and Now

The Army has changed a lot over the years.

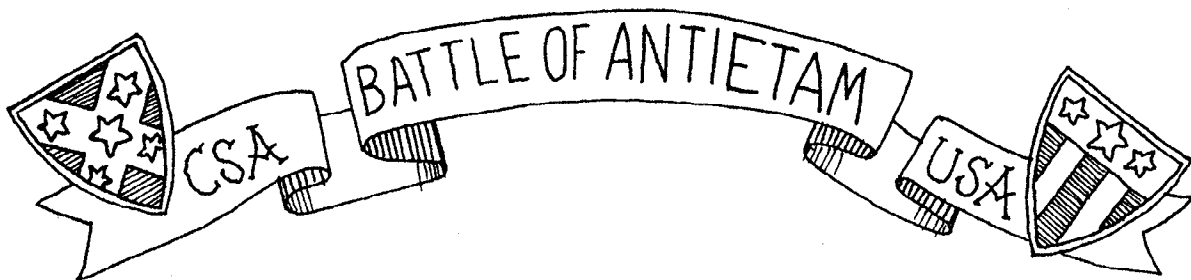
The pictures on the left show how some jobs were done by Civil War Soldiers. Draw lines that connect them with how those jobs are done by soldiers today.



Antietam Monuments

The nearly 100 battlefield monuments were placed on the battlefield in the years after the battle by the soldiers who fought here. The monuments help us to remember the sacrifices of those soldiers.


Draw your favorite monument.




Scavenger Hunt

Visit our museum to find the things pictured below. These things were used by soldiers at the Battle of Antietam, almost a century and a half ago.

Draw a line to connect the picture with the word that describes it.



shell

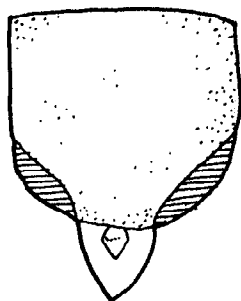


cap box

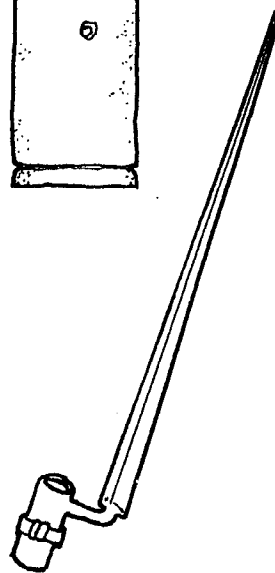
kepi drum



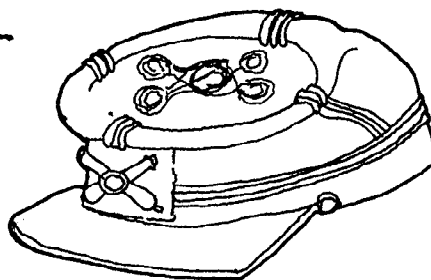
fuze



rifle



bayonet





Congratulations!

As soon as you meet with a Ranger at the front desk to have your work checked you will receive the certificate and badge of a full-fledged Antietam Junior Ranger!

As a Junior Ranger you have a big job. Help the Park Rangers keep the battlefield clean and help them teach others about our National Parks and our nation's history.

Good Job



Ranger!

Park Ranger
2008 Mannie
Gentile