




Junior Ranger Program

Ages 9-12



Marnie Gentile 2008

Introduction

Welcome to Antietam National Battlefield. Junior Rangers are special people. They learn about national parks and help the park rangers.

To become a Junior Ranger, just complete **ANY FIVE** of the activities in this book. (It's OK to ask a ranger, volunteer, or parent for help).

When you are done, bring your booklet to the information desk at the visitor center. A park ranger or park volunteer will review your answers and award you a Junior Ranger certificate and a Junior Ranger badge.

Good luck!



Union Cavalry Soldier at Antietam

Activity #1 Go To The Movies

(Watch One of the Movies in the Visitor Center Theater)

List three things you remember from the movie.

- 1) _____

- 2) _____

- 3) _____

Write down three feelings you think the soldiers experienced during or after the battle.

- 1) _____ 2) _____ 3) _____

Activity #2 Meet A Ranger

(Visitor Center)

Attend a program given by a park ranger or a park volunteer.
What was the most interesting thing you learned?



Interview the ranger or volunteer before or after the talk:

What do you like best about your job?

What do they think everyone should remember about the Battle of Antietam?

Activity #3 Critic's Choice

(Visitor Center)

Captain James Hope fought in the Battle of Antietam. He returned home to Vermont and painted what he saw during the battle. Several of his paintings are in the visitor center museum. Pick your favorite painting and describe what is happening in the painting.

Find the painting with the burning house. That was the house where the Mumma family lived. Before the battle, Confederate soldiers came to the house and told Mr. and Mrs. Mumma and their 13 children to leave their home. The battle would soon start, and the family was in danger. On the morning of the battle the Confederates burned the house so it could not be used by Union soldiers.

How would you feel if soldiers came to your house and told you that you had to leave because there would soon be a battle in your neighborhood?

If you had to leave your house in a hurry, what would you bring with you?

For the soldiers, the battle lasted one day. How long do you think it took for this family and others in Sharpsburg to repair the damage caused by the battle?



Photograph of the destroyed Mumma family farm taken just after the battle.

Activity #4 Angel of the Battlefield (Auto Tour Stop #2 - The North Woods)

When you get to Tour Stop #2, find the large stone Clara Barton Monument. Read the inscription to help you answer the following questions.

What did Clara Barton do to help the doctors and soldiers at Antietam?

What organization did Miss Barton establish after the Civil War?



Clara Barton

Wounded soldiers were often carried to barns to get them away from the battle so the doctors could care for them. At Antietam, the army doctors ran out of bandages and medicine until Clara Barton arrived with more. One doctor called her “Angel of the Battlefield.”

Circle the places below that were used to shelter wounded soldiers during the Battle of Antietam:

| | |
|-------------------|----------------|
| Miller Cornfield | Roulette Barn |
| Poffenberger Barn | Visitor Center |
| Observation Tower | Piper Barn |

Circle the items below that were used to care for wounded soldiers:

| | |
|------------|-----------|
| Bandages | Bayonets |
| Horseshoes | Water |
| Blankets | Gunpowder |



The Smith family barn was one of seventy-five field hospitals in the area.

Activity #5 The Brave Young Cannoneer (Auto Tour Stop 4 - The Cornfield)

The Medal of Honor is America's highest recognition for soldiers who have distinguished themselves in combat by extraordinary courage, by risking their own lives, and by going beyond the call of duty.

How old was Johnny Cook at Antietam?

Why did he receive the Medal Of Honor?


Do you think you would be able to load and fire the cannon during the battle?

How many years older was Johnny Cook in 1862 than you are today? (Subtract your age from his age).



Johnny Cook

Extra credit: Find the Medal of Honor on display in the visitor center. What do you think the decorations on the medal symbolize?



You can walk to the place where Johnny earned his medal. From Stop #4, make a right hand turn onto the Hagerstown Pike and you will see the cannons that mark the spot on the left hand side of the road. Watch for traffic as you walk to the cannons.

Activity #6 Interview a Monument (Any Tour Stop)

There are about 100 monuments on the battlefield. In the years after the battle surviving veterans returned to Antietam to place monuments on the field to mark where the soldiers were during the battle and to commemorate fallen friends.


PLEASE BE CAREFUL NOT TO CLIMB ON THE MONUMENTS. THEY COULD BE DAMAGED, AND YOU COULD GET HURT IF YOU FALL.

Pick your favorite monument and draw it in the space to the right.

What geometric shapes do you see in this monument?

Who or what does this monument honor?

Does the monument represent a state? If so, where is the state located, North or South?



Activity #7 The National Park Service Mission (Various Places on the Battlefield)

The mission of the National Park Service is to protect and preserve the history and natural beauty of our country. Rangers want to ensure that future generations will be able to enjoy our national parks like you do today.

As you visit the battlefield, you will notice that in many ways Antietam looks like it did in 1862. The goal of the battlefield staff is to restore the landscape to its 1862 appearance. While driving or hiking the battlefield, look for a wayside panel that has a historic photograph of the battlefield.

(Good places are the Union side of the Burnside Bridge, the four cannons between the Visitor Center and the Dunker Church, and Tour Stop #6). Use the photographs on these panels to answer the following questions.



Name two things that are different today compared to the 1862 view.

Name two things that are the same.

Do you think the National Park Service has accomplished its mission at Antietam? Why or why not?

What can you do to help save and protect Antietam National Battlefield?

Bonus: Who owns Antietam National Battlefield and all national parks?

Activity #8 Mapping the Sunken Road (Tour Stop #8 - The Sunken Road)

When you reach Tour Stop #8, walk down the steps into the Sunken Road and walk up the hill on the northern side of the road. You should be looking past the fence to the open field in front of the road. Your location is marked by an X on the map below. The map shows what this area looked like at the time of the battle in 1862.

You will have to read the map for this activity. Map reading was an important skill for soldiers. Maps helped them learn where roads went and what types of obstacles they were facing. Map reading is also important for park rangers in case they have to give directions or look for lost people.

Use the map to help you answer the questions below using the compass and the legend:

As you face northeast, what type of fence bordered the Sunken Road in 1862?

What type of fence is in front of the Sunken Road today?

As you face northeast, what was the ground cover in front of the Sunken Road in 1862?

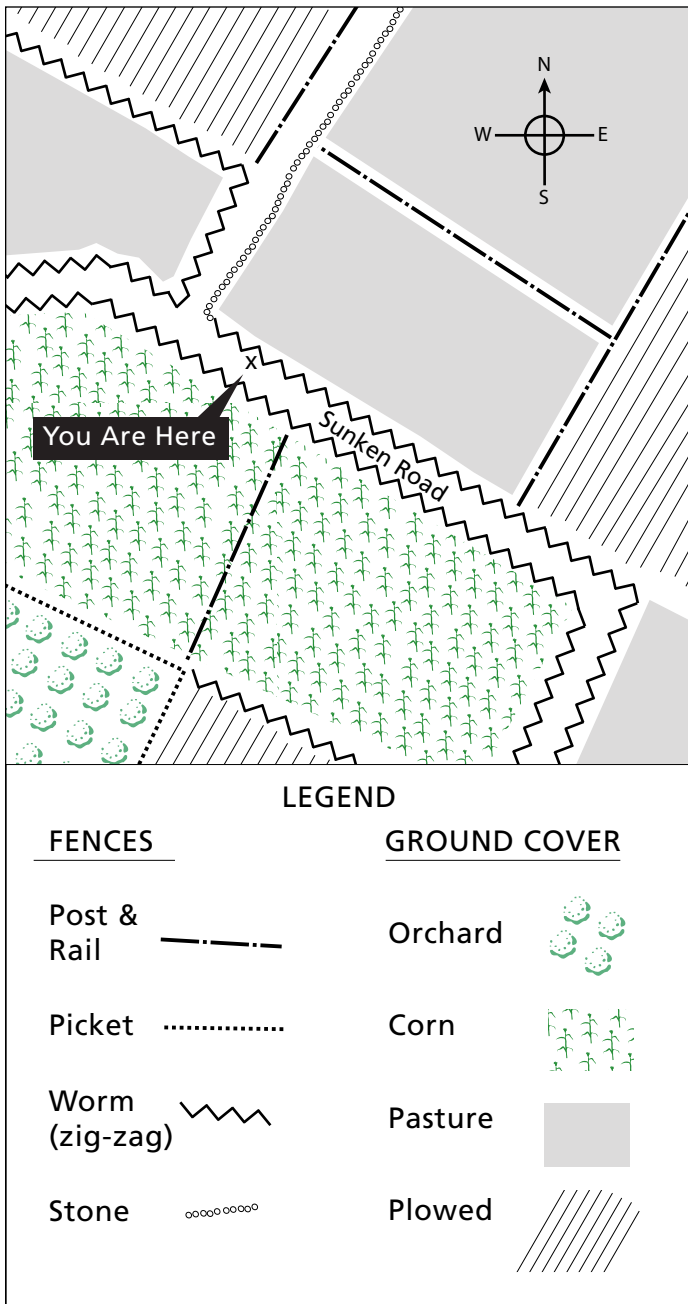
What is the ground cover northeast of the Sunken Road today?

What type of ground cover was southwest of the Sunken Road in 1862?

What type of ground cover is southwest of Sunken Road today?

Look down the Sunken Road to the southeast. What do you see at the end of the Road?

Was it there in 1862? (Hint: Use the map.)



Activity #9 A Bridge Through Time (Tour Stop 9 - Burnside Bridge Overlook)

The Burnside Bridge is one of the most famous places at Antietam Battlefield. As you stand on the overlook above the creek, you are now where the Confederate soldiers were during the battle. The Union soldiers were on the other side of the creek. The Confederates were outnumbered, but their excellent firing position on this hill made it very difficult for the Union soldiers to take the bridge. Many Union soldiers were wounded and killed as they tried to cross the bridge.

Walk down to the bridge. This is the same bridge that was here on the day of the battle. You can measure the bridge and practice your math skills. Civil War armies used math skills to estimate distances. Math skills are also important to park rangers when they estimate the height of trees or the number of plants or animals living in a given area.

WORK SPACE FOR BRIDGE MEASUREMENTS

Measure the bridge by using your steps as a measuring stick.


Walk across the width of the bridge (from one wall to another) at a comfortable speed. How many steps is it? _____

Assume your step is 2 feet long. Figure out the width of the bridge in feet. (Hint: 2 x the number of steps). _____ feet wide.

Now walk the length of the bridge (across the creek) at the same speed.

How many steps is it? _____

Figure out the length of the bridge in feet. (Hint: 2 x the number of steps.)
_____ feet long



WITNESS TREE

As you stand on the Union side of the bridge, you will see a large sycamore tree. Sycamores can be recognized by the white patches on their bark. This tree “witnessed” Union soldiers crossing the bridge, however, it was much smaller as you can see in this photograph taken just after the battle.

Witness Tree in 1862

Activity #10 Take a Hike (Various Places on the Battlefield)

There are several trails that you can hike while visiting the battlefield. Ask a park ranger or volunteer for a trail guide and for their suggestions on which trail to explore.

A Magic Moment

Stand or sit quietly by yourself or with your family along the trail. Draw or write what you see, hear, smell, and feel during this time.

A large empty rectangular box with corner crop marks, intended for drawing or writing.

Activity #11 You're the Boss (To Be Completed at Home)

Every national park is a place to explore and learn. There are many people who work at Antietam to make sure that visitors and museum objects are safe, flowers are planted, restrooms are clean, trails are in good condition and that the landscape is restored to look the way it did the day of the battle.

The person in charge of the park is called a superintendent. Write the superintendent and

tell him/her what you liked best about your visit to Antietam National Battlefield. You can also suggest what we could do to improve the park. As a Junior Ranger your ideas are important.

Send your letter to the Superintendent, Antietam National Battlefield, P.O. Box 158, Sharpsburg, MD 21782.



Congratulations! You are now a Junior Ranger. Return to the visitor center and present your booklet at the information desk. You will be awarded a Junior Ranger badge and certificate.