

Washita Battlefield

National Park Service
U.S. Department of the Interior
Washita Battlefield National Historic Site



25 for 25 Challenge


25 years ago, tribal members and locals saw the value of the piece of land that is now Washita Battlefield National Historic Site. Without that vision for what this place could become, the national park site that you are visiting today may not have become a reality. We are proud to celebrate the success of working together with tribal and community members to remember and commemorate what happened here. We look forward to what the 25 years and beyond will be for this special place.

The 25 for 25 Challenge is one of the ways we are commemorating the 25th Anniversary of the park. It is a collection of challenge activities that you can complete at the park as well as local businesses to earn a 25th Anniversary Commemorative Challenge Coin.


Do you have what it takes to complete the 25 for 25 Challenge?

Complete at least 10 of the 25 challenges to earn your 25th Anniversary Challenge Coin. At least 4 of the 10 challenges must be Park Challenges.

The map on the following page will help you locate the different places that are participating in the 25 for 25 Challenge. Each colored dot correlates to a local business.







Park Challenges

At least 4 of these must be completed to earn the challenge coin. Challenges may be completed at the visitor center or on one of the trails. Bring your booklet to the visitor center desk to receive your stamp for each completed challenge activity.

1. Attend a 25th Anniversary program.

2. Complete the Washita Battlefield NHS Scavenger Hunt.

3. Add a paper chain link to the 25th Anniversary display in the Visitor Center.

4. Complete the 25th Anniversary Junior Ranger Booklet.

5. Play Washita Battlefield NHS Jeopardy.

Kids need 500 points
Adults need 800 points

6. Download the NPS App and use the battlefield trail guide to walk the trail.

7. Walk the Battlefield Trail x2

Write the date on the lines for each day the trail was walked.

8. Walk the Dust and Fire Trail x5

Write the date on the lines for each day the trail was walked.

9. Go out to the battlefield and find the old railroad bed. Take a picture standing on it.

10. Watch three videos on the Washita Battlefield NHS website or Facebook page.

11. Search the Washita Battlefield NHS website to read about Clara Blinn and find one of the three artifacts of her's located in the museum.

Community Challenges

Once you have completed a challenge for a business, bring your booklet to the business to have it stamped.

Martin's Trading Post:

12.

Take a selfie at the Washita Battlefield NHS visitor center and tag it on social media with:
@Washita Battlefield National Historic Site
@7thTroop J
@Cheyenne Chamber of Commerce and Tourism



Visit Martin's Trading Post and show your picture to receive your stamp.

Cheyenne Star Newspaper:

13.

Read an article in the Cheyenne Star Newspaper about Washita Battlefield NHS.



Visit the office and give a summary of the article to receive your stamp.

Broadway Flowers & Gifts:

14.

Visit the flower shop and identify 5 native flowers or plants that can be found at the park.




Correctly identify 5 flowers or plants to receive your stamp.

Bear Den Inn:

15.

Visit the Bear Den Inn and take a selfie inside or outside with photo props for the 25th Anniversary. Tag your photo on social media.




Show your picture at the Inn's front desk to receive your stamp.

Cut-N-Shoot:

16.

Visit the visitor center, then visit the store and answer 3 US Cavalry weaponry trivia questions.

Answer 3 questions to receive your stamp.




Security State Bank:

17.

Visit the bank and design your own coin with a design for either the US Cavalry or the native Cheyennes.

Turn in your coin design to receive your stamp.



Minnie Slief Memorial Library:

18.

Visit the library and read a book with the librarian.

Complete the book to receive your stamp.



Cheyenne Drug:

19.

Complete the geocache challenge. Start the challenge at; Lat: 35.616585 Lon: -99.686583

Turn in a matched pair of cards to the front desk to receive your stamp.



The Grind Coffee Shop:

20.

Answer 3 Cheyenne and 7th Cavalry food trivia questions.

Answer 3 questions to receive your stamp.




Texoma Tire & Auto:

21.

Complete the Cheyenne horses challenge.

Visit the front desk to answer the questions and receive your stamp.



Cheyenne Lumber & Steel:

22.

Complete the plains animal scavenger hunt.

Visit the front desk to receive your stamp.



County Clerk (Roger Mills County Courthouse):

23.

Find the Washita statue and "The Battle of the Washita" painting.

Visit the County Clerk to receive your stamp.



Post Office:

24.

Visit the post office and design your own Battle of the Washita stamp.

Visit the front desk to turn in your design and receive your stamp.



Johnny Mc's:

25.

Identify 6 breeds or types of horses.

Visit the front desk to check your answers and receive your stamp.

