

Martin Van Buren National Historic Site
HISTORIC FURNISHINGS REPORT ADDENDUM
Part 2: Implementation Plan

Janice Hodson
Historic Furnishings Researcher
October 2019

TABLE OF CONTENTS

Introduction	1
Interpretive Objectives	2
Operating Plan	4
Recommended Furnishings	6
Room 005—Servants’ Dining Room	6
Room 006—Kitchen	14
Room 007—Laundry	35
Room 009—Basement Entry	47
Room 011—Chamber	54
Room 101—Best Bedroom	61
Room 104—Sitting Room or Parlor	71
Room 105—Main Hall	91
Room 106—Formal Parlor	129
Room 109—Breakfast Room (Dining Room)	149
Room 111—Library	160
Room 112—Bedroom	181
Rooms 114, 115—Bathroom, Water Closet	190
Room 118—Nursery	196
Room 119—Hall, West Wing	196
Room 201—Bedroom	198
Room 205—Bedroom	205
Rooms 206, 207—Upper Hall	213

Room 208—Temporary Bedroom	217
Room 209—Martin Van Buren’s Bedroom	220
Room 210—Martin Van Buren Jr.’s Bedroom	229
Bibliography	236
Appendix	238
Examples of period frames	238

INTRODUCTION

The authorized boundary of Martin Van Buren National Historic Site consists of 295.63 acres, including most of the original 250 acre estate purchased by the eighth President of the United States in 1839. The property's centerpiece is Lindenwald, originally built in the late eighteenth century and occupied by Van Buren from 1841-1862, the year of his death.

The *Martin Van Buren National Historic Site Historic Furnishings Report Addendum, Part 1* presents additional historical data to supplement the site's original *Historic Furnishings Report* created in 1986 by Carol Kohan. While some additional information is included from primary sources unavailable at the time of the writing of the original report, the addendum primarily uses period prescriptive literature and comparative research in an attempt to fill in the gaps in our knowledge regarding how Van Buren furnished and used Lindenwald's interiors. The purpose of the *Implementation Plan*, the second part of the *Historic Furnishings Report Addendum*, is to guide future furnishings installation using this data.

The use of period appropriate alternatives to flesh out interiors lacking full documentation was discouraged by National Park Service policy at the time Kohan created her report. The result was under-furnished interiors that presented as inaccurate a view of Van Buren's lifestyle as would interiors based wholly on conjecture. The current Implementation Plan seeks to enhance the 1986 plan using an evidence-based approach.

Currently the rooms are interpreted to represent the full span of Van Buren's years at Lindenwald. The Preferred Option outlined in Part 1 of the *Historic Furnishings Report Addendum* retains the broad interpretive years from 1841-1862 but ties certain rooms to more specific years and incorporates vignettes of supporting objects in other spaces in order to advance the site's interpretation of people, events and daily activities. The majority of the rooms will be furnished to the 1849-1855 period (the start of construction of the Upjohn addition to the year of Martin Van Buren Jr.'s death), but the vignettes (which can be rotated) will address events in the years before and after this time. Rooms 118 and 119 will continue to be used as visitor orientation areas but may provide interpretive support, such as improved audiovisual function in Room 118, possible interactive activities geared toward families and graphic panel exhibits on the historic functions of these spaces.

INTERPRETIVE OBJECTIVES

Martin Van Buren National Historic Site's *Interpretive Concept Plan* (2005) states:

The mission of Martin Van Buren National Historic Site is to preserve Lindenwald, the home and farm of the nation's eighth president. Martin Van Buren's life bridged the 80 years between the American War for Independence and the United States Civil War, the critical formative years of the American Republic. He was among the most prominent Jacksonian Era politicians, one whose political activities were prototypical and are still an influence.¹

The site's *General Management Plan* (2015) identifies a long-term alternative that would allow "visitors would walk in the footsteps of Martin Van Buren – as the former president, family man, and gentleman farmer. Focal points would be Lindenwald and the farm landscape." Ultimately, interpretation of the Van Buren presidency and political career would be achieved through Lindenwald and the eventual construction of a multi-use visitor facility.²

The primary interpretive themes communicated to visitors are:

- Martin Van Buren's experiences at Lindenwald illuminate the struggles of America's second generation of political leaders as they contended with the sectionalism that led to the Civil War. In particular, it was at Lindenwald where Martin Van Buren pursued his post-presidential political career and became an important figure in the political debate over slavery leading up to the Civil War.
- Martin Van Buren was a primary architect of the current political party system that continues to shape American political life. He helped pioneer a new politics that replaced leadership of gentlemen of "property and standing" with electoral politics based on party organization, grassroots organizing, and popular appeals.
- The Lindenwald farm was a reflection of the social and economic issues influencing Van Buren's life. Lindenwald was an expression of Martin Van Buren's political beliefs, which emphasized the importance of agriculture to the future of democracy. On land located in his ancestral community, Van Buren advocated agriculture improvements and employed a diverse farm and household labor force. The Lindenwald farm reflected the

¹ *Interpretive Concept Plan*, Martin Van Buren National Historic Site (Harpers Ferry, WV: U.S. Department of the Interior, National Park Service, Harpers Ferry Center, Interpretive Planning, 2005), 3.

² *Martin Van Buren National Historic Site General Management Plan and Environmental Assessment-Overview*, 3.

complex social changes that characterized the antebellum period and energized the Democratic Party, including mass immigration and the development of a market economy.³

³ *Foundation Document, Martin Van Buren National Historic Site, New York* (National Park Service, U.S. Department of the Interior, October 2016), 7-8; *Interpretive Planning Foundation, Martin Van Buren National Historic Site*, 2003.

OPERATING PLAN

The grounds of Martin Van Buren National Historic Site are open to visitors year round, from 7:00 AM until sunset. Lindenwald is open for tours from April through November. Guided tours remain the standard in the Implementation Plan. Current interpretive staffing levels should be sufficient.

Visitors will continue to enter and exit the mansion through the North Door entrance.

Stanchions will be eliminated in the following rooms:

- Room 006, Kitchen
- Room 007, Laundry Room

Stanchions will be adjusted in these rooms to allow for limited visitor access or possibly deeper access depending on furniture and artifact placement:

- Room 111, Library
- Room 112, Smith Thompson Van Buren's bedroom
- Room 210, Martin Van Buren Jr.'s bedroom

The following rooms will continue to have barriers across the doorways, allowing people to look into the rooms but not to enter them, in order to allow for the fullest possible installation of furnishings and to facilitate object protection:

- Room 101, Best Bedroom
- Room 104, Sitting Room
- Room 201, Bedroom
- Room 205, Bedroom
- Room 208, Chamber

In order to carry the political theme through the entire first floor without interruption, it is recommended that the park consider changing the tour route so that the Library (Room 111) is entered after the Breakfast Room (Room 109), then having visitors proceed to the basement service levels before coming back upstairs and proceeding to Room 112.

Historic housekeeping responsibilities will increase because of the additional number of artifacts that will be used to create vignettes, which may require additional staffing. If the site decides to change cycle the vignettes or use table surfaces for small thematic displays, curatorial staff will need sufficient time for research to insure the success of these displays.

Since the vignettes will rely on small objects, the possibility of theft will increase. Reproductions can be used in areas where the contents of the vignettes are more vulnerable, such as the rooms in which barriers are not used or where artifacts are within reach. The site may also want to explore use of security mounts and a wireless local alarm system like ArtGuard that uses small magnetic sensors for individual object protection along the tour route and evaluating and updating guided tour security protocols.

RECOMMENDED FURNISHINGS

ROOM 005—SERVANTS’ DINING ROOM

The Servants’ Dining Room is currently set up to suggest two different and exclusive activities: the partaking of a meal and the cleaning of the household lamps. Although Room 005 likely served a variety of different functions, in the structured environment of the domestic spaces these activities did not take place at the same time in the same room.

If the interpretive goal in the Servants’ Dining Room is to compare the simplicity of the domestics’ eating arrangements with those of the Van Buren family upstairs, then the table setting needs to be fleshed out. Like the table settings in other rooms in the house, it is incomplete (the absence of tablecloths and napkins, a dearth of eating utensils) and includes faux food that reflects modern meal preparation.

A small work table on the east wall contains lamp parts but they are not set up in a way that illustrates the actual job of cleaning lamps. As period prescriptive literature outlines, lamp cleaning and preparation usually took place in the morning in the kitchen or other area close to a water source. It would not have taken place during food preparation activities or meals. However, a vignette illustrating this activity can convey more to the visitor about household maintenance than a table set for a meal. As historian Elizabeth Garrett notes, “oil lamps required hours of laborious cleaning and maintenance if they were not to smoke and smell and were therefore not used unnecessarily. Lighting devices incur the majority of pejorative comments on odor [at] home in early America.”⁴ The furnishings implementation chart for Room 005, therefore, focuses on outfitting the center table for lamp cleaning rather than eating.

Other furniture will be shifted to allow a visual representation of the kind of space that the workers needed to function effectively in Room 005. A drop-leaf table (MAVA 47) behind the stairs and a long Windsor bench (MAVA 26306) against the south wall hinder access to the cabinets that would have been freely accessible historically.

⁴ Elisabeth Donaghy Garrett, *At Home: The American Family 1750-1870* (New York, NY: Harry N. Abrams Inc., Publishers, 1990), 144.

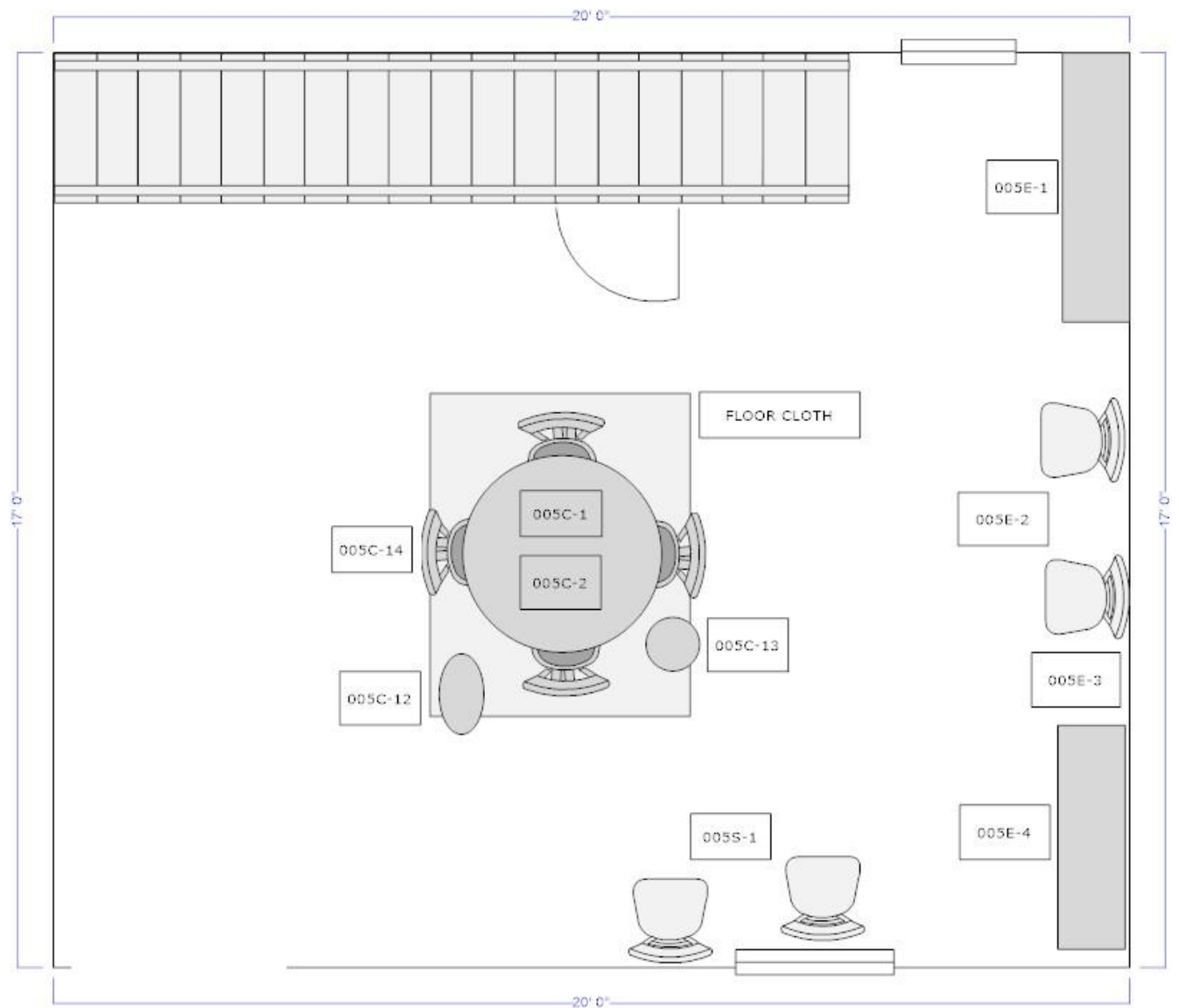
LOCATION	OBJECT	EVIDENCE	ACTION
Walls	Wallpaper	Original paper from period found in-situ.	Retain reproduction.
Windows	No treatment	Larson report recommendation.	None.
Floor, under MAVA 15	Floorcloth, solid color (dark red, blue, brown, olive, or yellow ocher)	Leslie, <i>The House Book</i> , 228; Garrett, <i>At Home</i> , 98.	Acquire reproduction.
005E-1	Blue and white Davenport Amoy tableware; mold blown or pressed glass decanter and 5 tumblers	Archeology collection; period practice.	Rearrange stacked plates to reflect arrangement seen in 19 th century images (Figs. 1, 4). Remove blue and white tableware from sink in Room 006 and place on shelves here. Use glass decanter and tumblers from Room 006.
005E-2	Chairs (2)	In collection; period appropriate.	Select from among MAVA 9590, 9691, 14131, 14133-35, 14138. Place against wall.
005E-3	Print, <i>General George Washington</i>	In collection; period appropriate.	Retain MAVA 14158.
005E-4	Large wood cupboard	In collection; period practice.	Use MAVA 245.
005S-1	Chairs (2)	In collection; period appropriate.	Select from among MAVA 9590, 9691, 14131, 14133-35, 14138. Place against wall.

LOCATION	OBJECT	EVIDENCE	ACTION
005C-1	Table	In collection; period appropriate.	Retain MAVA 15.
005C-2 On MAVA 15	Heavy cotton cloth	Period practice.	Acquire. Place over table.
005C-3 On MAVA 15	Lamp scissors	Leslie, <i>The House Book</i> , 157-60, 162.	Acquire based on example in Fig. 2.
005C-4 On MAVA 15	Lamp oil filler	Leslie <i>The House Book</i> , 157-60, 162.	Acquire based on example in Fig. 2.
005C-5 On MAVA 15	Round wicks, cut in 1'-2' lengths	Leslie, <i>The House Book</i> , 157-60, 162.	Acquire. Reproduction wick balls are available through Antique Lamp Supply (www.antiquelampsupply.com).
005C-6 On MAVA 15	Small brush or toothbrush, hogs hair bristles, bone handle	Leslie, <i>The House Book</i> , 157-60, 162.	Acquire reproduction (see Fig. 2).
005C-7 On MAVA 15	Lamp chimneys and shades	Leslie, <i>The House Book</i> , 157-60, 162.	Use pieces in collection and/or reproductions. Reproductions of some of these components are available through The Lampworks (http://www.thelampworks.com) and Antique Lamp Supply (www.antiquelampsupply.com).

LOCATION	OBJECT	EVIDENCE	ACTION
005C-8 On MAVA 15	Lamp fonts, some with some of the burners detached as though for replacing wicks	Leslie, <i>The House Book</i> , 157-60, 162.	Use pieces in collection and/or reproductions. Reproductions of some of these components are available through The Lampworks (http://www.thelampworks.com) and Antique Lamp Supply (www.antiquelampsupply.com).
005C-9 On MAVA 15	Flannel cloth	Leslie, <i>The House Book</i> , 157-60, 162.	Acquire.
005C-10 On MAVA 15	Buckskin cloth	Leslie, <i>The House Book</i> , 157-60, 162.	Acquire.
005C-11 On MAVA 15	Small stoneware dish containing whiting paste	Leslie, <i>The House Book</i> , 157-60, 162.	Acquire.
005C-12	Basket with cotton fabric inside for cushioning glass chimneys	Leslie, <i>The House Book</i> , 157-60, 162.	Acquire.
005C-13	Tub or bucket for water	Leslie, <i>The House Book</i> , 157-60, 162.	Acquire.
005C-14	Dining chairs, 4	In collection; period appropriate.	Select from among MAVA 9590, 9691, 14131, 14133-35, 14138. Place around dining table.

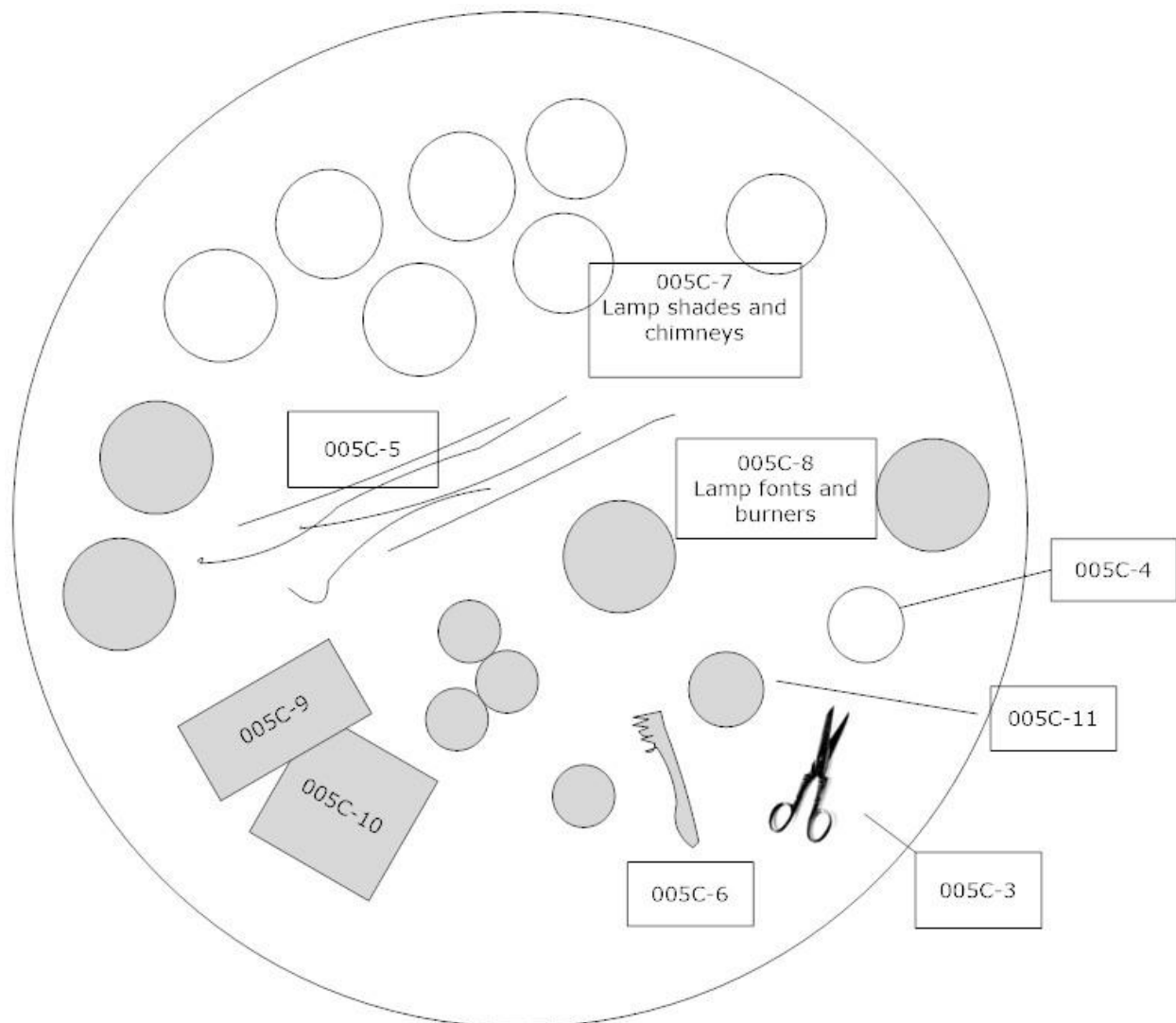
FLOOR PLAN, ROOM 005

Not to scale



DETAIL, TABLE TOP, ROOM 005

Not to scale






Fig. 1. Illustration from *Punch*, ca. 1850; note arrangement of ceramic tableware on shelves. University of California Libraries.



Fig. 2. Top: Lamp oil filler, 1840-50. Bottom: Scissors, ca. 1850. Winterthur Museum, Garden and Library. Bottom: Early 19th century toothbrushes. Museum of Everyday Life, Scotland.

ROOM 006—KITCHEN

The goal of the furnishings recommendations for the Kitchen is to make the space better suggest the historic functions of this busy space. The tools and faux food now in the Kitchen are arranged in a static display of household objects. Many of the objects post-date the Van Buren occupancy. They include the eggbeater (MAVA 25716), strainer (MAVA 25741), cup (MAVA 25739), glass jars (MAVA 9578-9581, MAVA 25729, MAVA 25806-25813), chopper (MAVA 25816), dish towel (MAVA 1284), coal hod (MAVA 1164), and all of the cast iron molds. Instead of laying out the kitchen tools on shelves and tables, the small artifacts in the room will be rearranged to reflect the use of the Kitchen as a place for meal preparation in an active household.

Vignettes on food preparation should be tied to the foodstuffs grown and raised at Lindenwald, which will help expand the farm story. Written accounts and archeological evidence provide an overview of the meats, vegetables, fruits, desserts and beverages consumed by the Van Buren family, their guests and the household staff.

Archeological investigation of Lindenwald's basement produced the cut bones of various animals butchered for food for the household. The most common were from pigs, sheep or goats; chickens and cows.⁵ Ducks, either domestic or wild, were also featured on Van Buren's table.⁶ Dairy products (butter, cream, milk, cheese) were also consumed and were provided by cows on the farm. By 1855 Van Buren's dairy herd had increased from eight to twelve cows, resulting in a surge in butter production from 87.5 pounds per cow to 100.⁷

The most common beverages mentioned in accounts of dining at Lindenwald were wine, lemonade, champagne, ice water and iced tea. Coffee was also served, as proven by Van Buren's French coffee maker, which is part of the collection. Some of the wine consumed may have been made from the grapes grown by Van Buren. The production of cider from the apples grown in the farm's orchard, although not specifically documented, would have been in keeping with period practice and beverage consumption.

Specific dishes documented as having been served at Lindenwald include brandied peaches, game (probably ducks hunted by Martin Van Buren Jr.), oyster soup, custard, ham, pies, fish (often caught in Van Buren's man-made ponds), jellies, shellfish, fricassee, mutton and turkey.

⁵ Kathleen W. Fiero, *Historic Structure Report Archeological Data Section, Lindenwald, Martin Van Buren National Historic Site, Kinderhook, New York* (Denver, CO: Denver Service Center, Branch of Cultural Resources, Mid-Atlantic/North Atlantic Team, National Park Service, February 1983), 46-47, 53-54.

⁶ Reeve Huston, *The "Little Magician" after the Show: Martin Van Buren, Country Gentleman and Progressive Farmer, 1841-1862* (National Park Service Special History Study, 2000), 17.

⁷ Cathy Stanton, *Plant Yourself in My Neighborhood: An Ethnographic Landscape Study of Farming and Farmers in Columbia County, New York* (Boston, MA: National Park Service, Northeast Region Ethnography Program, April 2012), 126.

Produce grown on the farm included apples, Irish potatoes, red currants, beans, several varieties of grapes (used to make wine), plums, beets, peaches, strawberries, cabbages, pears, sweet potatoes, cherries, peas, corn and turnips⁸

The vignettes outlined below focus on the preparation of fricassee on the main work table and dough for a pie or biscuits on a separate work table. These vignettes can be changed by staff to reflect the preparation of other dishes known to have been served at Lindenwald.

LOCATION	OBJECT	EVIDENCE	ACTION
Walls	White washed	Howell, <i>Historic Structure Report</i> , vol. 1, 313.	Retain. Create the appearance of soot accumulation on north wall above range and west wall above baking oven.
Windows	No treatment	Larson report recommendations.	None.
Floor, center of room, under MAVA 14141	Floorcloth, painted solid color (dark red, blue, brown, olive or yellow ocher)	Leslie, <i>The House Book</i> , 228; Garrett, <i>At Home</i> , 98; Beecher, <i>Domestic Economy</i> , 366; Van Rensselaer inventory.	Acquire reproduction.
006N-1	Bellows	Period practice.	Acquire period piece or reproduction.
006N-2	Coal tongs	Period practice.	Acquire period piece.
006N-3	Fireplace shovel	In collection; period practice.	Use shovel from Room 007.

⁸ Llerena Searle, *A Farmer in his Native Town: Cultural Landscape Report for Martin Van Buren Farmland* (Boston, MA: Olmsted Center for Landscape Preservation, National Park Service, 2004), 31, 43-45; Carol Kohan, *Historic Furnishings Report, Lindenwald, Martin Van Buren National Historic Site* (Harpers Ferry, WV: U.S. Department of the Interior, National Park Service, Harpers Ferry Center, 1986), 19; John Niven, *Martin Van Buren: The Romantic Age of American Politics* (New York, London: Oxford University Press, 1983), 486.

LOCATION	OBJECT	EVIDENCE	ACTION
006N-4	Coal hod	MVB to AVB, 23 Nov. 1845, "coal scuttle," Kohan, <i>Historic Furnishings Report</i> , 206.	Acquire early 19 th century example.
006N-5	Moses Pond Union Range, ca. 1849-50	Found in-situ.	Reproduce missing cast iron oven components (see Fig. 3). Close door below oven; this compartment contained the fuel source to heat the oven.
006N-6 On top of Moses Pond Union Range	Covered soup kettle; tea kettle; large kettle for water	Beecher, <i>Domestic Economy</i> 369-371; list of kitchen supplies, MVB to AVB, 23 Nov. 1845: "tea kettle,...soup kettle," Kohan, <i>Historic Furnishings Report</i> , 206.	Acquire pots based on Fig. 3; retain MAVA 1302.
006N-7	Skimmers, ladles,	Beecher, <i>Domestic Economy</i> , 369-371.	Use collection pieces in Fig. 10. Hang alongside of stove.
006N-8	Straw broom	In collection; period practice.	Use MAVA 1281.
006N-9	Dust pan	Period practice.	Acquire period piece or reproduction (see Fig. 96).

LOCATION	OBJECT	EVIDENCE	ACTION
006N-10	Plate warmer	In collection; period practice.	Use MAVA 271 from Room 109.
006E-1 Top shelf	Lamps, chimneys and candlesticks, glass, metal and ceramic; candleboxes; tinderboxes	Garrett, <i>At Home</i> , 148-149.	User material from the collection supplemented by newly acquired period pieces if needed.
006E-2 2nd shelf	Iron pots, tea kettles, fish kettle, ham kettle, potato steamer	Beecher, <i>Domestic Economy</i> , 369-371; list of kitchen supplies, MVB to AVB, 23 Nov. 1845: "potato steamer,...tea kettle, fish kettle, ham kettle," Kohan, <i>Historic Furnishings Report</i> , 206.	Acquire additional period pieces or reproductions.
006E-3 3rd shelf	Tin and iron baking and bread pans, iron skillets, tin colanders	Beecher, <i>Domestic Economy</i> , 369-371.	Acquire additional period pieces or reproductions.
006E-4 Bottom shelf	Stoneware jugs, large stoneware crocks with covers	Beecher, <i>Domestic Economy</i> , 369-371.	Acquire additional period pieces or reproductions.
006E-5	Pastry table, wood with marble top.	Leslie, <i>The House Book</i> , 232.	Use MAVA 129 as a substitute.
006E-6 On MAVA 129	Marble slab	Leslie, <i>The House Book</i> , 232.	Acquire a used piece of marble, possibly from the remains of a hearth.

LOCATION	OBJECT	EVIDENCE	ACTION
006E-7 On marble slab on MAVA 129	Faux ball of dough, in process of being rolled, with flour-like substance on slab	Leslie, <i>The House Book</i> , 232.	Acquire.
006E-8 On MAVA 129	Rolling pin, wood	Period practice.	Acquire period appropriate piece (see Fig. 5).
006E-9 On MAVA 129	Small stoneware pitcher	Period appropriate.	Acquire appropriate period piece or reproduction.
006E-10 Bottom shelf	Salt glazed stoneware jar filled with faux flour	In collection; period appropriate.	Use MAVA 25722.
006E-11 Top shelf	Salt glazed stoneware jars, small and medium sizes, with lids covered in cloth sealed with wax	Beecher, <i>Domestic Economy</i> , 369-371.	Acquire period appropriate or reproduction pieces.
006E-12 2nd shelf	Baking, ice cream and jelly molds in redware, tin and copper; tin pie dishes.	Beecher, <i>Domestic Economy</i> , 369-371.	Acquire period appropriate pieces or reproductions. See Figs. 6, 8, 9.
006E-13 3rd shelf	Sugar cones wrapped in paper, spice box, coffee mill, cake box or crock, cheese box or crock, sugar nippers.	Beecher, <i>Domestic Economy</i> , 369-371; list of kitchen supplies, MVB to AVB, 23 Nov. 1845: "sugar nippers" (Kohan, <i>Historic Furnishings Report</i> , 206).	Acquire faux cones wrapped in paper, spice box, cake and cheese crocks.

LOCATION	OBJECT	EVIDENCE	ACTION
006E-14 Bottom shelf	L-R: Faux pies, tin measures, scale, breadbox	Beecher, <i>Domestic Economy</i> , 369-371; Garrett, <i>At Home</i> , 102.	Use existing pieces and MAVA 9582; acquire period scale (see Fig. 10) and measuring cups or reproductions.
006S-1	Chairs (2)	In collection; period appropriate.	Use MAVA 9551, 9552.
006S-2	Earthenware bowl of potatoes	Accounts of produce grown at Lindenwald, Searle, <i>Cultural Landscape Report</i> , 31, 43-45; Kohan, <i>Historic Furnishings Report</i> , 19; Stanton, <i>Plant Yourself</i> , 143-144.	Use existing faux potatoes.
006S-3	Earthenware bowl of apples	Accounts of produce grown at Lindenwald, Searle, <i>Cultural Landscape Report</i> , 31, 43-45.	Use existing faux apples.
006S-4	Pokeweed in pitcher	Leslie, <i>The House Book</i> , 58, 110 (boiled and used as a cockroach repellent).	Use MAVA 25791. Acquire faux pokeweed
006S-5 Hang above sink	Pine towel rack with plain linen dishtowels	Period practice.	Acquire period piece or reproduce based on Fig. 11.
006S-6 On ledge above sink	Cake of soap, hand cut	Period practice.	Acquire.

LOCATION	OBJECT	EVIDENCE	ACTION
006S-7 Near edge of sink counter	2 faux whole chickens, 1 unplucked, 1 partially plucked	Accounts of fricassee served at Lindenwald and White House: Niven, <i>Romantic Age</i> , 485; West, <i>Irish Immigrant Workers</i> , 7.	Acquire.
006S-8	Stool or chair	In collection; period appropriate.	Use MAVA 26382 from Room 005.
006S-9	Slop bucket	Beecher, <i>Domestic Economy</i> , 368.	Acquire.
006W-1	Mousetrap	Leslie, <i>The House Book</i> , 232; Garrett, <i>At Home</i> , 97; Beecher, <i>Domestic Economy</i> , 368.	Acquire period piece or reproduction; see Fig. 5 for example.
006W-2	Chairs (2)	In collection; period appropriate.	Use MAVA 14132, 14137.
006W-3 On wall	Clock, bracket or wall mounted.	Leslie, <i>The House Book</i> , 232; Garrett, <i>At Home</i> , 97; Beecher, <i>Domestic Economy</i> , 368; Figs. 4, 7.	Acquire period piece or reproduction (see Figs. 4, 7 for mid-19 th century examples.
006W-4	Faux bread round	Period appropriate.	Replace loaf type bread with round.

LOCATION	OBJECT	EVIDENCE	ACTION
006C-1	Work table, wood	Period practice.	Retain MAVA 14141. Investigate if a simulation of blood and oil stains can be recreated on the table surface, possibly using removable overlays, or if a faux tabletop could be created.
006C-2 On MAVA 14141	1 faux whole plucked chicken; 1 faux plucked chicken in process of being butchered	Accounts of fricassee served at Lindenwald and White House: Niven, <i>Romantic Age</i> , 485; West, <i>Irish Immigrant Workers</i> , 7.	Acquire. The appearance of the butchered chicken should be in keeping with instructions provided for Fricassee de Poulet a la Chevaliere in Soyer, <i>The Gastronomic Regeneration</i> , 345-346.
006C-3 On MAVA 14141	Meat cleaver with forged iron blade	Instructions for preparing Fricassee de Poulet a la Chevaliere in Soyer, <i>The Gastronomic Regeneration</i> , 345-346; list of kitchen supplies, MVB to AVB, 23 Nov. 1845: "axe, hachet, meat saw" (Kohan, <i>Historic Furnishings Report</i> , 206).	Acquire period appropriate piece (see Fig. 5).

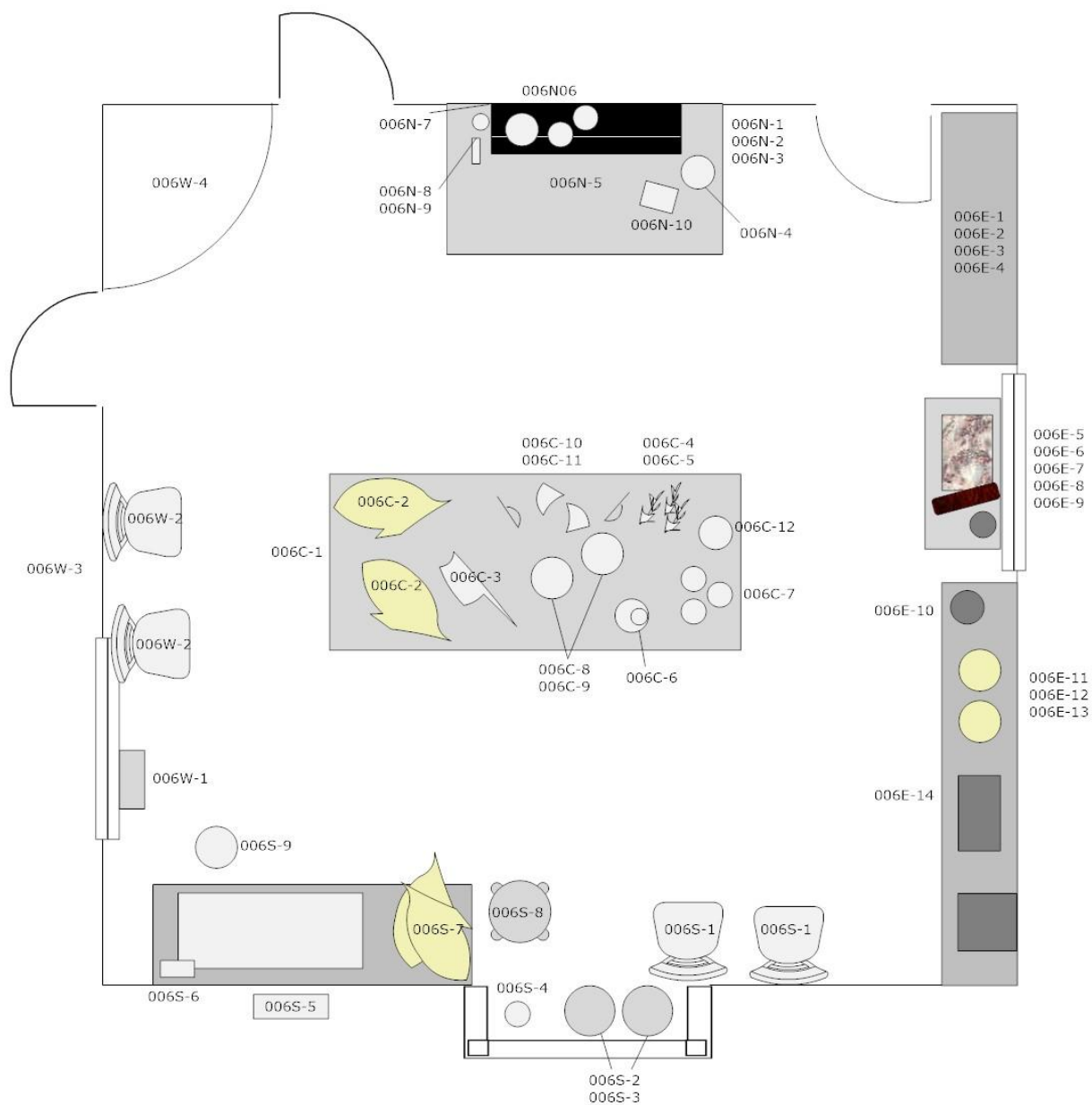
LOCATION	OBJECT	EVIDENCE	ACTION
006C-4 On MAVA 14141	Sprigs of faux parsley (some chopped) and thyme, bay leaves	Instructions for preparing Fricassee de Poulet a la Chevaliere in Soyer, <i>The Gastronomic Regeneration</i> , 345-346.	Obtain faux herbs.
006C-5 On MAVA 14141	Chopping tool	In collection; instructions for preparing Fricassee de Poulet a la Chevaliere in Soyer, <i>The Gastronomic Regeneration</i> , 345-346.	Use MAVA 25714, 25796, 25735 or 26382.
006C-6 On MAVA 14141	Mortar and pestle with some pepper corns inside	Instructions for preparing Fricassee de Poulet a la Chevaliere in Soyer, <i>The Gastronomic Regeneration</i> , 345-346.	Acquire period appropriate piece or reproduction.
006C-7 On MAVA 14141	3 small dishes or saucers (earthenware or wood), each containing pepper corns, coarse salt, cloves	Instructions for preparing Fricassee de Poulet a la Chevaliere in Soyer, <i>The Gastronomic Regeneration</i> , 345-346.	Acquire appropriate period pieces or reproductions.

LOCATION	OBJECT	EVIDENCE	ACTION
006C-8 On MAVA 14141	Earthenware bowl with 2 faux onions	Instructions for preparing Fricassee de Poulet a la Chevaliere in Soyer, <i>The Gastronomic Regeneration</i> , 345-346.	Acquire appropriate period piece or reproduction.
006C-9 On MAVA 14141	Earthenware bowl with cockscomb (12), mushrooms (12)	Instructions for preparing Fricassee de Poulet a la Chevaliere in Soyer, <i>The Gastronomic Regeneration</i> , 345-346.	Acquire period appropriate piece or reproduction, faux cockscomb, use existing faux mushrooms.
006C-10 On MAVA 14141	Faux truffles (one whole, one sliced)	Instructions for preparing Fricassee de Poulet a la Chevaliere in Soyer, <i>The Gastronomic Regeneration</i> , 345-346.	Acquire
006C-11 On MAVA 14141	Small cutting knife	Instructions for preparing Fricassee de Poulet a la Chevaliere in Soyer, <i>The Gastronomic Regeneration</i> , 345-346.	Acquire period piece or reproduction; place by sliced truffles.

LOCATION	OBJECT	EVIDENCE	ACTION
006C-12 On MAVA 14141	Small salt glazed stoneware crock with faux butter	Instructions for preparing Fricassee de Poulet a la Chevaliere in Soyer, <i>The Gastronomic Regeneration</i> , 345-346.	Acquire period piece or reproduction.

FLOOR PLAN, ROOM 006

Not to scale






Fig. 3. Detail from broadside of Moses Pond Improved Union Range No. 3, patented 1851. American Antiquarian Society, Worcester, MA.

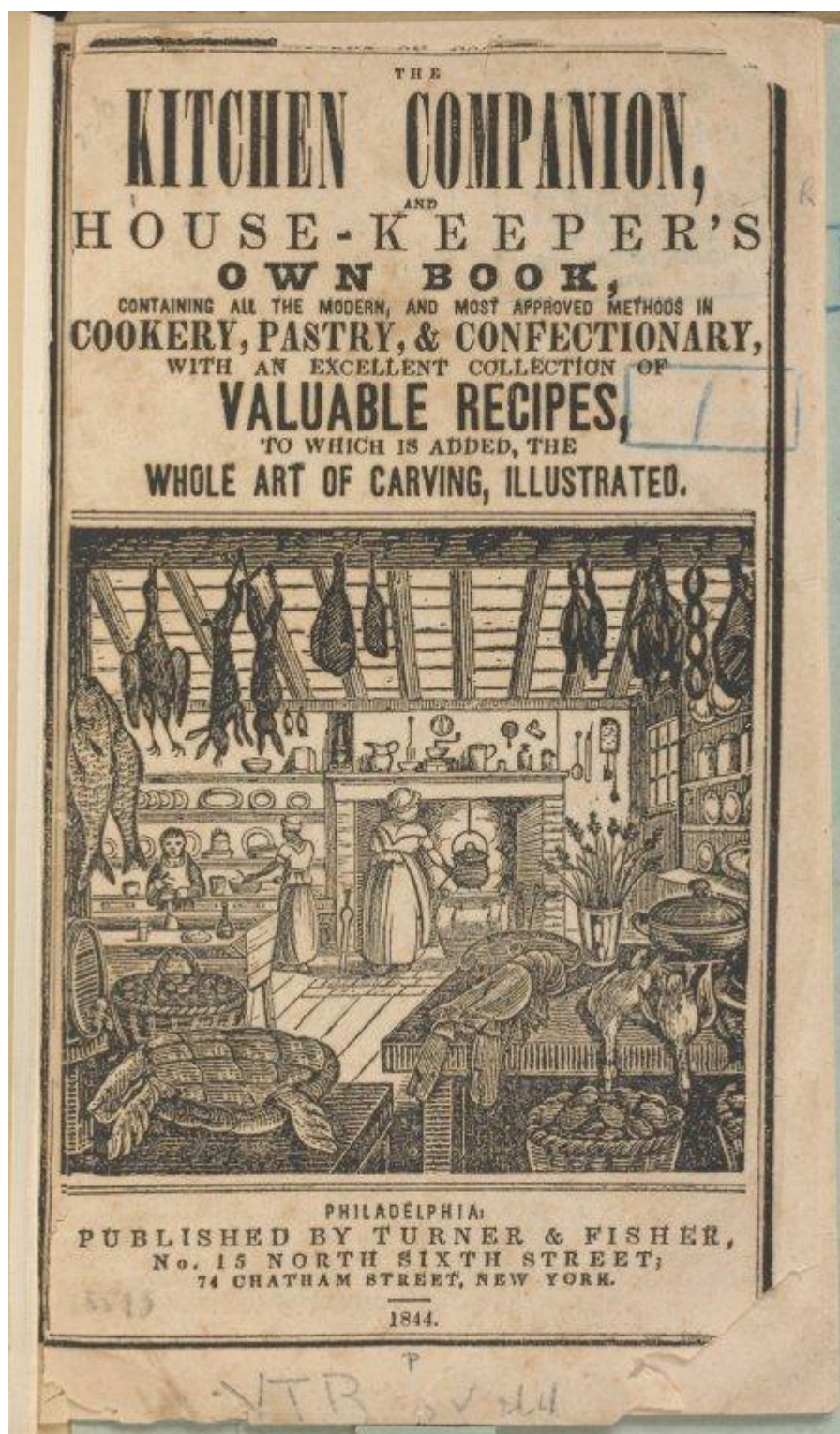


Fig. 4. Cover of *The Kitchen Companion and House-Keeper's Own Book* (Philadelphia: Turner & Fisher, 1844). Note the arrangement of plates and equipment. New York Public Library Digital Collections, <http://digitalcollections.nypl.org/items/67adab53-a909-2adb-e040-e00a18065a56>.



Fig. 5. Mid-19th century rolling pin (top) and cleaver (center); mousetrap, American 1775-1850 (bottom). Winterthur Museum, Garden and Library.



Fig. 6. Early-mid-19th century spice container (top), mortar and pestle, redware molds and copper bombe molds. Winterthur Museum, Garden and Library and Skinner Auction House.




Fig. 7. Examples of mid-19th century utilitarian wall clocks. Top illustration showing mantel clock from *The New England Economical Housekeeper*, 1845. Worcester Historical Museum, Worcester, MA.



Fig. 8. Detail, Lilly Martin Spencer, *The Young Wife's First Stew*, ca. 1854. Private collection, <http://victorian-era.org/lilly-martin-spencer-biography.html/the-young-wife-first-stew-lilly-martin-spencer>. Note in particular the different molds and large stoneware containers arranged on the shelves in the background.




Fig. 9. Mid-19th century illustrations of fancy molds for apple charlotte (top), iced puddings (center) and macedoine jelly (bottom) from Ivan Day, *Cooking in Europe 1650-1850* (Westport, CT, London: Greenwood Press, 2009).



Fig. 10. Top: Scale, mid-19th century. Skinner Auction House. Bottom: Period appropriate skimmers in Martin Van Buren National Historic Site museum collection.



Fig. 11. Towel rack and linen towel, walnut, Mid-Atlantic United States, 1800-1850. Winterthur Museum, Garden and Library.

ROOM 007—LAUNDRY

Of nineteenth century domestic work, laundry was generally considered the most taxing. The setup in Room 007 will depict ironing day. The reproduction clothing to be used in the vignette will date to circa 1850; occupants of the house at the time included Van Buren; his sons Martin Jr. and Smith Thompson; and grandchildren ages about 6, 2 and 1. For interpretive purposes however, the emphasis of the clothing should be on Van Buren who had a reputation as a stylish dresser. Appropriate men's clothing can be used to communicate this aspect of Van Buren's personality and how it subtly impacted his political career.

Stanchions will be removed in this room.

LOCATION	OBJECT	EVIDENCE	ACTION
Walls	Whitewash	Howell, <i>Historic Structure Report</i> , vol. 1, 313.	Retain.
Windows	No treatment	Larson report recommendations.	None.
Floor	Wood	Howell, <i>Historic Structure Report</i> , vol. 1, 75.	Retain.
007N-1	Cupboard	Beecher, <i>Domestic Economy</i> , 323-326.	Use MAVA 20
007N-2 Against side of MAVA 20	Washboard	Beecher, <i>Domestic Economy</i> , 323-326.	Acquire.

LOCATION	OBJECT	EVIDENCE	ACTION
007E-1 On fireplace hearth	2 smoothing irons and stands	In collection; 1845 MVB order for 4 smoothing irons and stands, Kohan, <i>Historic Furnishings Report</i> , 206; Beecher, <i>Domestic Economy</i> , 323-326.	Use MAVA 25822, 25823.
007E-2 On mantel shelf	Stoneware jug, corked (ox-gall), small wood box (indigo); large wood box (starch); glass bottle, corked (dissolved glue); glass bottle, corked (gum Arabic)	Beecher, <i>Domestic Economy</i> , 323-326.	Acquire period appropriate piece or reproduction.
007S-1	Washtubs and agitators	In collection.	Use MAVA 1162, 1163 (washtubs); MAVA 26380, 26381 (agitators).
007S-2 On sink	Basket of 6 doz. carved clothes pins, seagrass or horsehair clothesline, coiled beside basket	Beecher, <i>Domestic Economy</i> , 323-326.	Acquire hand carved reproductions (see Fig. 15).
007S-3 On sink	Natural sponges, wood clothes brush	Beecher, <i>Domestic Economy</i> , 323-326.	Acquire
007W-1	Skirt board 5' long, 2' wide tapering to 1'4"; stocking board	Beecher, <i>Domestic Economy</i> , 323-326.	Reproduce skirt board; use MAVA 14156 (stocking board). Stack against wall.

LOCATION	OBJECT	EVIDENCE	ACTION
007W-2	Clothes rack	Beecher, <i>Domestic Economy</i> , 323-326.	Use MAVA 1166. Remove the later period accordion-style rack.
007W-3 On clothes rack	Clothing appropriate to 1850.	Period appropriate.	Acquire reproductions (see Fig. 18). Clothing could be changed periodically to reflect different kinds of garments based on use or gender (undergarments vs. dress clothes, etc.).
007W-4	Laundry basket	Beecher, <i>Domestic Economy</i> , 323-326; Figs. 13, 16.	Use existing reproduction.
007C-1	Ironing table/board 5'6" x 1'8", pine	Beecher, <i>Domestic Economy</i> , 323-326; Figs. 12, 13, 14, 16, 17.	Reproduce.
007C-2	Ironing blanket, wool	Beecher, <i>Domestic Economy</i> , 323-326.	Acquire. Place over ironing board.
007C-3	Ironing sheet, linen or cotton	Beecher, <i>Domestic Economy</i> , 323-326.	Acquire. Place over wool ironing blanket.
007C-4 On ironing board	Smoothing iron and stand, woolen cloth pad covered in silk wrapped around iron handle; block of wood	Beecher, <i>Domestic Economy</i> , 323-326; Figs. 12, 13, 14, 16, 17.	Place iron and stand on wood block.

LOCATION	OBJECT	EVIDENCE	ACTION
007C-5 On ironing board, near iron	Small stoneware or ironstone dish containing pieces of faux beeswax (rubbed on smoking irons)	Beecher, <i>Domestic Economy</i> , 323-326; Figs. 12, 13.	Acquire period appropriate dish.
007C-6 On ironing board, near iron	Cotton rag for wiping iron	Beecher, <i>Domestic Economy</i> , 323-326.	Acquire.
007C-7 On ironing board	Stoneware bowl and pitcher or bottle of water	Period practice; Fig. 12.	Acquire period appropriate pieces or reproductions.
007C-8 On ironing board	Man's shirt or high style waistcoat, ca. 1850	Descriptions of MVB clothing, Niven, <i>Romantic Age</i> , 27, 207; period fashion plates (ex. Fig. 18.)	Acquire reproduction.
007C-9	Man's detachable ruffled shirt bosom, ca. 1850, on bosom board (1'6" long, 1' wide) covered with flannel and cotton cloths	Descriptions of MVB clothing, Niven, <i>Romantic Age</i> , 27, 207; period fashion plates (ex. Fig. 18).	Acquire reproduction shirt bosom. Reproduce bosom board.
007C-10	Goffering iron rod with stand	In collection; Figs. 16, 17.	Use MAVA 1325.
007C-11	Laundry basket	Beecher, <i>Domestic Economy</i> , 323-326.	Use existing reproduction.

FLOOR PLAN, ROOM 007

Not to scale

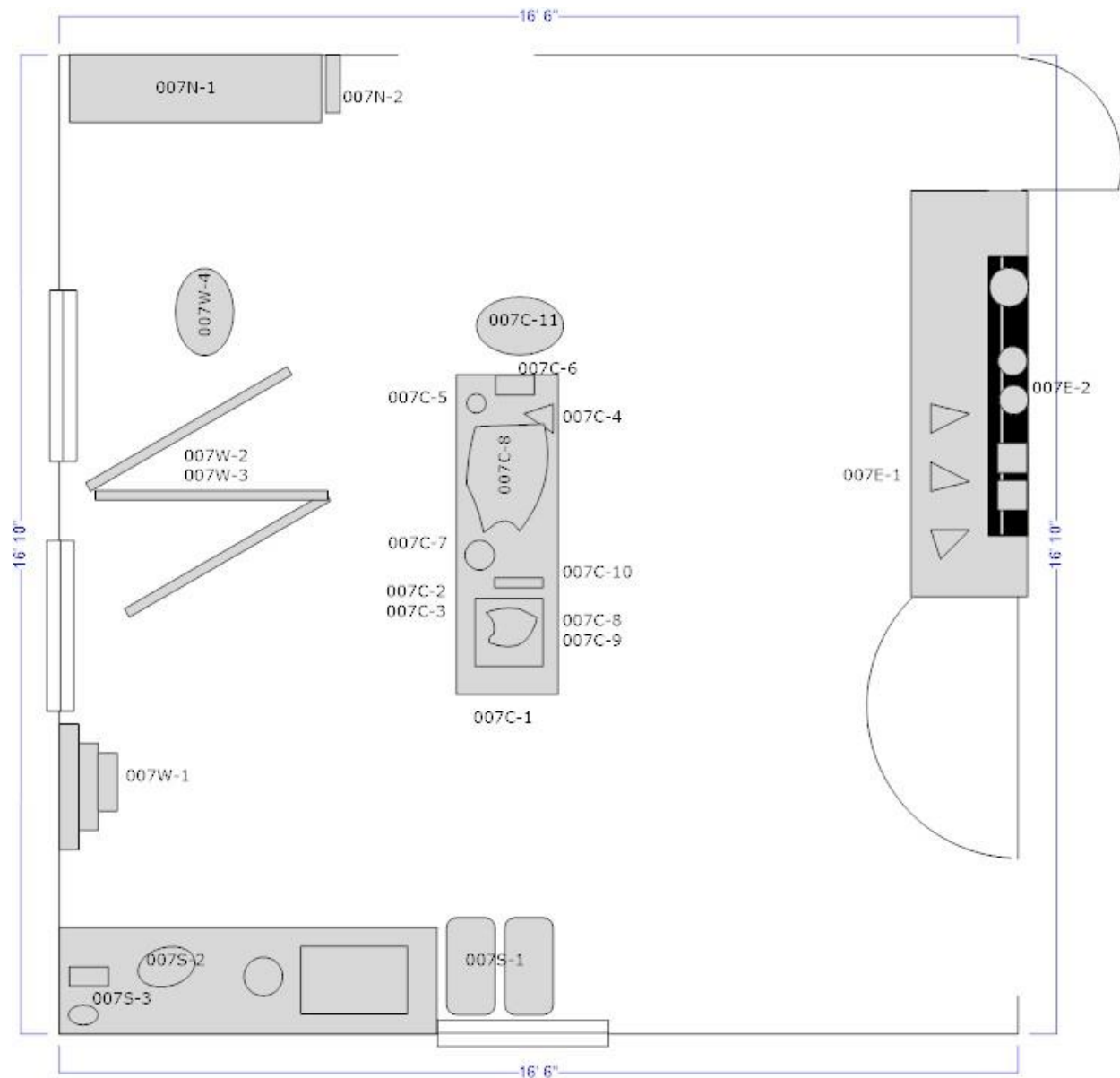




Fig. 12. Detail from James Fuller Queen, *Woman ironing by gaslight*, 1857. Library of Congress.



Fig. 13. Armand Desire Gautier, *Woman Ironing*, ca. 1864. Musee des Beaux-Arts, Caen, France.



Fig. 14 Woman Ironing, daguerreotype, ca.1845. Nelson-Atkins Museum, Kansas City, MO.



Fig. 15. Hand whittled clothespins, 19th century. Sharon Platt American Antiques, <http://www.sharonplatt.com/Catalog.aspx?search=yes&term=clothes+pin>.



Fig. 16. Detail of laundry scene showing women using flatirons; woman at table at right is using a goffering iron to finish ruffles. Illustration from *The Washing Day* sheet music cover, ca. 1835, reproduced in Jane C. Nylander, *Our Own Snug Fireside: Images of the New England Home 1760-1860* (New Haven, CT: Yale University Press, 1993), 130.



Fig. 17. Ironing Room in a Laundry, 1876. One laundress gestures with a goffering iron rod. Image from <http://nmscarcheologylab.wordpress.com/2013/05/01/time-for-some-spring-cleaning-goffering-irons-at-saratoga-national-historical-park>.




Fig. 18. Examples of fashionable men's clothing in 1850. Museum of the City of New York.

ROOM 009—BASEMENT ENTRY

LOCATION	OBJECT	EVIDENCE	ACTION
Walls	Whitewashed	Howell, <i>Historic Structure Report</i> , vol. 1, 83, 313.	Retain.
Floor	Wood	Howell, <i>Historic Structure Report</i> , vol. 1, 83.	Retain.
009N-1	Windsor bench, 1800-20.	In collection; period appropriate.	Use MAVA 26306 from Room 005.
009N-2	Spittoon, glazed earthenware	Period practice; Van Rensselaer inventory.	Acquire period appropriate piece or reproduction (see Fig. 20).
009E	Raised brick platform, 2 courses thick, 2'5" x 2'8"	<i>Historic Structure Report</i> , vol. 1, 83, 232.	Recreate to interpret MVB-era water tank.
009S-1	Fishing rods	Documentation of MVB's fishing activities: Kohan, <i>Historic Furnishings Report</i> , 14, 23; Stanton, <i>Plant Yourself</i> , 111; Cooney, <i>Recollections</i> , 28-29, 33.	Use reproductions now in Room 209.

LOCATION	OBJECT	EVIDENCE	ACTION
009S-2	Peg rail	In collection; probably original to site.	Retain.
009S-3	Fishing creel	Documentation of MVB's fishing activities: Kohan, <i>Historic Furnishings Report</i> , 14, 23; Stanton, <i>Plant Yourself</i> , 111; Cooney, <i>Recollections</i> , 28-29, 33.	Use reproduction now in Room 006. Hang on end peg, near rods.
009S-4	Straw hat	Period appropriate.	Retain reproduction. Hang on peg.
009S-5	Sackcloth coat	Period appropriate.	Retain reproduction. Hang on peg.
009S-6	Shawl	Period appropriate.	Acquire reproduction. Hang on peg.
009S-7	Fire bucket	Period practice.	Acquire period appropriate piece or reproduction (Fig. 21). Hang on peg.
009S-8	Small table, early 19 th century, or mid-19 th century of rural construction	Period appropriate	Acquire period piece or reproduction.

LOCATION	OBJECT	EVIDENCE	ACTION
009S-9 On table	Lantern, tinderbox	Period practice.	Acquire period pieces or reproductions (see Figs. 19, 20). Place on table.
009W-1	Rakes	These would not have been bought into the house but left outside. As a compromise, place by inside of door, not in location for hanging coats, hats, etc.	Move MAVA 25997 and MAVA 25998 to west wall by Room 007 door.

FLOOR PLAN, ROOM 009

Not to scale

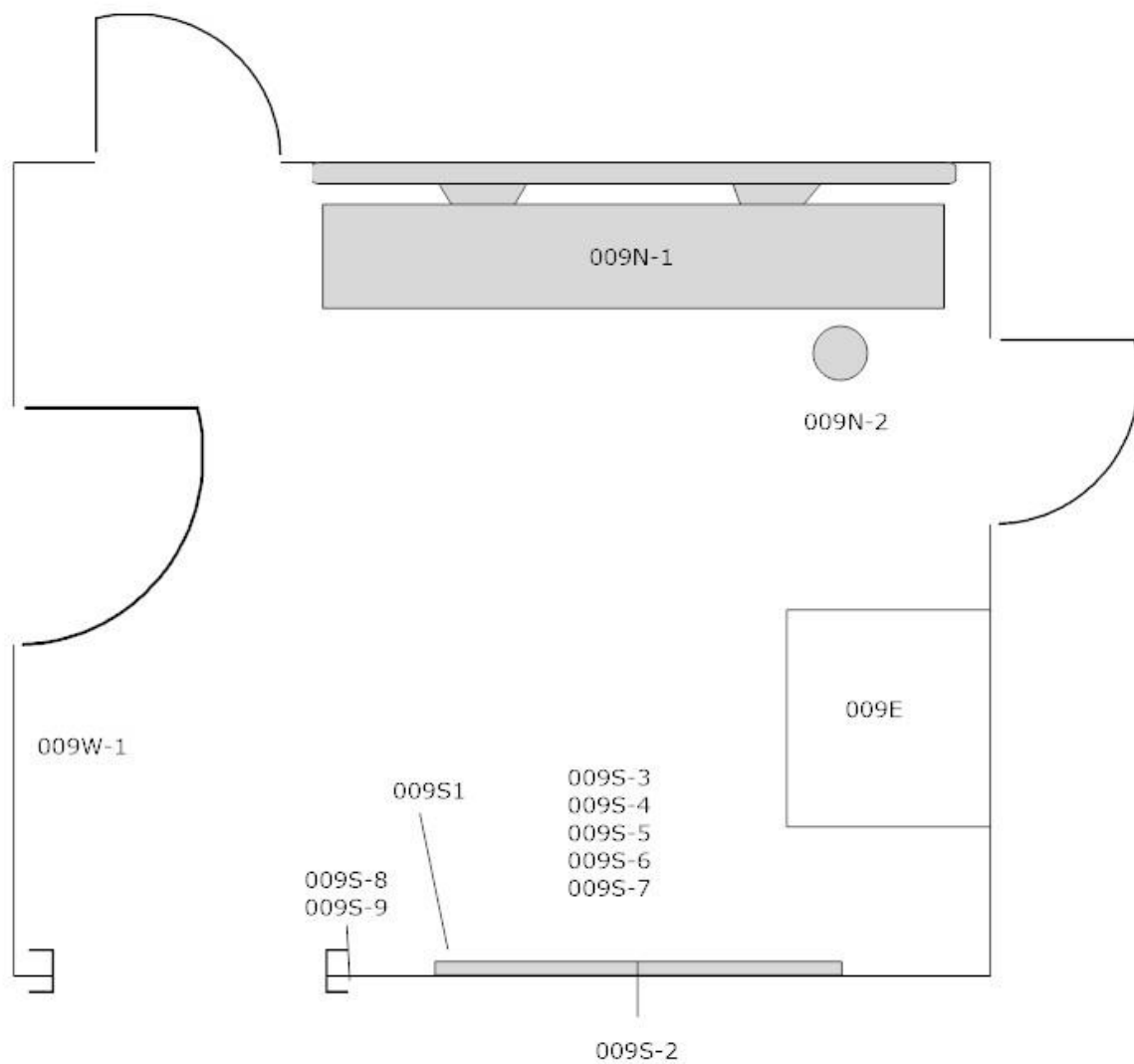




Fig. 19. Examples of mid-19th century lanterns. Queen Street Antique Mall (top left), Museum of Fine Arts, Boston (top right), www.1stDibs.com (bottom).



Fig. 20. Top: Tinderbox, sheet iron, 1800-1850. Winterthur Museum, Gardens and Library. Bottom: Yellowware spittoon, 1845-55, excavated from the Five Points neighborhood, New York. Government Services Administration, The Five Points Site website, <https://r2.gsa.gov/fivept/o6.htm>.



Fig. 21. Fire buckets from Castle Tucker (left) and Hamilton House (right), South Berwick, ME. Historic New England, Boston, MA.

ROOM 011—CHAMBER

Room 011 is interpreted as a servant's bedroom. More of a sense of the occupant will be created by adding objects that would have been commonly used by working-class women. The second bed (MAVA 24041) will be removed in order to introduce other furnishings that can be linked to the increasing literacy of the Irish domestic class; the importance of maintaining ties to home (as well as the economic support of those left behind) through letter writing; the practice of religious faith in a comparatively remote place; and the increasing political power of Irish immigrants in New York as a result of the two party system created by Van Buren.

As noted by Dr. Margaret Lynch-Brennan, Irish parents recognized that literacy in English would be crucial to their children when emigrating to the United States. The national school system in Ireland, created in 1830, provided instruction in the English language. By mid-century an estimated 29 percent of Irish women and 40 percent of men could read and write in English, making it likely that the Irish domestics of Lindenwald were able to write letters home.⁹

LOCATION	OBJECT	EVIDENCE	ACTION
Walls	Whitewashed	Howell, <i>Historic Structure Report</i> , 313.	Retain. Create the appearance of soot accumulation above fireplace opening.
Windows	Linen curtain panels	Larson report recommendations, 13.	Acquire reproduction.
Floor In front of fireplace	Floor cloth or cotton rag area rug	Period appropriate.	Acquire reproduction.
011N-1	Washstand	Period practice.	Use MAVA 605 from Room 009.

⁹ Dr. Margaret Lynch-Brennan to Patricia West, email, 16 August 2019. Dr. Lynch-Brennan felt it unlikely that illiterate Irish girls would have chosen to work at Lindenwald since the remote country surroundings would have further increased their isolation.

LOCATION	OBJECT	EVIDENCE	ACTION
011N-2 On washstand	Pitchers and basins, ironstone or earthenware	Period practice.	Acquire period appropriate pieces or reproductions.
011N-3 On washstand	Ironstone or earthenware soap dish with hand cut cake of soap	Period practice.	Acquire reproductions.
011N-4 On washstand	Natural sponge	Period practice.	Acquire.
011N-5 On washstand	Slop jar	Period practice.	Acquire period appropriate piece or reproduction.
011N-6 On washstand	Linen hand towel	Period appropriate	Acquire reproduction (see Fig. 11).
011N-7 On wall above washstand	Mirror	Period appropriate.	Acquire period piece or reproduction.
011N-8	Basket or other container holding firewood	Period practice.	Acquire period appropriate piece or reproduction. Place on hearth on side of fireplace.
011N-9	Fireplace tools: shovel, tongs, broom, bellows	Period practice.	Acquire period appropriate pieces or reproductions. Place on hearth on side of fireplace.
011N-10	Chest of drawers	In collection; period appropriate.	Use MAVA 53.

LOCATION	OBJECT	EVIDENCE	ACTION
011N-11	Crucifix	C. McDannell to P. West, email, 4 Aug. 1998; Kinmonth, <i>Irish Rural Interiors in Art</i> , 67; period practice.	Obtain period appropriate piece or reproduction (see Fig. 22).
011C-1	Rocking chair, with arms	Period appropriate.	Acquire period piece.
011C-2 On seat of rocking chair	Ladies woolen hose with hole to be darned	Period appropriate.	Acquire reproduction.
011C-3 On seat of rocking chair	Sewing basket containing pin cushion, sewing tools, scissors, approx. 7" H, 7" W, 5.5" D.	Period appropriate.	Acquire period appropriate pieces or reproductions (see Fig. 22).
011C-4	Woven rag rug or oil cloth.	Period appropriate.	Acquire reproduction.
011E-1	Trunk	In collection; period appropriate.	Use MAVA 24172.
011E-2	Peg rail	Found in-situ.	Retain.
011E-3	Bonnets	Period appropriate.	Acquire reproductions. Place on pegs.
011E-4	Shawl	Period appropriate.	Acquire reproduction. Place on peg.
011E-5	Wall shelf	Small shelf found in-situ.	Reproduce larger version based on wall shelf now on south wall.

LOCATION	OBJECT	EVIDENCE	ACTION
011E-6	Staffordshire dog	Donor provenance; period appropriate.	Use MAVA 14145. Place on wall shelf. Secure, possibly by a custom mount attaching the piece to the shelf. Alternatively a small local object alarm could be used.
011S-1	Side table, early Empire period or rural construction, 1810-1830	Period appropriate.	Acquire period piece or reproduction.
011S-2 On table	Candlestick, metal or ceramic	Period appropriate.	Acquire period appropriate piece or reproduction.
011S-3 On table	Pressed glass pitcher and tumbler	MVB order for pressed glass tumblers, Spillman, 34-36, 44.	Use mold blown or pressed glass pitcher and 1 tumbler from Room 005.
011S-4	Bed, with bedcover	Period appropriate	Retain MAVA 14139 and blue and white coverlet. Replace modern pillow cases with linen.
011S-5	Rosary	Period appropriate.	Retain existing reproduction.
011S-6 Under bed	Chamber pot	Period practice.	Retain existing reproduction.

LOCATION	OBJECT	EVIDENCE	ACTION
011S-7 On wall shelf	Candlestick	Period appropriate	Retain MAVA 1282.
011W-1 Place by window.	Work table	In collection; period appropriate.	Use MAVA 9553
011W-2 On MAVA 9553	Stoneware inkwell and quill pen	Period practice.	Use MAVA 1481 from Room 111.
011W-3 On MAVA 9553	Pen wiper, handmade	Period practice.	Reproduce based on early-mid 19 th century instructions.
011W-4 On MAVA 9553	Facsimile letter and sheets of blank paper	Lynch-Brennan, <i>The Irish Bridget</i> , 42-44, 52.	Use pieces of laid rag paper sized to period. Reproduce a period letter by an Irish domestic.
011W-5 On MAVA 9553	Stoneware or metal pounce pot	Period practice.	Acquire period appropriate piece or reproduction (see Fig. 21).
011W-6 On MAVA 9553	Stamp and stick of sealing wax stick	Period practice.	Acquire period appropriate piece or reproduction.
011W-7 On MAVA 9553	Candlestick, brass or ceramic	Period appropriate.	Acquire period appropriate reproduction.
011W-8 At MAVA 9553	Chair	In collection; period appropriate.	Use MAVA 14136.
011W-9	Pot of shamrocks	Period practice.	Retain existing reproduction.

FLOOR PLAN, ROOM 011

Not to scale

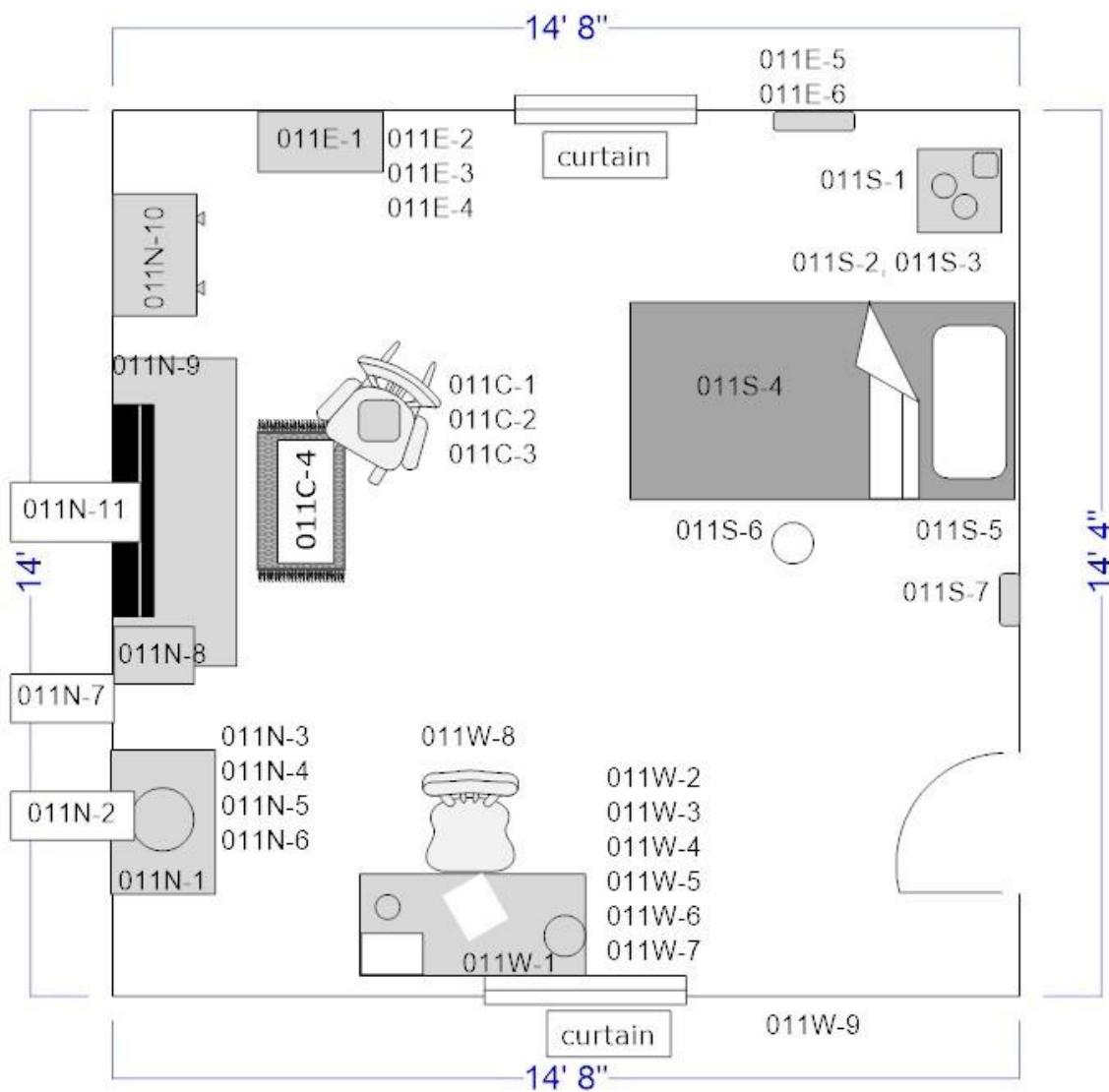




Fig. 22. Top: Sewing box with pincushion lid, 1800-1840. Winterthur Museum, Garden and Library. Sewing tools, 19th century. Skinner Auction House. Bottom: Crucifix, brass, 19th century. National Museum of Ireland. Pewter pounce pot, 1830-1840. Winterthur Museum, Garden and Library.

ROOM 101—BEST BEDROOM

The Best or Guest Bedroom will continue to feature the vignette depicting Henry Clay's 1849 visit to Lindenwald. Since the Clay vignette shows an activity that occurred during waking hours, when the enslaved Levi was still waiting on Clay, a nightshirt should be placed on the bedroll or wardrobe knob.

Visitors will continue to view Room 101 from the doorway.

LOCATION	OBJECT	EVIDENCE	ACTION
Walls	Wallpaper	Border paper on fireboard matches that found in Room 205; fragments of wallpaper from period found in Room 205.	Retain reproduction based on wallpaper from Room 205.
Windows	Draperies, curtain panels, valances or swags in cotton chintz lined in contrasting color	Period practice; Larson report recommendations, 1-3.	Reproduce curtains in appropriate style and fabric (see Appendix G, MAVA HFR Addendum, Part 1). Hang on reproductions of wooden gilt poles in museum collection, sized to Room 101 windows.
Floor	Ingrain carpet	Fragments from period found in-situ.	Retain reproduction.
101N-1	Mirror, Empire style, 1840-45	Period appropriate.	Acquire period piece or reproduction.
101N-2	Girandole set with lusters, 1840-45	Period appropriate.	Acquire period piece or reproduction.

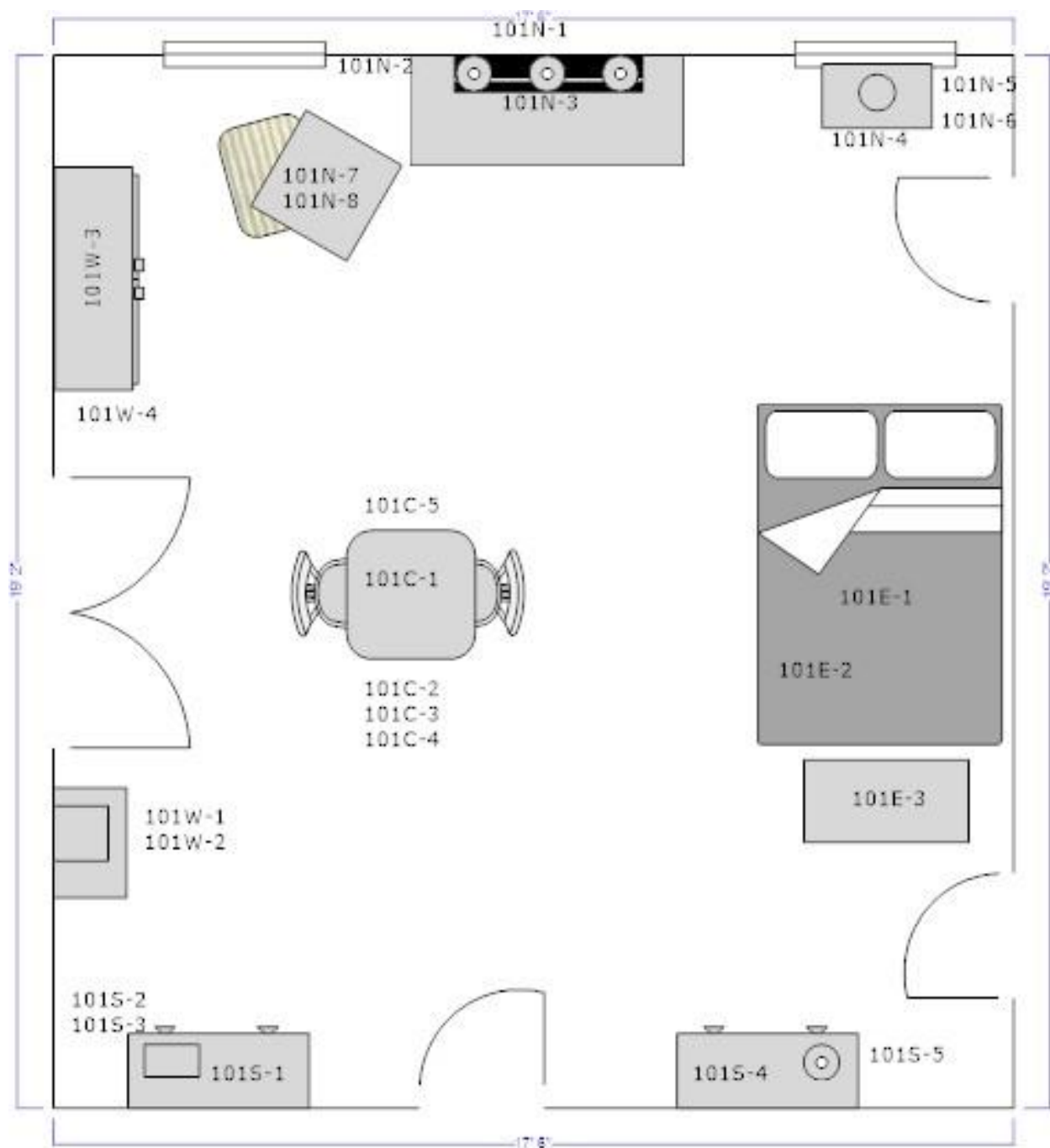
LOCATION	OBJECT	EVIDENCE	ACTION
101N-3	Fireboard, <i>Vue d'Ecosse</i> scenic fireboard paper, ca. 1840	Original to site, from period.	Reproduce MAVA 88.
101N-4	Commode, Empire style, ca. 1830-45	Period practice.	Acquire period piece or reproduction.
101N-5 On commode	Pitcher, basin, soap dish with soap cake, sponge, linen hand towel	Period practice.	Acquire period appropriate pitcher, basin and soap dish. Acquire reproductions of the remaining pieces.
101N-6	Travelling shaving mirror, 1830-40	Period appropriate.	Acquire period piece or reproduction.
101N-7	Bedroll and woven blanket	Period practice.	Retain reproductions.
101N-8	Nightshirt, linen	Period appropriate.	Acquire reproduction based on Fig. 24.
101E-1	Sleigh bed, 1830-40 with bedcovering	Original to site; Kohan, <i>Historic Furnishings Report</i> , 219; period appropriate.	Replace MAVA 1197 with MAVA 347. Reproduce a chintz coverlet to match curtains.
101E-2 Place on MAVA 347	Dressing gown	Period appropriate.	Acquire reproduction 1840s dressing gown. See Fig. 25.
101E-3-	Trunk	In collection; period appropriate.	Retain MAVA 24171.

LOCATION	OBJECT	EVIDENCE	ACTION
101S-1	Chest of drawers, 1830-40	In collection; period appropriate.	Use MAVA 1498 or MAVA 44.
101S-2 On chest of drawers	Lap desk	Period appropriate.	Retain reproduction MAVA 24168.
101S-3 On chest of drawers	Tall silk top hat, newspaper, snuffbox	Period appropriate.	Retain reproductions MAVA 24165 (period newspaper), MAVA 24169 (snuffbox). Acquire reproduction top hat with taller crown, slightly flared, with shiny sheen to silk (see Fig. 26).
101S-4	Chest of drawers, 1830-40	In collection; period appropriate.	Use MAVA 1498 or MAVA 44
101S-5 On chest of drawers	Argand lamp, 1840-1845	Period appropriate.	Acquire period piece or reproduction.
101W-1	Table, Empire period, 1840-1845	Period appropriate.	Acquire period piece or reproduction.
101W-2	Liquor chest with blown glass decanters, wine glasses and tumblers	Period appropriate; used by contemporaries and near-contemporaries (ex. William Floyd, Thomas Jefferson).	Acquire period piece or reproduction based on examples in Fig. 27.
101W-3	Wardrobe	Possibly original to site (Kohan, 220); period appropriate.	Retain MAVA 244.

LOCATION	OBJECT	EVIDENCE	ACTION
101W-4	Walking stick	In collection; period appropriate.	Retain reproduction MAVA 24167. Place against MAVA 244.
101C-1	Card table	In collection; period appropriate.	Retain MAVA 14123
101C-2 On card table	Playing cards. Can alternate with lap desk to interpret activities of card playing and letter writing with the addition of paper, pen, inkwell, blotter.	Period appropriate.	Replace modern cards with reproductions based on one of the early 19 th century sets in collection of Winterthur Museum, Garden and Library (Fig. 23). Can be reproduced in-house using digital scans and heavy paper stock.
101C-3 On card table	Decanter, blown glass, tapered rectangular body with round shoulders, gilded or engraved decoration	Period appropriate; form typical for use with liquor cases.	Acquire reproduction decanter to replace modern pressed piece; partially fill with faux bourbon. Piece should be part of or match those in liquor chest (see Fig. 27).
101C-4 On card table	Tumbler, blown glass, gilded or engraved decoration	Period appropriate.	Acquire blown glass reproduction tumbler to replace modern pressed piece; partially fill with faux bourbon. Piece should be part of or match those in liquor chest (see Fig. 27).
101C-5	Chairs, pair, Empire style, upholstered seats, ca. 1845	Period appropriate.	Acquire period pieces or reproductions.

FLOOR PLAN, ROOM 101

Not to scale






Fig. 23. Playing cards, 1800-1875, Switzerland. Winterthur Museum, Garden and Library.



Fig. 24. Linen nightshirt, 1800-1840. Charles A. Whitaker Auction Company, Philadelphia.




Fig. 25. Top: Robert Weir, *The Last Communion of Henry Clay*, 1852. Johnson Collection, Philadelphia Museum of Art. Clay's dressing gown is consistent with men's dressing gowns of a decade earlier, as seen in the engraving of painter Benjamin West (bottom). Winterthur Museum, Garden and Library.




Fig. 26. Daguerreotype of William B. Noyes wearing high silk top hat , ca. 1850. State Historical Society of Wisconsin, reproduced in Joan Severa, *Dressed for the Photographer: Ordinary Americans and Fashion, 1840-1900* (Kent, OH: The Kent State University Press, 1995).



Fig. 27. Examples of late 18th-early 19th century liquor chests for travelling. Winterthur Museum, Library and Gardens (top left), New York State Museum (top right), Mt. Holyoke College Art Museum, MA (bottom left), William Floyd Estate, Long Island, NY (bottom right).

ROOM 104—SITTING ROOM

The vignette for the sitting room will emphasize its more intimate function as a place for multiple generations of the Van Buren family to gather. Reading aloud, sewing and game playing would have been common activities in this space. That the Van Burens engaged in such activities is noted in at least one account of the family in their private rooms at the White House.¹⁰ Like the majority of women of her time, Angelica Singleton Van Buren sewed, did needlework and apparently quilted.¹¹ One of these activities will be incorporated into the room to help interpret her regular presence in the house in the 1840s.

The keeping of houseplants in the first half of the nineteenth century reflected a wider interest in horticulture during the period. Among the popular plants of the period were geraniums, heliotrope, aspidistra, abutilon (parlor maple), jasmine and fuchsia.¹² A series of columns in *Godey's Lady's Book* headed "House Gardening" show how the use of decorative plants within the home was dictated by the seasons. In the cold months, an emphasis was placed on the use of forced bulbs like hyacinths, crocuses, jonquils, narcissus and cyclamens; and flowering plants dug up in the fall to over-winter in the house such as azaleas, myrtle, roses, fuchsias and begonias. The use of cut flowers predominated during the summer months; those recommended as longest-lasting were white chrysanthemums, feverfew (white flowers), coreopsis (gold flowers), China aster, hawkweed, jacobaea, zinea, hyacinth, tulip, narcissus, snow drop, lilies, sweet william, wallflower, scabious and phlox.¹³ Among the flowers known to have been grown at Lindenwald were snapdragons, petunias, canterbury bells, pink and yellow sweetpeas and roses.¹⁴ These should form the nucleus of any cut flower arrangements used in Lindenwald's interiors. The numerous references to lemonade as a common drink offered at Lindenwald point to the possibility of a ponderosa lemon tree (*citrus limon Ponderosa*) being grown in the house or greenhouse.¹⁵

Pier tables were generally placed in front of pier mirrors, on which lamps were placed to help reflect more light into the room in the evening. The fact that the pier mirrors in both Room 104 and Room 106 are unfinished at the bottom indicates that pier tables were to be used to hide the absent frame moldings.

¹⁰ Esther Singleton, *The Story of the White House* (New York: The McClure Company, 1907), 261.

¹¹ Kohan, *Historic Furnishings Report*, 193.

¹² Tovah Martin, "Gardening; The Era of Palms and Ferns," *New York Times*, 31 Jan. 1988; Jessie Anne Keith, "All the Hues That Fit," *Old-House Journal*, vol. 33, no. 3, May/June 2005, 35-38.

¹³ "House Gardening No. 8," *Godey's Lady's Book*, Aug. 1859, 190.

¹⁴ Searle, *Plant Yourself*, 44.

¹⁵ Citrus plants were popular in the 1840s (see Tovah Martin, "Gardening; The Era of Palms and Ferns," *New York Times*, 31 Jan. 1988). Henry Wadsworth Longfellow had a lemon tree in the study of his Cambridge home.

The following objects will be removed because they post-date the historic period or lack site or family-specific documentation: the harp (MAVA 4), book (MAVA 221) and the artificial palm trees, which were popularized later in the century as central heating improved.

LOCATION	OBJECT	EVIDENCE	ACTION
Walls	Wallpaper	Fragments of wallpaper from period found; photographic evidence.	Retain reproduction.
Windows	Draperies, curtain panels and valances	Larson report recommendations, 4.	Retain reproductions.
Floor	Carpet	Photographic evidence.	Retain reproduction.
104N-1	Plant, ponderosa lemon tree (<i>citrus limon Ponderosa</i>)	Martin, "Gardening: The Era of Palms and Ferns," NYT, 31 Jan. 1988.	Acquire faux plant. See Fig. 35 for example of period plant pot.
104N-2	Chair	In collection; period appropriate.	Use MAVA 9557.
104N-3	Fireboard	Original to site; Kohan, <i>Historic Furnishings Report</i> , 204.	Reproduce MAVA 85.
104N-4	Girandole set with lusters, 1840-1850	Period appropriate.	Acquire period pieces or reproductions.
104N-5	Decorative ceramic figurines (pair) in the form of people or animals (ex. Staffordshire figures)	Period appropriate.	Acquire period pieces or reproductions.
104N-6	Portrait of John Van Buren	Period appropriate.	Reproduce MAVA 25599, now on loan, if it cannot be acquired for the collection.

LOCATION	OBJECT	EVIDENCE	ACTION
104N-7	Sofa	In collection; original to site.	Retain MAVA 115
104N-8	Footstool, Empire or Rococo Revival style, ca. 1840-50, upholstered in needlework or period appropriate print or fabric (ex. wool mohair, horsehair)	Period appropriate; Figs. 30, 31.	Acquire period piece or reproduction.
104E-1	Pier mirror	Original to site; Kohan, <i>Historic Furnishings Report</i> , 222; photographic evidence.	Retain MAVA 23.
104E-2 In front of MAVA 23	Pier table	Period practice; Fig. 32. Unfinished bottom of pier mirror indicates a pier table was originally used.	Use MAVA 45.
104E-3 On pier table	Astral lamp	Period appropriate; Fig. 32..	Use MAVA 124.
104E-4	Sewing table	In collection and possibly original to site; period appropriate.	Use MAVA 146.

LOCATION	OBJECT	EVIDENCE	ACTION
104E-5 On MAVA 146	Fabric pieces cut into blocks in preparation for quilting; sewing scissors	ASVB to mother, 14 Oct. 1843: "Mrs. Cambreleng has given me the pattern of a new kind of patchwork which she calls 'blockwork.' She was covering a large arm chair with it & I am about to attempt a similar one." (Kohan, <i>Historic Furnishings Report</i> , 193); <i>Godey's Lady's Book</i> patterns; L. Bassett email 17 Sept. 2018, on quilting terms.	Create from period appropriate fabric reproduction (see Figs. 36, 37).
104E-6 On MAVA 146	Sewing box	In collection; "in the more home-like family dining room.... On any evening the family of the President was to be found at home--with their needlework and book....," Mrs. Freeman on MVB in White House Singleton, <i>The Story of the White House</i> , 261.	Use MAVA 1499; display open.
104E-7	Chair	In collection; period appropriate.	Use MAVA 9593.
104S-1	Melodeon	In collection; period appropriate.	Retain MAVA 348.
104S-2	Piano stool, 1830-40	Period practice.	Acquire period appropriate piece.

LOCATION	OBJECT	EVIDENCE	ACTION
104S-4	Card table	In collection; period appropriate.	Use MAVA 34 from Room 111.
104S-5 On card table	Whist game pieces	In collection; documentation of card games played by MVB in Kohan, <i>Historic Furnishings Report</i> , 16.	Use MAVA 1482, 1484, 1485, 1487, 1488, 1489 from Room 111.
104S-6	Chairs, pair	In collection; period appropriate.	Use MAVA 9557, 9558.
104W-1 To left of MAVA 125	Painting: William Rickarby Miller, <i>Indian Falls Near Cold Spring</i> (Metropolitan Museum of Art)	STVB purchase, Sale of Art Union Holdings, 1852 in Kohan, <i>Historic Furnishings Report</i> , 171.	Obtain reproduction of watercolor version in collection of Metropolitan Museum of Art (Fig. 39). Place in appropriate period or reproduction frame. Hang from molding using decorative red or green cording.
104W-2	Bookcase	Period appropriate.	Retain MAVA 125.
104W-3 On MAVA 125	Daguerreotype portrait of John Van Buren from Fenimore Art Museum in Cooperstown	Period appropriate.	Reproduce portrait to approximate size of original and copy the original case frame. Prop on bookcase. Alternatively, place on center table.
104C-1	Hobby horse OR animal pull toy, ca. 1850	Period appropriate; Figs. 28, 324.	Acquire period piece or reproduction (see Figs. 28, 34).

LOCATION	OBJECT	EVIDENCE	ACTION
104C-2	Doll OR wood blocks, ca. 1850	Period appropriate; Figs. 33, 34).	Acquire period piece or reproduction (see Figs. 33, 34).
104C-3	Center table	Possibly original to site (Kohan, <i>Historic Furnishings Report</i> , 129); period appropriate; Figs. 28, 29, 30, 32); MVB documented as having purchased center table for White House (Kohan, <i>Historic Furnishings Report</i> , 125).	Retain MAVA 128
104C-4 On MAVA 128	Table scarf	MVB request for silk table covers, 1848, in Kohan, <i>Historic Furnishings Report</i> , 193; period appropriate; Figs. 28, 29, 31).	Acquire reproduction in silk damask based on examples in Figs. 28, 29, 31. The reproduction should be red or green.
104C-5 On MAVA 128	Books: Washington Irving's <i>The Sketch Book</i> ; James Fenimore Cooper's <i>Gleanings in Europe</i> ; James Kirke Paulding's <i>The Dutchman's Fireside</i> .	MVB on his reading habits in <i>Autobiography</i> ; MVB's favorite fictional authors: Kohan, <i>Historic Furnishings Report</i> , 11; Niven, <i>Romantic Age</i> , 485-486; period appropriate (Figs. 28, 29, 30, 32).	Acquire copies of editions no later than 1850 or modern facsimiles that can be handled and shown to visitors. Reading material can be rotated to interpret the different writers Van Buren favored, etc.

LOCATION	OBJECT	EVIDENCE	ACTION
104C-6 On MAVA 128	Astral lamp, acidized glass shade.	Period practice; Figs. 28, 29, 30.	Acquire period piece or reproduction.
104C-7 On MAVA 128	Small ceramic vase with flowers	Period practice (Figs. 29, 31).	Acquire or use period appropriate vase in collection. Base flower arrangement on Figs. 29 and 31 but using flowers known to have been grown at Lindenwald when in season.
104C-8	Chairs, Rococo Revival style	Acquired in 1990s; period appropriate.	Retain MAVA 116.
104C-9	Dice in box	Archeology collection; Fiero, <i>Historic Structure Report Archeological Data Section</i> .	Acquire period pieces or reproductions; base on example in archeology collection (see Fig. 39 for period example).

FLOOR PLAN, ROOM 104

Not to scale

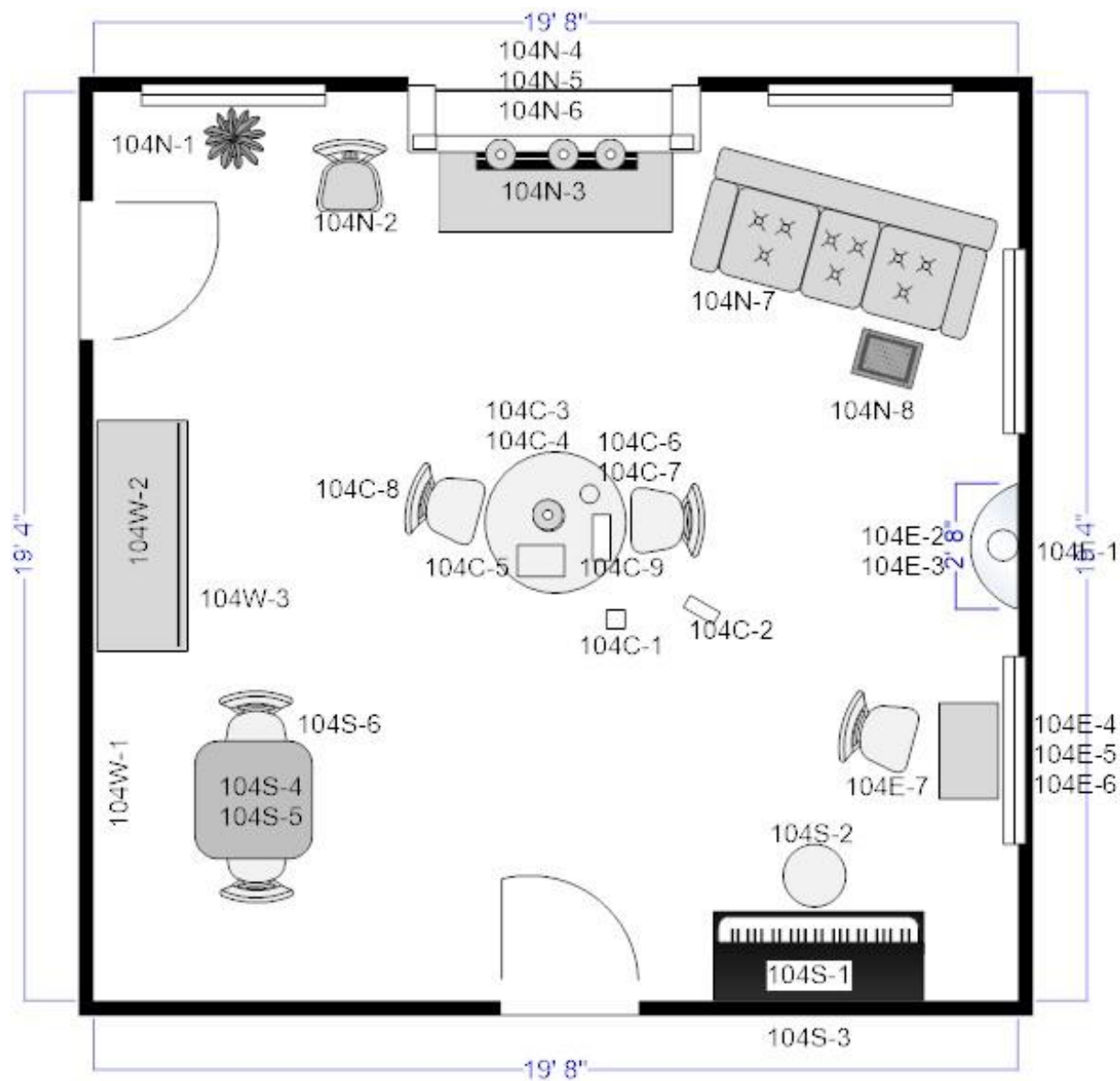




Fig. 28. Detail, Robert Peckham, *The Hobby Horse*, 1840. National Gallery of Art, Washington.



Fig. 29. Details of objects on center tables. Right: Fredrick R. Spencer, *Family Group*, ca. 1841. Brooklyn Museum. Left: Nicholas Biddle Kit, *Mr. & Mrs. Charles Henry Augustus Carte*, ca. 1845. Museum of the City of New York.



Fig. 30. Henry F. Darby, *Rev. John Atwood and his Family*, 1845. Museum of Fine Arts, Boston.



Fig. 31. Details, Henry F. Darby, *Rev. John Atwood and his Family*, 1845. Museum of Fine Arts, Boston.



Fig. 32. August Edouart, *The Trimble Family*, New York, 1842, showing the use of a pier table and lamp in front of a pier mirror. Winterthur Museum, Garden and Library.



Fig. 33. Joseph Whiting Stock, *Mary and Francis Wilcox*, 1845. National Gallery of Art, Washington.



Fig. 34. Robert Peckham, *The Raymond Children*, 1838. Metropolitan Museum of Art.



Fig. 35. Robert Peckham, *Rosa Heywood*, oil on canvas, 1840. Private collection.




Fig. 36. Block patchwork pattern from *Godey's Lady's Book*, vol. LVIII, March 1859. Special Collections Department, New Bedford Free Public Library, New Bedford, MA.



Fig. 37. Patchwork quilt comprised of block forms, American, 1800-1850. Winterthur Museum, Library and Gardens.




Fig. 38. Dominoes with box, Asian, 1800-1850. Winterthur Museum, Library and Gardens.



Fig. 39. William Rickarby Miller, *Indian Falls, Indian Brook, Cold Springs, New York*, watercolor, 1850. Metropolitan Museum of Art.

ROOM 105—MAIN HALL

Room 105 is arguably the single most crucial room to the interpretation of Lindenwald. Two vignettes are suggested for the dining table top, which can be alternated depending on thematic focus.

Tablescape A sets the table for a multicourse dinner for up to the maximum number of people the extension table can hold. This will heighten the impact and importance of the Main Hall and entertaining to Van Buren's political goals; further convey the affluence of the former president; and introduce discussion of the increasing complexity of the social ritual of dining in the nineteenth century. Van Buren is recorded as having had White House dinner parties with as many as thirty guests. Van Buren always had a waiter on staff, suggesting that at Lindenwald meals were served English-style, in which the servant held the dishes while the guest served himself. Therefore it is more likely that platters and serving dishes containing main dishes were kept on the sideboard during the meal rather than on the table. This arrangement is reflected in Tablescape A.

The setting for Tablescape B is smaller, based on the July 1848 meeting at Lindenwald of Samuel Tilden, Lucius Chittenden, William Curtis Noyes, Van Buren's son John, and an unknown number of men from Albany and Kinderhook that culminated with Van Buren accepting their invitation to be the presidential nominee for the Free Soil Party. The table will be made smaller to accommodate a group of twelve or fewer and will be set for the dessert course. Fruits used in the setting are based on what would have been in season at that time and grown at Lindenwald. Other desserts are based on what was popular in the mid-nineteenth century derived from period cookbooks and anecdotal accounts. The table should appear as though participants are in the midst of a spirited conversation during their meal. Forks and knives should be placed as though in use, glasses filled with varying amounts of wine, decanters partially empty, chairs slightly askew, trays of food partially filled and partially eaten foodstuffs on the individual plates. If a pamphlet, broadside or other document related to the Free Soil Party and pre-dating the historic dinner is identified, a facsimile could be placed at the head of the table, as though Van Buren is reviewing and considering the group's proposal. Fig. 43 provides a guide for the somewhat random placement of objects to be achieved on the table.

Both settings will require purchasing new and in many cases custom made faux food based on illustrations or presentation instructions in mid-nineteenth century cookbooks.

While the plateau exhibited is of the appropriate period, it is undersized when the dining table is displayed at full length. It could potentially be used for the dessert setting, in which case the three main dishes—the bombe or charlotte and footed dishes of orange jellies and meringues—could be set on the plateau.

An account left by Lucius Chittenden describes the dinnerware used by Van Buren as an “exquisitely decorated” Sevres set.¹⁶ Van Buren described being upset by the loss of “a very beautiful tea & breakfast set” made in France that he “valued above everything in the House.”¹⁷ The dinnerware owned by Van Buren may have resembled the set pictured in Fig. 48 that belonged to his Secretary of the Navy, Mahlon Dickerson. A long-term goal of the park could be to acquire a similarly decorated set.

Other additions to the Main Hall include a Dutch clock. Although the anecdote referencing “an old fashioned Dutch clock in the hall” dates to almost 40 years after Van Buren’s death, in an 1841 letter Martin Van Buren Jr. writes of the unexpected arrival of his brother John and family when “[t]he clock that clicks behind the door had sounded eleven,” after which “the old hall looked upon a new scene.”¹⁸ Some examples of the possible appearance of the clock are shown in Fig. 58. While it is not known if the clock was a case or wall mounted device, its placement in the Main Hall suggests a case clock since these were the type more often used in hall locations.¹⁹

The sofa that can be converted into a bed that is now in the Main Hall will be removed and a traditional sofa put in its place. While Angelica Singleton Van Buren wrote in 1843 of being carried down to the Hall sofa during her recovery from childbirth, it is unlikely she used a sofa bed in a public space within the house.²⁰ Other evidence points to the use of the sofa bed on the second floor, rather than the first.

LOCATION	OBJECT	EVIDENCE	ACTION
Walls	Zuber wallpaper <i>Paysage a Chasses</i> and dado	Found in-situ.	Retain original (north and south walls) and reproductions (east and west walls).
Windows	No treatment	Larson report recommendations, 5.	None.

¹⁶ Lucius E. Chittenden, *Personal Reminiscences including Lincoln and others, 1840-1890* (New York: Richmond, Croscup & Co., 1893), 16-17.

¹⁷ Kohan, *Historic Furnishings Report*, 74.

¹⁸ Martin Van Buren Jr. to Elizabeth Blair, 7 August 1841, Francis Blair Papers, Box 227, Folder 16, Princeton University Library.

¹⁹ Garrett, *At Home*, 37.

²⁰ Kohan, *Historic Furnishings Report*, 40.

LOCATION	OBJECT	EVIDENCE	ACTION
Floor	Carpeting	Photographic evidence; found in-situ.	Retain reproduction (MAVA 1466).
Ceiling fixture	Chandelier	Remnants of MVB era lighting found in situ.	Retain MAVA 25891.
105N-1	Dutch tall case clock, 19 th century or earlier	Kohan, <i>Historic Furnishings Report</i> , 42, 88; MVB Jr. to Elizabeth Blair, 7 Aug. 1841, Francis Blair Papers, Princeton University; Garrett, <i>At Home</i> , 37.	Acquire period piece or reproduction (see Fig. 62).
105N-2	Chairs (2)	In collection; period appropriate.	Use any from MAVA 24142-24161, depending on number being seated at dining table.
105N-3	Sofa	ASVB correspondence, 1840s (Kohan, <i>Historic Furnishings Report</i> , 228).	Use MAVA 270 from Room 206
105S-1	Sideboard	In collection; period appropriate.	Retain MAVA 724.
105S-2 On floor between sideboards	Cellarette, Empire period	MVB had a cellarette in his Albany home, (Kohan, <i>Historic Furnishings Report</i> , 233).	Acquire period piece (see Fig. 55 for examples). Display open, filled with faux ice and period or reproduction champagne bottles.

LOCATION	OBJECT	EVIDENCE	ACTION
105S-3	Sideboard	In collection; period appropriate.	Retain MAVA 114.
105S-4	Chairs (2)	In collection; period appropriate.	Use any from MAVA 24142-24161, depending on number being seated at dining table.
105S-5	Card table, Empire period	In collection; period appropriate.	Retain MAVA 103.
105C-1	Dining table	Exact reproduction of original (in private collection), commissioned by MAVA.	Retain MAVA 24198.
105C-2 Under table	Crumb cloth	Period practice.	Acquire reproduction.
105C-3	Chairs (number depending on tablescape)	In collection; period appropriate	Use chairs from among MAVA 107, 108, 262-269, 24142-24161. Continue to place reproduction chairs on north side of table. Line chairs not used against walls.

Tablescape A—Dinner for 20-30

LOCATION	OBJECT	EVIDENCE	ACTION
On table (MAVA 24198), extended to full size			
TA-1	Tablecloth	Period practice; Garrett, <i>At Home</i> , 82; Williams, <i>Savory Suppers</i> , 71-72; Beecher, <i>Domestic Economy</i> , 351-352.	Acquire reproduction. For examples, see Figs. 44, 45.
TA-2 At each seat	Plates and soup plates, painted porcelain (20-30)	Chittenden, <i>Personal Reminiscences</i> , 16-17.	Acquire period pieces or reproductions based on examples like those in Fig. 53.
TA-3 To right of plates	Tumblers, cut glass (20-30); wine glasses, cut glass (2 for each setting, 40-60 total)	MVB glass orders "6 doz claret wine glasses, cut pillar stems," "2 doz. champagne glasses," "Best Cut High flute tumblers" (Spillman, <i>White House Glassware</i> , 34-36, 44); <i>Godey's Lady's Book</i> , 1859 (Fig. 42).	Acquire period pieces or reproductions. See Figs. 47, 48, 49 for period appropriate examples.
TA-4 To left of plates	Forks (20-30), sterling	Beecher, <i>Domestic Economy</i> (Fig. 40); <i>Godey's Lady's Book</i> , 1859 (Fig. 42).	Acquire silverware in form of set used by MVB in the White House (Fig. 46).
TA-5 Above plates	Knives (20-30), sterling	Beecher, <i>Domestic Economy</i> (Fig. 40); <i>Godey's Lady's Book</i> , 1859 (Fig. 42).	Acquire silverware in form of set used by MVB in the White House (Fig. 46).
TSA-6 To right of plates	Linen napkins in sterling napkin rings (20-30)	<i>Godey's Lady's Book</i> , 1859 (Fig. 42); Garrett, <i>At Home</i> , 82; Williams, <i>Savory Suppers</i> , 71-72; Beecher, <i>Domestic Economy</i> , 351-352.	Acquire reproduction and period sterling napkin rings.

LOCATION	OBJECT	EVIDENCE	ACTION
TA-7	Master salts, cut glass in sterling stands	Fig. 3; A Jackson order for “6 pr salts and stands” (Spillman, <i>White House Glassware</i> , 34-36, 44).	Acquire period appropriate pieces.
TA-8	Butter dishes, painted porcelain, with sterling butter knives	<i>Godey’s Lady’s Book</i> , 1859 (Fig. 42).	Acquire period pieces or reproductions.
TA-9	Sauce boats, painted porcelain	Beecher, <i>Domestic Economy</i> (Fig. 40).	Acquire period pieces or reproductions.
TA-10	Pickle trays or casters painted porcelain, with serving forks	<i>Godey’s Lady’s Book</i> , 1859 (Fig. 42).	Acquire period pieces or reproductions.
TA-11	Jelly dishes, painted porcelain, with serving spoon	Beecher, <i>Domestic Economy</i> (Fig. 40); <i>Godey’s Lady’s Book</i> , 1859 (Fig. 42).	Acquire dishes. Acquire faux molded jelly for each dish.
TA-12	Celery vases, cut glass (4)	Beecher, <i>Domestic Economy</i> (Fig. 40); <i>Godey’s Lady’s Book</i> , 1859 (Fig. 42).	Acquire period pieces (see Fig. 47); fill with faux celery from Room 005, cut from the base so that stalks are separated.
TA-13	Casters: cut glass cruets, sterling frame	Beecher, <i>Domestic Economy</i> (Fig. 40); <i>Godey’s Lady’s Book</i> , 1859 (Figs. 41, 42).	Acquire period or reproduction casters and cruets.
TA-27	Glass decanters (10), barrel shaped with flute cut bodies, conical stoppers	MVB order for “6 qt. barrel shaped all fluted decanters, cone stoppers” and “12 pt. barrel shaped all fluted decanters, cone stoppers” (Spillman, <i>White House Glassware</i> , 34-36, 44); Fig. 43.	Acquire period or reproduction decanters and bottles (see Figs. 47, 50).

LOCATION	OBJECT	EVIDENCE	ACTION
On sideboard A			
TA-14	Candelabrum	In collection; period appropriate	Use MAVA 673.
TA-15	Bread trays (2), painted porcelain, containing small cut pieces of faux bread	Beecher, <i>Domestic Economy</i> , 354-355.	Acquire trays; obtain faux bread pieces.
TA-16	Soup tureens, painted porcelain, and sterling ladles (2)	<i>Godey's Lady's Book</i> , 1859 (Figs. 41, 42).	Acquire period pieces or reproductions.
TA-17	Punch bowl, decorated porcelain, Anglo-Irish cut footed glass or footed sterling with sterling ladle	Kohan, <i>Historic Furnishings Report</i> , 42	Acquire period appropriate pieces (see Fig. 51).
TA-18	Vegetable dishes: potatoes (1), peas (1)	West, <i>Irish Immigrant Workers</i> , 7; Figs. 36, 37, 38; Beecher, <i>Domestic Economy</i> (Fig. 40); <i>Godey's Lady's Book</i> , 1859 (Fig. 42).	Acquire period pieces or reproductions.
On sideboard B			
TA-19	Candelabrum	In collection; period appropriate.	Use MAVA 674.
TA-20	Fish tray, painted porcelain, with faux trout, pickerel or perch (types from MVB's ponds)	West, <i>Irish Immigrant Workers</i> , 7; <i>Godey's Lady's Book</i> , 1859 (Fig. 41).	Acquire tray. Acquire faux trout arranged and decorated as illustrated in Francatelli, <i>The Modern Cook</i> (1846); see Fig. 58.
TA-21	Fish server, sterling	Period appropriate.	Acquire period piece or reproduction.

LOCATION	OBJECT	EVIDENCE	ACTION
On sideboard B (cont.)			
TA-22	Porcelain serving tray with ham	Kohan, <i>Historic Furnishings Report</i> , 16; STVB to ASVB, 1837 in West, <i>Irish Immigrant Workers</i> , 7; Niven, <i>Romantic Age</i> , 485.	Acquire trays. Acquire faux ham arranged and decorated as illustrated in Francatelli, <i>The Modern Cook</i> (1846); see Fig. 57.
TA-23	Serving fork, sterling	Period appropriate.	Acquire period piece or reproduction.
TA-24	Porcelain serving tray with chicken fricassee	STVB to ASVB, 1837 in West, <i>Irish Immigrant Workers</i> , 7; Niven, <i>Romantic Age</i> , 485	Acquire trays. Acquire faux ham arranged and decorated as illustrated in Francatelli, <i>The Modern Cook</i> (1846); see Fig. 56.
TA-25	Serving fork and spoon, sterling	Period practice.	Acquire period pieces or reproductions.
TA-26	Carving knives, sterling (2)	Period practice.	Acquire period pieces or reproductions.

Tablescape B—Dessert course for small group (Free Soil discussion, July 4, 1848)

LOCATION	OBJECT	EVIDENCE	ACTION
On table (MAVA 24198), leaves removed and table size reduced to accommodate a smaller group			
TB-1	Dessert plates, painted porcelain	Chittenden, <i>Personal Reminiscences</i> , 16-17.	Acquire period pieces or reproductions based on Fig. 53.
TB-2	Custard cups with saucers, painted porcelain	STVB to ASVB, 1837 in West, <i>Irish Immigrant Workers</i> , 7.	Acquire period pieces or reproductions based on Figs. 53, 54.
TB-3	Wine glasses, cut glass	MVB glass orders “6 doz claret wine glasses, cut pillar stems,” “2 doz. champagne glasses” (Spillman, <i>White House Glassware</i> , 34-36, 44).	Acquire period pieces or reproductions. See Figs. 47, 48, 49 for period appropriate examples.
TB-4	Glass decanters, barrel shaped with flute cut bodies and conical stoppers; period Madeira wine bottles on silver casters	MVB order for “6 qt. barrel shaped all fluted decanters, cone stoppers” and “12 pt. barrel shaped all fluted decanters, cone stoppers” (Spillman, <i>White House Glassware</i> , 34-36, 44); Niven, <i>Romantic Age</i> , 545; Collier, <i>Old Kinderhook</i> , 422-423.	Acquire period or reproduction decanters, bottles and casters (see Figs. 47, 50).
TB-5	Forks, sterling	Beecher, <i>Domestic Economy</i> (Fig. 40); <i>Godey’s Lady’s Book</i> , 1859 (Fig. 42).	Acquire silverware in form of set used by MVB in the White House (Fig. 46).

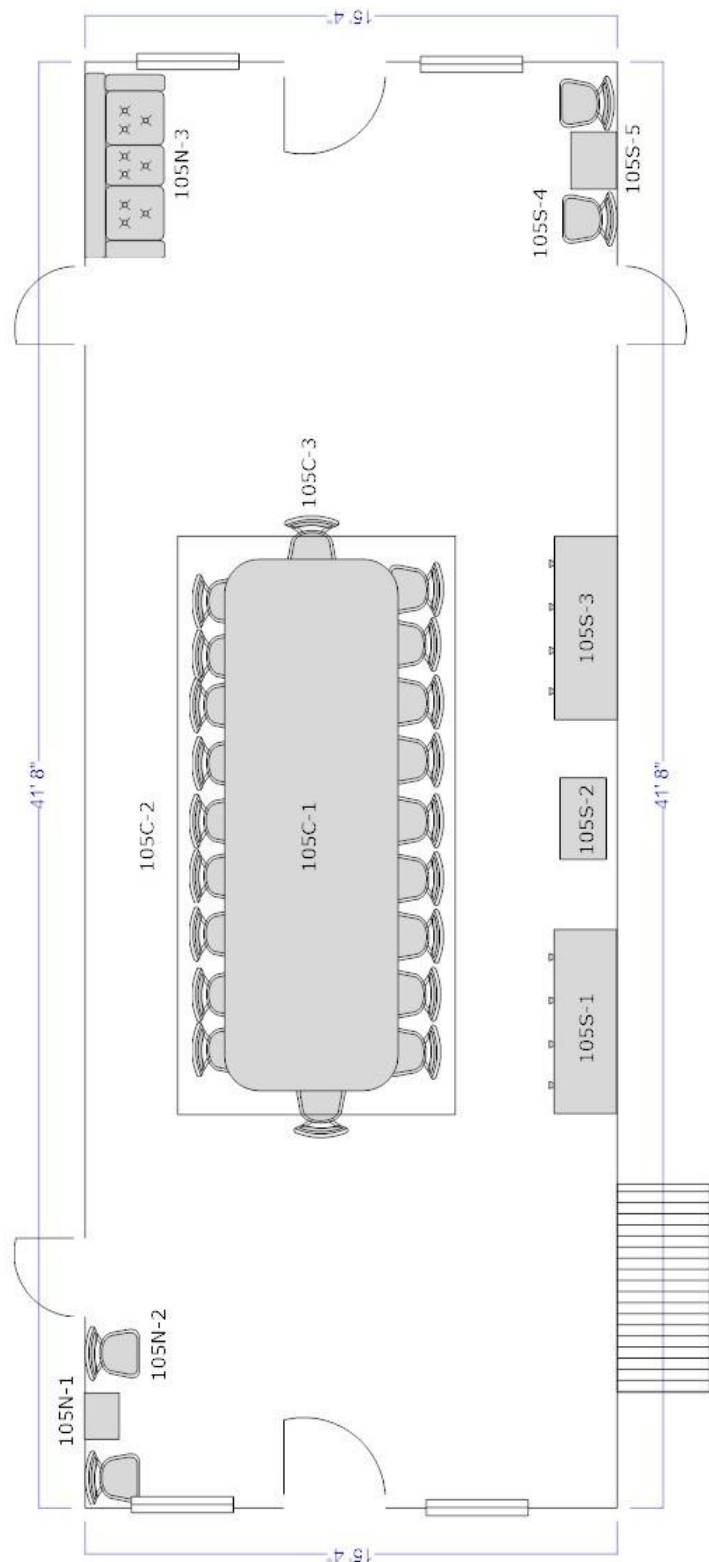
LOCATION	OBJECT	EVIDENCE	ACTION
TB-6	Knives, sterling	Beecher, <i>Domestic Economy</i> (Fig. 40); <i>Godey's Lady's Book</i> , 1859 (Fig. 42).	Acquire silverware in form of set used by MVB in the White House (Fig. 46).
TB-7	Porcelain trays with whole strawberries, serving forks	Fruit grown at Lindenwald, Uschold, <i>Cultural Landscape Report</i> , 31, 43-45.	Acquire trays and faux strawberries.
TB-8 In center of table	Large porcelain tray with molded bombe or charlotte; sterling knife	Period appropriate.	Acquire tray. See Figs. 9, 59 for examples of the appearance of the desserts from which to base faux versions.
TB-9	Porcelain salver with orange jellies arranged in pyramid; serving spoon	STVB to ASVB, 1837 in West, Irish <i>Immigrant Workers</i> , 7.	Acquire salver. Acquire faux orange jellies arranged and decorated as illustrated in Fig. 59.
TB-10	Porcelain tray with clusters of currants	Sarah Maury account, July 1846 in Kohan, <i>Historic Furnishings Report</i> , 19.	Acquire tray. Acquire faux currants
TB-11	Porcelain tray with Parisian (pistachio) nougats (2" x ¾" pieces)	Francatelli, <i>The Modern Cook</i> (1846).	Acquire tray. Acquire faux nougats based on recipe in Francatelli, <i>The Modern Cook</i> (1846); see Fig. 60.
TB-12	Porcelain salver with meringues arranged in pyramid	Francatelli, <i>The Modern Cook</i> (1846).	Acquire salver. Acquire faux meringues based on recipe in Francatelli, <i>The Modern Cook</i> (1846); see Fig. 61.

LOCATION	OBJECT	EVIDENCE	ACTION
TB-13	Porcelain serving dishes with nuts	Fig. 43.	Acquire serving dishes. Fill with faux nuts, one with walnuts, two with hazelnuts, one with almonds.
TB-14	Nutcrackers, cast brass	Period practice.	Acquire period pieces or reproductions (see Fig. 54).
On sideboard A			
TB-15	Candelabrum	In collection; period appropriate.	Use MAVA 673.
TB-16	French coffee maker	Original to site; in collection.	Use MAVA 728 from Room 109.
TB-17	Coffee cups and saucers, painted porcelain	MAVA 728; Van Rensselaer estate inventory, 1852; Beecher, <i>Domestic Economy</i> , 353-354.	Acquire period pieces or reproductions based on Fig. 53.
TB-18	Coffee pot, teapot, sugar, creamer, painted porcelain or sterling	MAVA 728; Van Rensselaer estate inventory, 1852; Beecher, <i>Domestic Economy</i> , 353-354.	Acquire period pieces or reproductions based on Fig. 53.
On sideboard B			
TB-19 Stacked in pairs	Fingerbowls, blown glass.	Kohan, <i>Historic Furnishings Report</i> , 157; MVB order for “6 doz green finger cups,” Ogle quote on MVB’s “foreign Fanny Kemble green finger cups” (Spillman, <i>White House Glassware</i> , 34-36, 44).	Obtain reproductions based on MAVA 1495, 1497.

LOCATION	OBJECT	EVIDENCE	ACTION
On sideboard B			
TB-20	Punch bowl, decorated porcelain, Anglo-Irish cut footed glass or footed sterling with sterling ladle	Kohan, <i>Historic Furnishings Report</i> , 42.	Acquire period appropriate pieces (see Fig. 51).
TB-21	Water pitcher, silver, repousse decoration	MVB water pitcher in White House collection (Fig. 52).	Acquire period piece similar in appearance.
TB-22	Candelabrum	In collection; period appropriate.	Use MAVA 674.
TB-23	Punch cups or lemonade glasses (6)	Kohan, <i>Historic Furnishings Report</i> , 19, 42.	Acquire period pieces or reproductions.

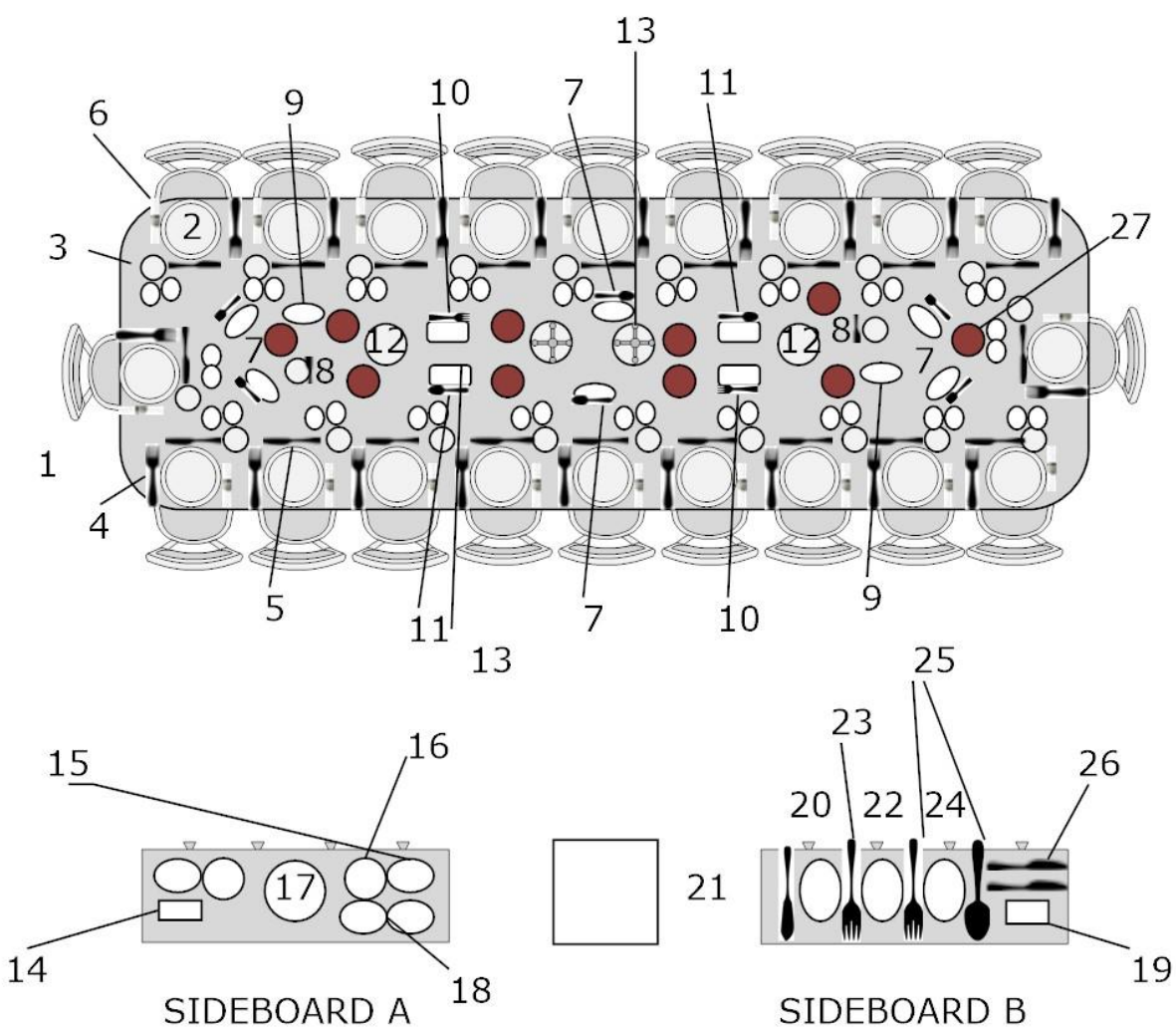
FLOOR PLAN, ROOM 105

Not to scale



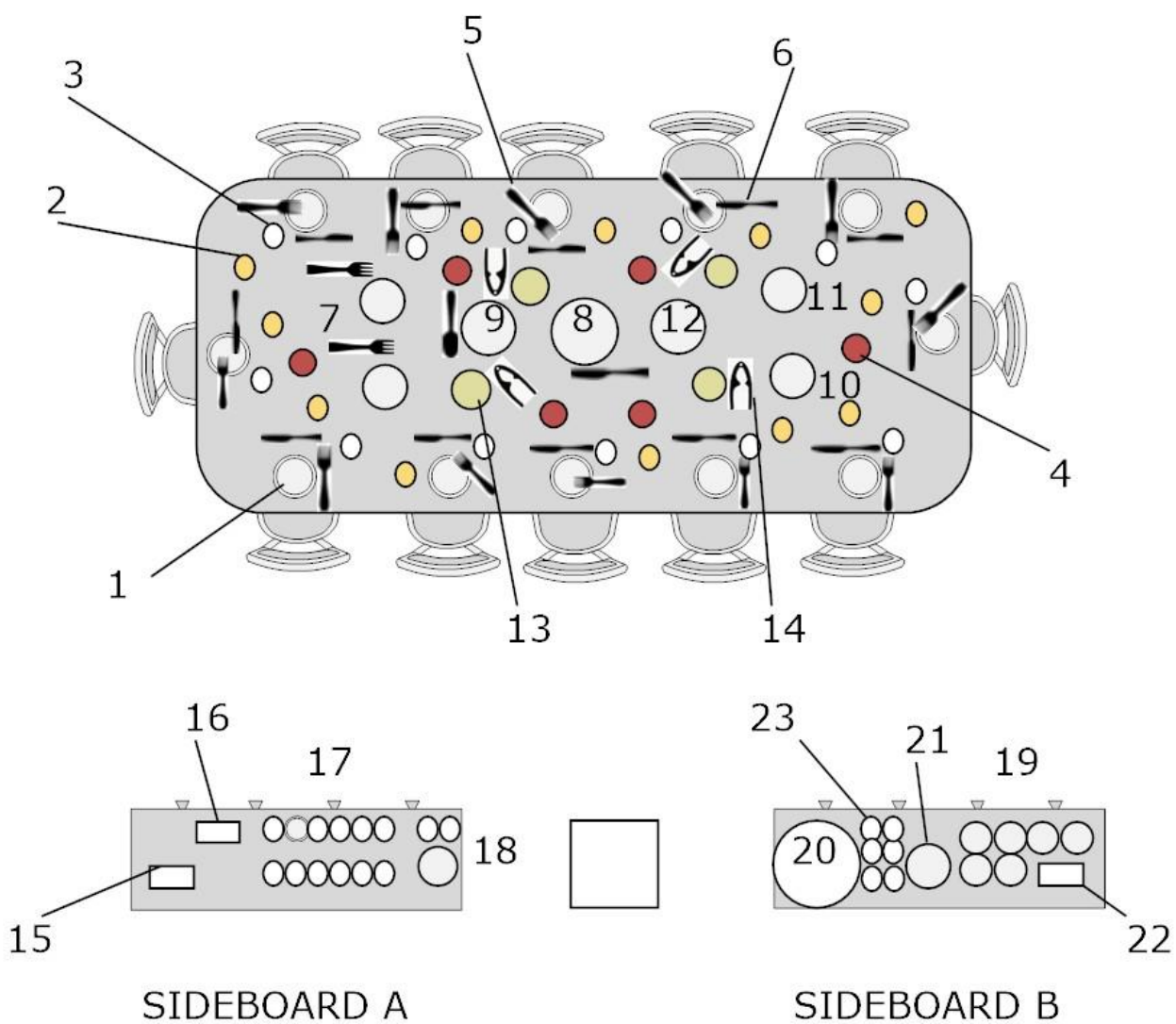
TABLESCAPE A, ROOM 105

Not to scale



TABLESCAPE B, ROOM 105

Not to scale



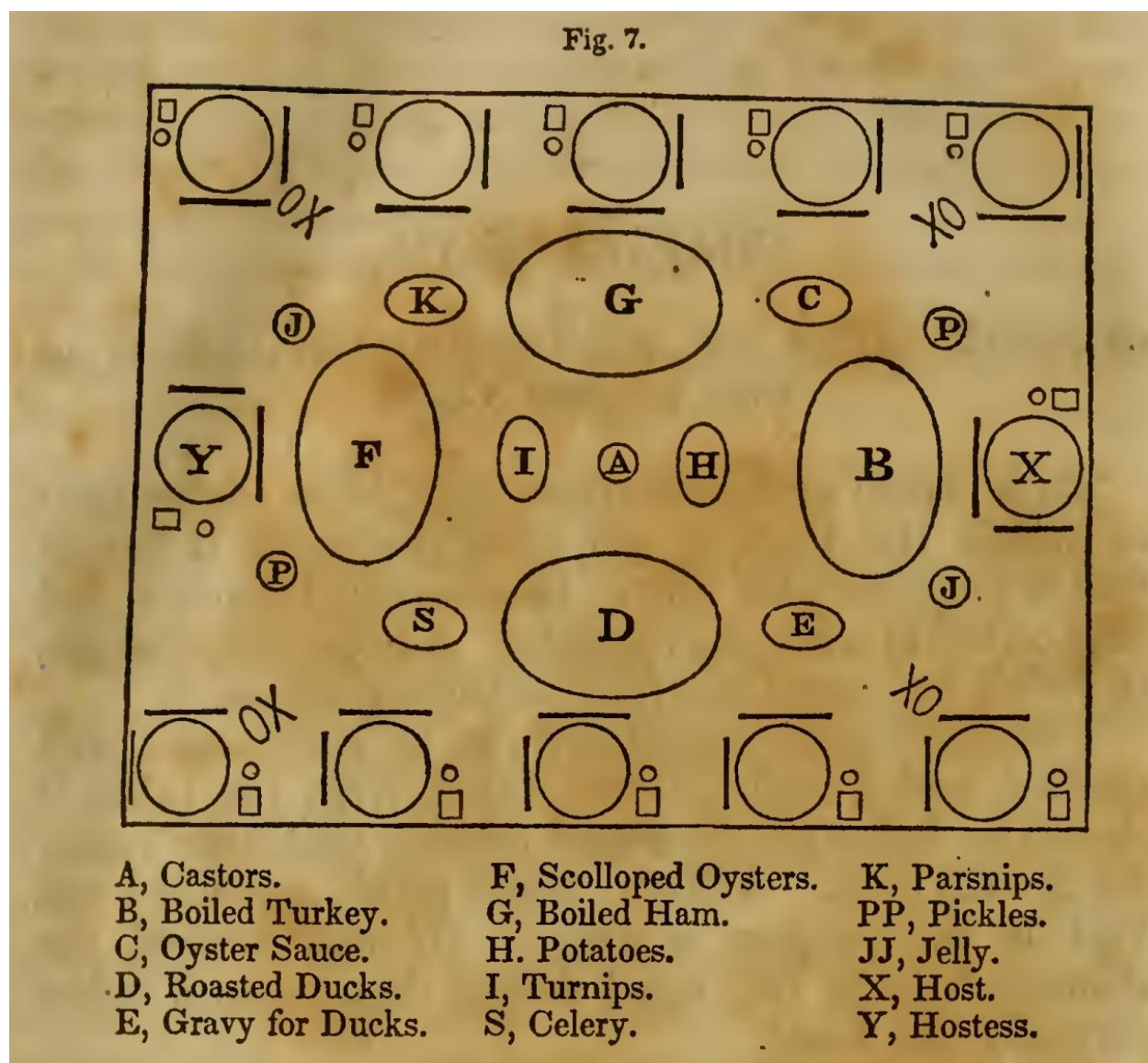


Fig. 40. Table setting from Catherine E. Beecher, *Treatise on Domestic Economy* (New York, NY: Harper & Brothers, 1841).

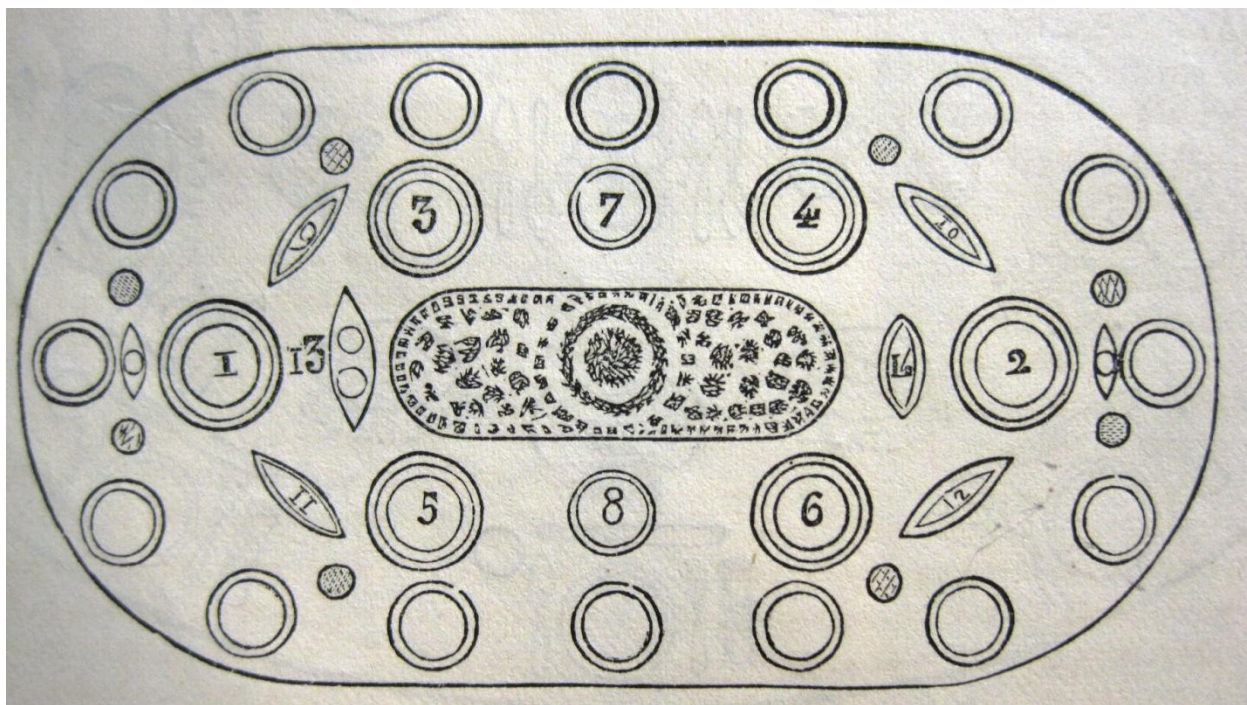


Fig. 41. French dinner table setting, *Godey's Lady's Book*, 1859. New Bedford Free Public Library Special Collections Department, New Bedford, MA. In the diagram, 1 and 2 indicate placement of the soup tureens, to be replaced later by the meat and fish course; 3-8 are the side dishes; 9-12 are for small, specialized dishes (kickshaws); 13, 14 are for sauces and castors.

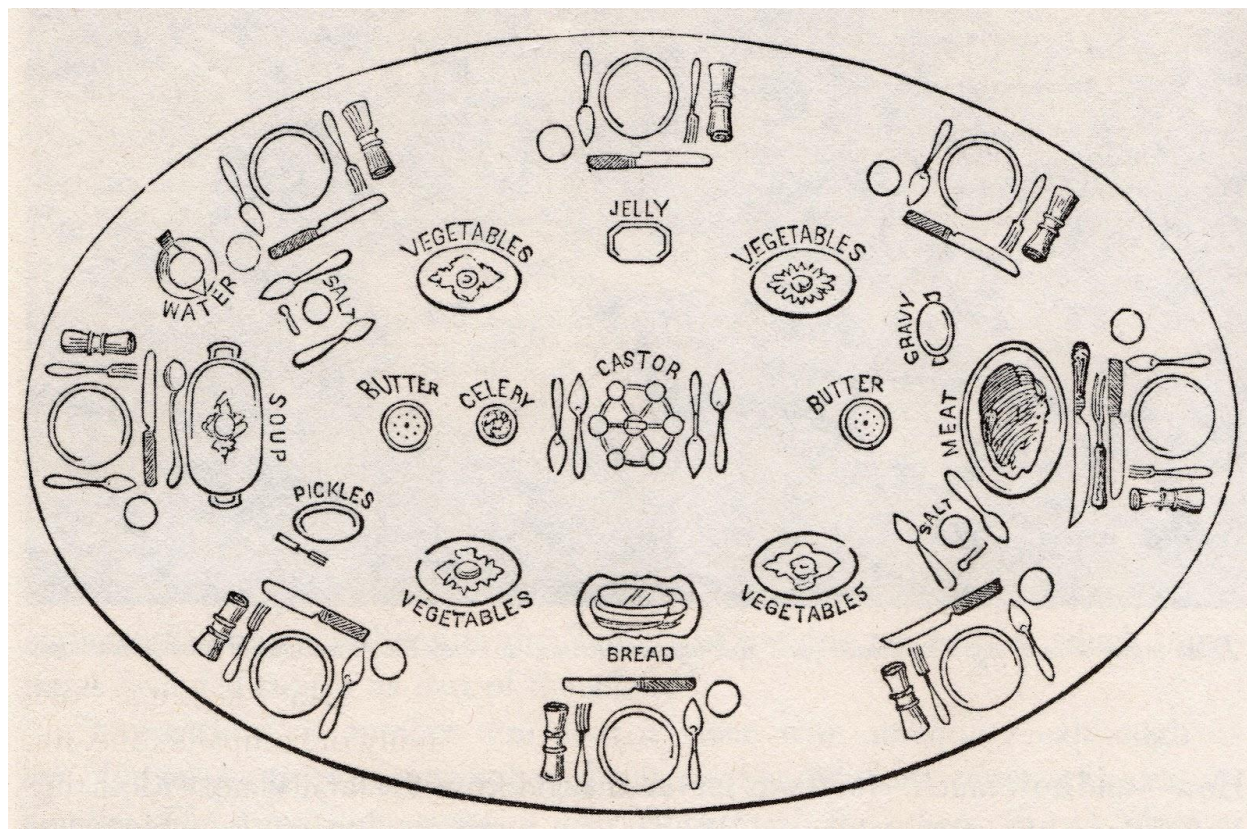


Fig. 42. American dinner table setting, *Godey's Lady's Book*, 1859. New Bedford Free Public Library Special Collections Department, New Bedford, MA.



Fig. 43. Detail from Henry Sargent, *The Dinner Party*, 1821, showing the dessert course. A molded dessert is featured in the center of the table, in addition to trays of fruit, nuts and possibly pastries. Museum of Fine Arts, Boston.



Fig. 44. Linen tablecloths, 1840-1850 (top, 2000.7.3), 1840-55 (bottom, 2000.7.51).
Marguerite Porter Davison Collection of Pennsylvania Textiles, 1750-1850, Winterthur Museum,
Garden and Library.




Fig. 45. Linen tablecloths, 1820-1850 (top, 2000.7.56), 1820-1840 (bottom, 2000.7.100).
Marguerite Porter Davison Collection of Pennsylvania Textiles, 1750-1850, Winterthur Museum,
Garden and Library.



Fig. 46. Top: Serving and flatware used by Martin Van Buren. White House Historical Association. Bottom: Example of flatware used by Andrew Jackson. The Hermitage, Nashville, TN.



Fig. 47. Examples of early 19th century Anglo-Irish cut glass. Top: Celery vases with diamond, miter and flute cuts, scalloped rims. Metropolitan Museum of Art. Bottom: Cut glass tableware owned by Stephen Van Rensselaer IV; made by Pellatt & Green, London, 1818. Metropolitan Museum of Art.



Fig. 48. Wine glasses and tumblers from Andrew Jackson's home. The Hermitage, Nashville, TN.



Fig. 49. Examples of glassware by John Davenport using his patented decorating process that emulated etching, 1810-20. Van Buren ordered at least 200 pieces of glassware from Davenport in 1839 and 1841. Top: Two views of 50.2.124. Bottom: Two views of 79.2.104. Corning Museum of Glass, Corning, NY.




Fig. 50. Left: Barrel-shaped flute cut glass decanter with modified cone-shaped stopper, similar to descriptions of decanters ordered by Martin Van Buren from James P. Drummond in 1837. This decanter belonged to Andrew Jackson. The Hermitage, Nashville, TN. Right: Cut glass decanter, ca. 1820-40, with cone stopper. Corning Museum of Glass, Corning, NY.



Fig. 51. Punch bowls in painted porcelain (1810-1830), France, and sterling (1826-1824), New York. Winterthur Museum, Garden and Library.



Fig. 52. Water pitcher made by C.G. Allen, New York, ca. 1858. Used by Martin Van Buren at Lindenwald. White House Historical Association.



Fig. 53. Decorated dinner and dessert service, Paris, ca. 1835. This set was formerly owned by Mahlon Dickerson who served as Secretary of the Navy during the administrations of Andrew Jackson and Martin Van Buren. The service is documented as having been used when President Van Buren was entertained at Dickerson's New Jersey home. Christie's, *Important American Furniture, Folk Art, English Pottery, Rugs & Prints*, 21 January 2011, New York.



Fig. 54. Top: Hand painted porcelain custard cup, 1820-30. Winterthur Museum, Garden and Library. Bottom: Nutcracker, brass, 1790-1820, English. Winterthur Museum, Garden and Library.



Fig. 55. Examples of early 19th century cellarettes. Top: New York, 1810-1820. Bottom: Attributed to Duncan Phyfe, 1800-1830. Metropolitan Museum of Art.

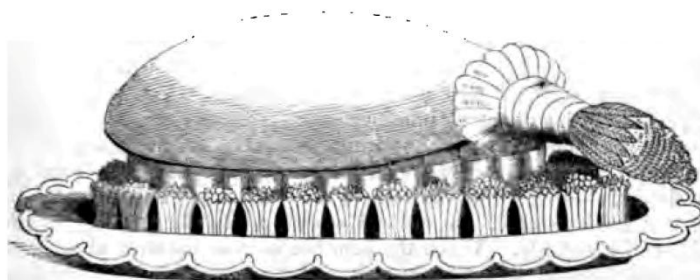
972. FRICASSEE OF CHICKENS, A LA CHEVALIERE.

WHEN the chickens have been drawn and singed, remove the legs and wings, and then with the point of a knife, slit the skin of the breast, spread it off the fillets and remove these with the pinion bone left on them; each fillet must be trimmed, then closely larded, and placed in a small sautapan upon thin layers of fat bacon; the minion fillets should also be trimmed, (the sinew being first extracted), then decorated or *contisés* with black truffle and placed in a sautapan with butter; the remainder of the chickens must be cut up and made into a fricassee in the ordinary way. When this is done, the four legs must be neatly trimmed and set aside in the larder, and the smaller pieces placed in a stewpan with a few button-mushrooms, cock's-combs and kernels, and truffles; then, reduce the same by boiling it to the consistency of *allemande* sauce, incorporate these with a leason of four yolks of eggs, a little grated nutmeg, minionette pepper, a small piece of glaze and the juice of half a lemon; when this has become set in the sauce by stirring it over the fire for two minutes, pass two-thirds of it through a tainmy on to the fricassee, and reserve the remainder for the purpose of masking the legs with it. These must be afterwards breadcrumbed and fried of a light colour. The larded fillets should be moistened with a little half-glaze, and put in the oven, or on a slow stove with fire on the lid, to braize or simmer for about twenty minutes; they are then to be glazed. In dishing up this *entrée*, first place all the small members of the chicken in the bottom of the dish in neat and square order; the legs are next to be added, and then the larded fillets must be placed between these with the taper end pointing upwards; the four minion fillets (turned round in the form of rings) should be placed so as to rest upon the upper part of each of the legs, and the whole surmounted with a large truffle, and a border of large crayfish, and white double cock's-combs should be placed round the *entrée*, add the remainder of the sauce, and serve.



Fig. 56. Recipe from Charles Elme Francatelli, *The Modern Cook, a Practical Guide to the Culinary Art in All Its Branches* (London: Richard Bentley, New Burlington St., 1846), 283.

650. BRAIZED HAM, A LA PARISIENNE.



TRIM, soak, and boil a ham, either Westphalia or home-cured, as the case may be; when it has boiled in water about an hour, take it up and put it into cold water, and after having scraped the rind clean, place it in an oval braizing-pan, with two carrots, as many onions, a head of celery, and garnished faggot of parsley, six cloves, and two blades of mace; moisten with a glass of brandy and half a bottle of sherry, and sufficient broth to cover the surface of the ham; put the lid on, and as soon as it has boiled, set the pan on a slow fire, to continue gently braizing for about five hours and a half. When the ham is done, take it up and trim it, leaving, as usual, enough of the rind adhering to the knuckle part, and on this cut out (with the point of a sharp knife) an ornament resembling leaves, or scollops, spread out in a fan-like form;

REMOVES OF VENISON.

185

glaze the ham, and put it on its dish, raised on an oval *croustade*, two inches and a half high, formed to the shape of the ham, cut round in flutes, and fried of a light colour; round the base, place a dozen or fifteen small fluted *croustades* of fried bread, filled with green-peas, asparagus-heads, carrots and turnips, scooped out in the form of very small olives, and nicely glazed. Glaze the ham, put the paper ruffle on the bone, and serve.

Send some bright *Espagnole* sauce, mixed with some of the essence of ham, previous to reduction of the sauce, in a sauce-boat, to be served with the ham from the sideboard, when it is carved.

Note.—Grenada, Bayonne, and foreign hams in general, are prepared for the table, according to the directions given for dressing Westphalia hams.

Fig. 57. Recipe from Charles Elme Francatelli, *The Modern Cook, a Practical Guide to the Culinary Art in All Its Branches* (London: Richard Bentley, New Burlington St., 1846), 184-185.

1223. DARNE, OR SLICE OF SALMON, A LA MONTPELLIER.



PROCURE a prime cut (four inches thick) from an unsplit salmon of good size; slip the blade of a sharp knife under the skin, and detach this without removing it; fill out the vent with a piece of carrot covered with fat bacon; wrap the slice of salmon in layers of fat bacon, and tie them on with string. Place the fish on its drainer in a stewpan, moisten with some *mirepoix* (No. 236.), and set it to boil

very gently over a moderate fire for about three quarters of an hour; then remove it, and allow the fish to remain in its own liquor until it is nearly cold; drain it upon an earthen dish, and set it aside to become firm. The *darné* must then be freed from its skin, &c., trimmed, and lightly masked over with glaze mixed with some lobster-coral. Cut out a round or oval piece of crumb of bread, about the size of the salmon, and an inch thick, and fry it of a light colour; spread this all over with some Montpellier butter (No. 183), smooth the surface with a knife dipped in warm water, and put it on the bottom of the dish intended to receive the salmon. Next, place the *darné* of salmon upon this, and spread the upper part with rather a thin coating of the Montpellier butter which, after being smoothed over, must be decorated with a bold wreath of roses or laurels, composed of black truffles. Ornament the *entrée* with aspic jelly, by placing fancy-shaped *croutons* of this round the base.

1224. TROUT, A LA VERTPRE.



BOIL three small trout in some *mirepoix* (No. 236), and when cold, remove the skins; spread them over completely with a thin coating of Montpellier butter (No. 183), and mark out the mouth, gills, and the eyes, with some narrow strips of black truffles; then, cut some of these into thin slices, and afterwards stamp them out with a circular tin cutter, in the form of half-moons, and proceed so to arrange them upon the trout, as to imitate fish scales. Prepare a foundation of fried bread, covered with Montpellier butter, as directed

in the preceding case; place it on the dish, arrange the trout upon it in a row, and ornament them with a rich border of aspic *croutons*.

Fig. 58. Recipe from Charles Elme Francatelli, *The Modern Cook, a Practical Guide to the Culinary Art in All Its Branches* (London: Richard Bentley, New Burlington St., 1846), 368.

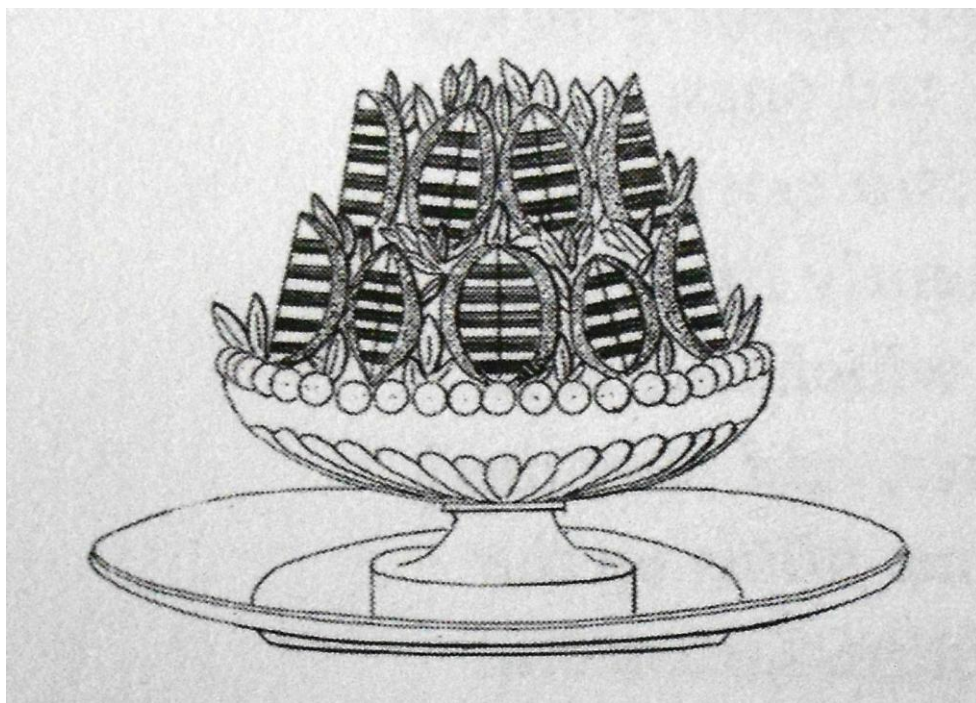


Fig. 59. Top: Molded Alexandretta cream bombe surrounded by molded garnishing ices. HistoricFood.com. Bottom: Nineteenth century illustration of orange jellies arranged in quarters in Ivan Day, *Cooking in Europe 1650-1850* (Westport, CT: Greenwood Press, 2009), 144.

1286. PARISIAN NOUGATS.

INGREDIENTS required:—Eight ounces of pistachio-kernels, four ounces of sugar, and one stick of vanilla.

Scald the pistachios, remove the skins, absorb all the moisture by gently rubbing them in a napkin, then split each kernel into halves, and put them to dry on a baking-sheet in the skreen. Pound the vanilla with one ounce of sugar, sift it, and then put this and the four ounces of pounded sugar into a small sugar-boiler, together with a tea-spoonful of the prepared extract of cochineal: stir these over the stove-fire with a wooden spoon until the sugar is entirely melted, and as soon as it begins to purl on the surface, immediately add the pistachios, and gently mix the whole together, taking care not to bruise the pistachios. The *nougat* must now be spread out in the form of a square on a baking-sheet or marble slab (previously oiled), to the thickness of about the

* Granite-sugar is generally prepared by breaking up some loaf sugar of the finest quality into very small pieces with the end of a rolling-pin; after sifting away all the fine sugar, the pieces are then passed through a colander with large holes. All that passes through this may be used for the above purpose. But when the granite is required finer, it must be riddled through a wire-sieve.

GENOESE CAKES.

403

eighth part of an inch; some roughly-broken granite sugar should be strewed over the surface, and before it becomes cold, the square must be divided into two bands, and then again each of these cut into about a dozen small oblong *nougats*. When about to send to table, pile them up in close circular rows on a napkin, and serve.

1287. SMALL NOUGATS, A LA CHANTILLY.

INGREDIENTS required:—Three-quarters of a pound of ripe filberts, and six ounces of pounded sugar.

Scald the nuts, remove the skin, then split each kernel in four—lengthwise, and put them to dry on a baking-sheet in the oven; meanwhile, stir the sugar in the boiler over the fire in the usual manner, and as soon as it is ready, mix in the above; have half a dozen small *dariole*-moulds ready, oiled inside, put some of the *nougat* into each of the moulds, and use a small stick made of hard wood (about half an inch in diameter) to work the *nougat* up the sides, or into the flutes of the moulds; pare away all that may rise above the edge of the moulds, and then turn them out on to a baking-sheet. About eighteen will suffice for a dish. Several persons should assist in moulding these *nougats*, in order to ensure their all being of one colour; otherwise, from being frequently obliged to warm the *nougat*, it is liable to become dark.

When about to send these *nougats* to table, each should be filled with some whipped cream flavoured with vanilla or maraschino, and a few strawberries (when in season) placed on the top; dish them up neatly in a pyramidal form on a napkin.

Fig. 60. Recipe from Charles Elme Francatelli, *The Modern Cook, a Practical Guide to the Culinary Art in All Its Branches* (London: Richard Bentley, New Burlington St., 1846), 402-403.

MERINGUES.

407

1298. MERINGUES.

INGREDIENTS required:—One pound of sifted sugar, and twelve whites of egg.

Whisk the whites in an egg-bowl, until they present the appearance of a perfectly white, smooth, substantial froth, resembling snow; then substitute a spoon for the whisk, and proceed to mix in the whole of the sugar lightly; carefully avoid working the batter too much, for fear of rendering it soft, as in that case, it becomes difficult to mould the *meringues*: they can never be so gracefully shaped as when it is kept firm. Next, cut some stiff foolscap paper into bands about two inches wide; then take a tablespoon, and gather it nearly full of the batter, by working it up at the side of the bowl in the form of an egg, and drop this slopingly upon one of the bands of paper, at the same time drawing the edge of the spoon sharply round the outer base of the *meringue*, so as to give to it a smooth and rounded appearance, in order that it may exactly resemble an egg. Proceed in this manner until the band is full, keeping the *meringues* about two inches and a half apart from each other on the paper; as each band is filled, place them close beside each other on the slab or table, and when all the batter is used up, shake some rather coarse sifted sugar all over them, and allow it to remain for about three minutes; then take hold of one of the bands at each end, shake off the loose sugar, and place the band of *meringues* on the board:* and so on with the other bands, which when placed carefully on the boards closely side by side, must be put in the oven (at very moderate heat) and baked of a light fawn colour. When done, each piece of *meringue* must be carefully removed from off the paper, the white part of the inside scooped out with a dessert spoon, and then nicely smoothed over; after this, they must be placed in neat order on a baking-sheet, and put back again in the oven to dry, taking particular care that they do not acquire any more colour.

When about to send the *meringues* to table, whip some double cream, season it with a little pounded sugar, and either a glass of any kind of liqueur, a few drops of orange-flower water, or some pounded vanilla; garnish each piece with a spoonful of this cream, join two together, dish them up in a pyramidal form on a napkin, and serve.

Note.—*Meringues* may be made of all sizes, and may also be shaped in the form of small bunches of grapes: for this purpose it is necessary to use a “*cornet*” of paper to mould the berries. In order to vary their appearance, previously to shaking the sugar over them, some finely shred pistachios or almonds, rough granite sugar, and small currants, may be strewn over them. They may also be garnished with preserve, or any kind of iced-creams.

* These boards must be made of seasoned wood, and should be about an inch thick; their size must of course depend upon the dimensions of the oven, allowing sufficient room for them to turn round in it.

Fig. 61. Recipe from Charles Elme Francatelli, *The Modern Cook, a Practical Guide to the Culinary Art in All Its Branches* (London: Richard Bentley, New Burlington St., 1846), 407.



Fig. 62. Examples of mid-18th century Dutch case clocks. William Word Fine Antiques, Atlanta, GA (left), Hannam's Auctioneers, UK (center), www.mentinkenroest.com (right).

ROOM 106—FORMAL PARLOR

The Paris-based periodical *Le Garde-meuble* exerted great influence in the spread of French design through the rest of Europe, Great Britain and America. Its illustrated plates included floorplans for the appropriate arrangement of furniture within specific types of rooms. A mid-nineteenth century illustration of the layout for a parlor (Fig. 63) is used here as a template for the appropriate functional positioning of furniture in Room 106.

Pier tables were generally placed in front of pier mirrors during this period, on which lamps were placed to help reflect more light into the room in the evening when formal parlors were routinely used (Fig. 32). The fact that the pier mirrors in both Room 104 and Room 106 are unfinished at the bottom indicates that pier tables were to be used to hide the absent frame moldings.

The original Gothic Revival parlor suite that survives in the collection and is now dispersed among three rooms will be reunited in Room 106. Van Buren served liquors and brandies to guests after dinner in the Formal Parlor, so appropriate glasses will be introduced into the room.²¹

The vignette comes from an account by Richard B. Gooch of an 1842 gathering at Lindenwald in which Van Buren told his dinner guests of his recent trip to the southern United States, tracing his route on a map in the Formal Parlor.²² This trip marked Van Buren's first attempts to test the political waters following his failed presidential re-election bid two years earlier.

In another account, "[o]n the eve of the anniversary of the Battle of Waterloo" Van Buren placed a piece of bunting with the stars and stripes and black crepe on opposite corners of the portrait of Andrew Jackson hung in the Formal Parlor.²³ This detail could be recreated every June 18 and tied to Jackson's defeat of the British at New Orleans in January 1812.

LOCATION	OBJECT	EVIDENCE	ACTION
Walls	Wallpaper	Fragments found in-situ	Retain reproduction.

²¹ Niven, *Romantic Age*, 496.

²² Niven, *Romantic Age*, 496; Kohan, *Historic Furnishings Report*, 14.

²³ Photocopied page from Lynch, p. 499, "Historic Furnishings Research" binder, Martin Van Buren National Historic Site.

LOCATION	OBJECT	EVIDENCE	ACTION
Windows	Draperies, valances	Larson report recommendations, 5-6.	Change or modify current pelmet valances; incorporate reproduction of brass cornices found in collection into drapery treatment (see Fig. 65).
Floor	Carpeting	Fragment found in Lindenwald; period appropriate.	Retain reproduction.
106N-1	Lithograph of John Adams, Nicholas Eustache Maurin after Gilbert Stuart, published by Pendleton Lithography Company, 1828	"Mr. Van Buren at Home," <i>New York Evening Post</i> , 29 Nov. 1844: "the likenesses of other presidents decorate the walls, both in the parlor and the library."	Acquire period engraving or reproduction (Fig. 70). Place in either French or reverse painted glass mat and period appropriate frame (see Appendix).
106N-2	Engraving of John Quincy Adams, Thomas Gimbrede after Gilbert Stuart, 1826	"Mr. Van Buren at Home," <i>New York Evening Post</i> , 29 Nov. 1844: "the likenesses of other presidents decorate the walls, both in the parlor and the library."	Acquire period engraving or reproduction (Fig. 69). Place in either French or reverse painted glass mat and period appropriate frame (see Appendix).

LOCATION	OBJECT	EVIDENCE	ACTION
106N-3	Engraving of James Monroe, Goodman & Piggott after Charles Bird King, published by William Henry Morgan, 1826 OR Gimbrede engraving after Vanderlyn portrait, 1817, owned by Jefferson & possibly seen by MVB	"Mr. Van Buren at Home," <i>New York Evening Post</i> , 29 Nov. 1844: "the likenesses of other presidents decorate the walls, both in the parlor and the library."	Acquire period engraving or reproduction (Fig. 68). Place in either French or reverse painted glass mat and period appropriate frame (see Appendix).
106N-4	Gothic Revival settee (MAVA 2)	Original to site.	Retain MAVA 2.
106N-5	Gothic Revival side chairs, pair	Original to site.	Use MAVA 54. Place in front of settee.
106N-6	Engraving of George Washington, T. Cheesman after John Trumbull, published by A.C. de Poggi, 1796	"Mr. Van Buren at Home," <i>New York Evening Post</i> , 29 Nov. 1844: "the likenesses of other presidents decorate the walls, both in the parlor and the library."	Acquire period engraving or reproduction (Fig. 66). Place in either French or reverse painted glass mat and period appropriate frame (see Appendix).
106N-7	Engraving of George Washington	"Mr. Van Buren at Home," <i>New York Evening Post</i> , 29 Nov. 1844: "the likenesses of other presidents decorate the walls, both in the parlor and the library."	Acquire period engraving pre-dating 1850. Place in either French or reverse painted glass mat and period appropriate frame (see Appendix).

LOCATION	OBJECT	EVIDENCE	ACTION
106N-8	Engraving of James Madison, David Edwin, published by William Henry Morgan	"Mr. Van Buren at Home," <i>New York Evening Post</i> , 29 Nov. 1844: "the likenesses of other presidents decorate the walls, both in the parlor and the library."	Acquire period engraving or reproduction (Fig. 67). Place in either French or reverse painted glass mat and period appropriate frame (see Appendix).
106N-9	Gothic Revival sofa	In collection; original to site.	Retain MAVA 14.
106N-10 In front of MAVA 14	Gothic Revival armchairs	In collection; original to site.	Use MAVA 13 and 60 from Room 111.
106E-1	Pier mirror	In collection; original to site, found in-situ.	Retain MAVA 24
106E-2 In front of MAVA 24	Pier table	Unfinished bottom of pier mirror and period practice indicate a pier table was originally used.	Use MAVA 26 (folded Gothic Revival card table) as substitute for pier table.
106E-3 On MAVA 24	Astral or argand lamp	In collection; period appropriate.	Use MAVA 26255.
106E-4	Piano	In collection; period appropriate; period practice (Fig. 28).	Use MAVA 75, spinet, John Tallman, New York, 1825-30, from Room 104.
106E-5 On MAVA 75	Sheet music, Carusi's "President Van Buren's Grand March"	In collection; period appropriate.	Use reproduction of MAVA 25925.

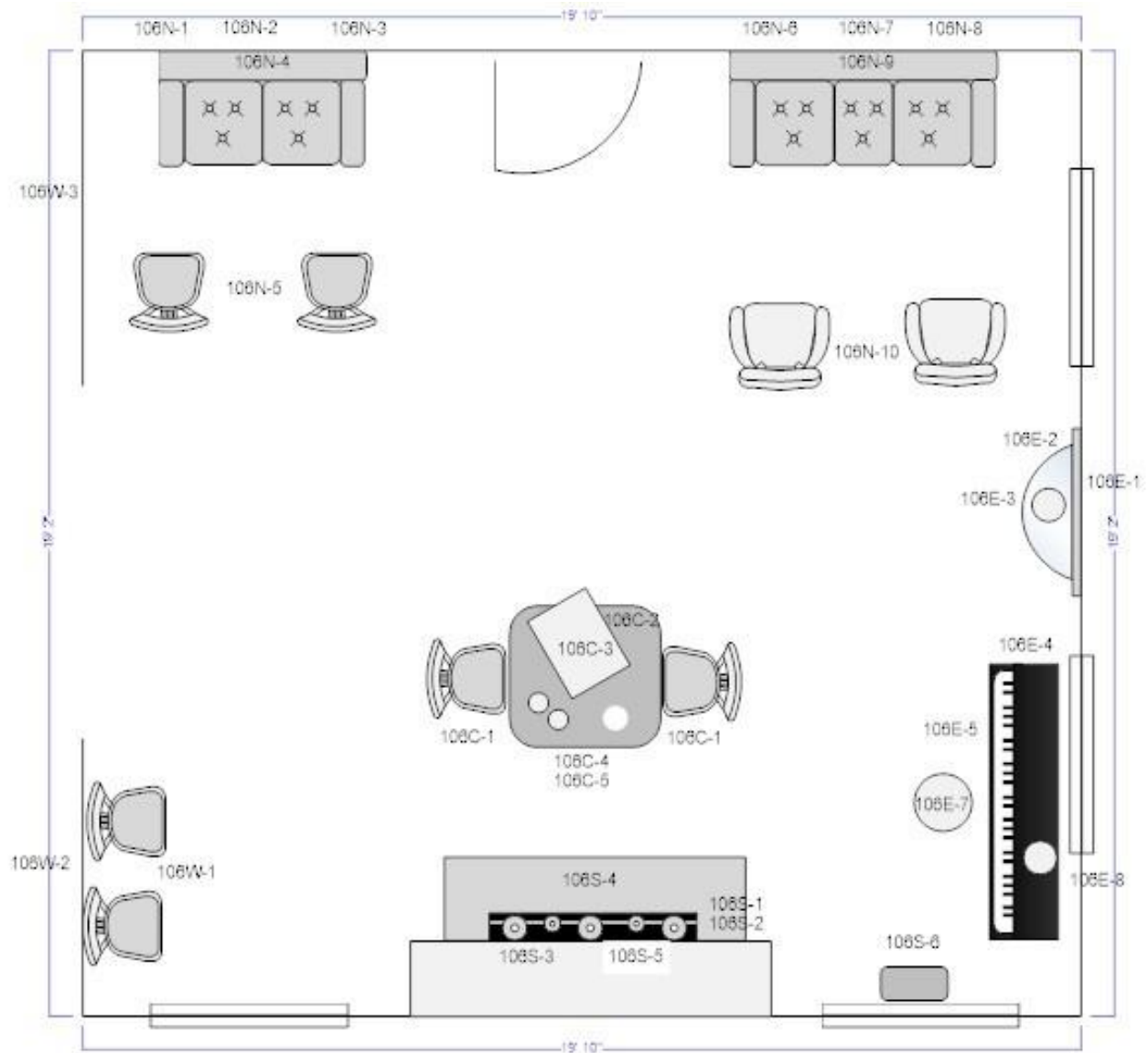
LOCATION	OBJECT	EVIDENCE	ACTION
106E-6 On MAVA 75	Oil lamp	Period appropriate.	Acquire period piece or reproduction.
106E-7	Piano stool, upholstered	Period appropriate.	Acquire period piece or reproduction.
106S-1	Argand or astral oil lamps, pair	In collection; period appropriate.	Retain MAVA 105, 106.
106S-2	Vase	In collection; period appropriate.	Retain MAVA 1173.
106S-3 Over fireplace	Portrait of Martin Van Buren by Henry Inman	In collection; period appropriate.	Use MAVA 25492 from Room 206.
106S-4	Fireboard	Original to site	Reproduce MAVA 84.
106S-5	Staffordshire dog figurines, pair	Evidence MVB owned Staffordshire figures from donor provenance for MAVA 14145.	Acquire period pieces or reproductions.
106S-6	Music stand, Gothic Revival style	Period appropriate.	Acquire period piece or reproduction.
106C-1	Gothic Revival side chairs, pair	In collection; original to site.	Use MAVA 55.
106C-2	Gothic Revival center table	In collection; original to site.	Retain MAVA 26.

LOCATION	OBJECT	EVIDENCE	ACTION
106C-3	Map of the United States, 1840-1842	Kohan, <i>Historic Furnishings Report</i> , 14.	Reproduce from one of the period maps shown in Figs. 71, 72, which are in public collections and available for reproduction. Reproduce on rag paper and line with linen. Trace the route of Van Buren's 1842 trip south on the reproduction with ink that replicates the look of iron-gall ink.
106C-4	Glass decanter, barrel shaped with flute cut body and conical stopper	MVB order for "6 qt. barrel shaped all fluted decanters, cone stoppers" and "12 pt. barrel shaped all fluted decanters, cone stoppers" (Spillman, <i>White House Glassware</i> , 34-36, 44).	Acquire. See Figs. 47, 50 for example of form.
106C-5	Wine glasses, cut glass, fluted stems	MVB glass orders "6 doz claret wine glasses, cut pillar stems," "2 doz. champagne glasses" (Spillman, <i>White House Glassware</i> , 34-36, 44).	Acquire period appropriate pieces or reproductions.

LOCATION	OBJECT	EVIDENCE	ACTION
106W-1	Gothic Revival side chairs, pair	In collection; original to site.	Use MAVA 58 from Room 205.
106W-2	Portrait of Thomas Jefferson, James Dick copy of 1805 Peale portrait OR Sully portrait (1821). These could have been seen by MVB during his visit to Monticello in 1824.	Kohan, <i>Historic Furnishings Report</i> , 43, 169.	Acquire reproduction of Jefferson portrait printed on canvas (see Figs. 73, 74). Acquire appropriate period or reproduction frame (see Appendix). Hang from molding using decorative cording in red or green. Use the same selected color within the room.
106W-3	Portrait of Andrew Jackson by Ralph Earl, small piece of fabric bunting with stars and stripes on one top corner; small piece of black crepe in opposite corner.	"Mr. Van Buren at Home," New York Evening Post, 29 Nov. 1844; Lynch, p. 499, "Historic Furnishings Research" binder, MAVA; Kohan, <i>Historic Furnishings Report</i> , 43, 48, 169, 170.	Acquire better quality reproduction, printed on canvas. Acquire appropriate period or reproduction frame (see Appendix). Hang from molding using decorative cording in red or green. Use the same selected color within the room.

FLOOR PLAN, ROOM 106

Not to scale



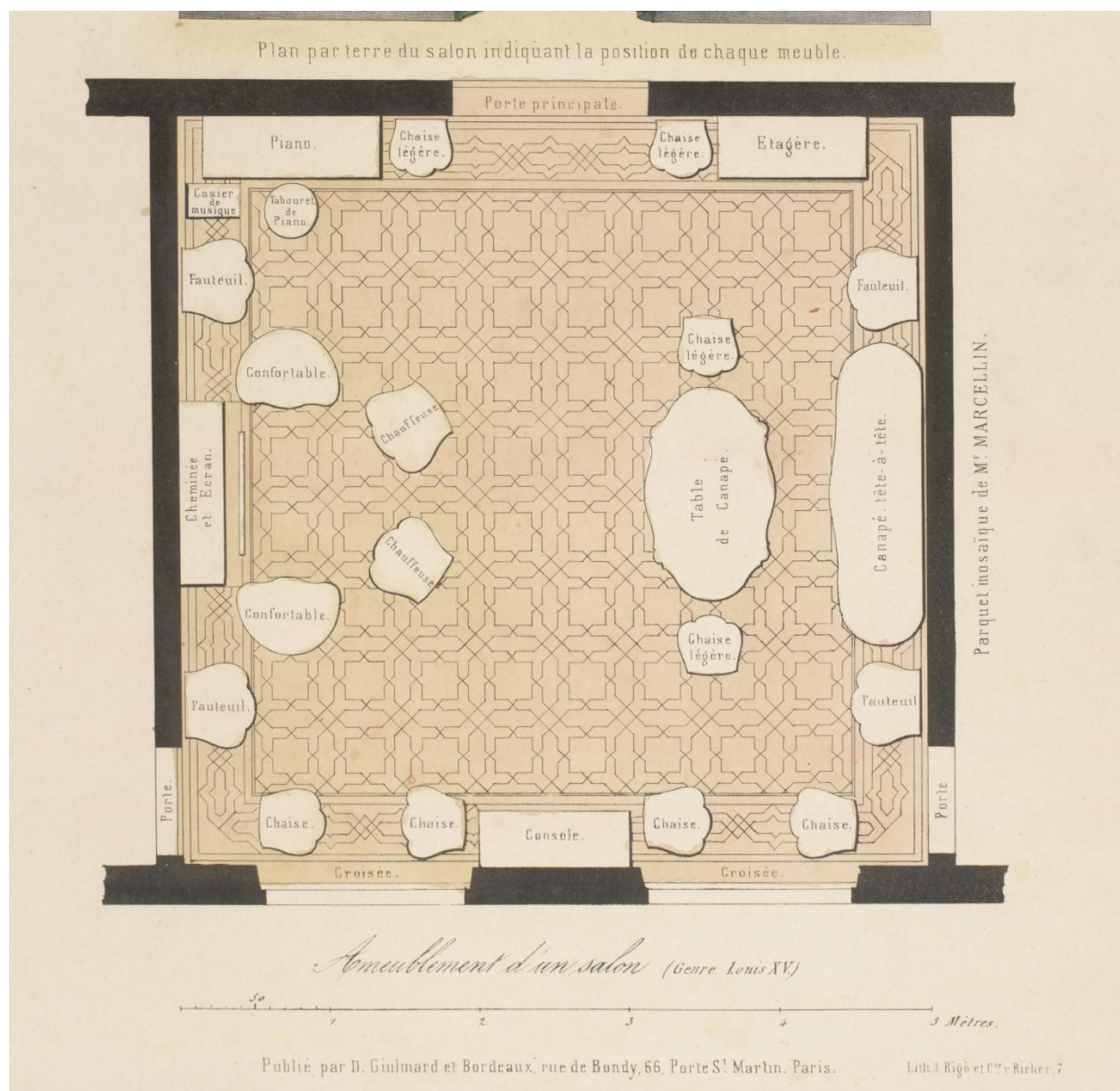


Fig. 63. Parlor furniture arrangement from the French periodical *Le Garde-meuble, ancien et moderne*, livraison 33 no. 88 (Paris: Désiré Guilmard, 1844). The Cooper-Hewitt, Smithsonian Institution Libraries.



Fig. 64. Henry Sargent, *The Tea Party*, ca. 1821. Museum of Fine Arts, Boston.



Fig. 65. Attributed to Louis Ransom, *The Carroll Children of Salisbury Center, New York*, ca. 1860. Fruitlands, Harvard, MA. Note the pier table at left and brass cornice window treatment at right. .




Fig. 66. After John Trumbull, *General Washington*, engraved by J. Cheesman, published Antonio C. de Poggi, London, 1796 (25 1/2 x 17 5/8). Philadelphia Print Shop.



Fig. 67. David Edwin, *James Madison*, engraving published by William Henry Morgan. Philadelphia Print Shop.



Fig. 68. After Charles Bird King, *James Monroe*, engraved by Goodman & Piggott, published by William Henry Morgan, 1826. Philadelphia Print Shop.




Fig. 69. After Gilbert Stuart, *John Quincy Adams*, engraved by Thomas Gimbrede, 1826. Philadelphia Print Shop.




Fig. 70. After Gilbert Stuart, *John Adams*, lithograph by Nicholas Eustache Maurin, published by Pendleton Lithography Company, 1828. Philadelphia Print Shop.



Fig. 71. Map of the United States, ca. 1842. Leventhal Map Center, Boston Public Library.



Fig. 72. United States map, 1842. Library of Congress.




Fig. 73. James Dick after Rembrandt Peale, *Thomas Jefferson*, 1805.
<https://www.monticello.org/thomas-jefferson/jefferson-image-gallery/>.



Fig. 74. Thomas Sully, *Thomas Jefferson*, 1821. <https://www.monticello.org/thomas-jefferson/jefferson-image-gallery/>.

ROOM 109—BREAKFAST ROOM

Van Buren ate breakfast in the company of family members who in the 1840s consisted of sons Martin Jr. and Abraham, daughter-in-law Angelica, grandson Singleton; by 1850, Abraham, Angelica and their son were presumably replaced by youngest son Smith Thompson and his daughters. Visiting friends sometimes breakfasted with the ex-President, as well.

The vignette for Room 109 will focus on its function as an intimate dining area. Early to mid-19th century breakfasts generally consisted of cold meats (ham, beef, kidneys); breads, including brioches, scotch bread, wheat bread, corn bread; boiled eggs; muffins; tea and coffee.²⁴ The breakfast vignette outlined here is based on suggested menus in nineteenth century cookbooks.

LOCATION	OBJECT	EVIDENCE	ACTION
Walls	Wallpaper	Fragments found in-situ.	Retain reproduction.
Windows	Draperies, valances	Larson report recommendations, 7.	Retain reproduction temporarily. Consider a lighter window treatment in keeping with room's function when current reproduction needs to be replaced, using a treatment that would incorporate one of the mid-19 th century curtain rods in the collection.

²⁴ Charles Elmé Francatelli, *The Modern Cook, a Practical Guide to the Culinary Art in All Its Branches* (London: Richard Bentley), 1846; A Soyer, *The Gastronomic Regenerator* (London: Simpkin, Marshall, & Co., 1852), 306, 568, 679-680; "'Our Breakfast Table': Thomas Jefferson's Monticello" (www.monticello.org/site/jefferson/our-breakfast-table).

LOCATION	OBJECT	EVIDENCE	ACTION
Floor	Carpeting	Fragments found in on-site; photos.	Retain reproduction. Replace stained area near fireplace hearth if possible.
109N-1	Painting: Thomas H. Hinckley, <i>The Rabbit Hunters</i> (Metropolitan Museum of Art)	STVB purchase, Sale of Art Union Holdings, 1852, Kohan, <i>Historic Furnishings Report</i> , 171.	Acquire reproduction of watercolor version in collection of Metropolitan Museum of Art. Place in appropriate period or reproduction frame. Hang from molding using red or green decorative cording. Use the same selected color within the room.
109E-1	Sideboard	In collection; period appropriate.	Retain MAVA 42. Consider reproducing and replacing the piece's missing back rail based on comparative evidence.
109E-2 On MAVA 42	French coffee maker	In collection; original to site.	Use MAVA 728. Use here when Room 105 tablescape is not set for dessert course.

LOCATION	OBJECT	EVIDENCE	ACTION
109E-3 On MAVA 42	Faux ham on porcelain or Davenport Amoy tray, carving knife	Francatelli, <i>The Modern Cook</i> ; Soyer, <i>The Gastronomic Regenerator</i> ; accounts of food served at Lindenwald and Monticello.	Use MAVA 1055 or MAVA 1074. Use faux ham now in Room 006.
109E-4 On MAVA 42	Pitcher given to MVB by Benjamin Butler, made by Ball, Tompkins & Black, New York	Original to site; in collection.	Use MAVA 120.
109E-5 On MAVA 42	Engraved glass compote filled with faux brioche twists or faux muffins	In collection; period appropriate; recipes found in Francatelli, <i>The Modern Cook</i> and Soyer, <i>The Gastronomic Regenerator</i> (brioche); accounts of breakfasts at Monticello (muffins), www.monticello.org/thomas-jefferson/a-day-in-the-life-of-jefferson/our-breakfast-table/ .	Use MAVA 1171. .
109E-6 On MAVA 42	Creamware or Davenport Amoy tray with faux breaded sliced mutton kidneys (ox or mutton)	Recipes in Francatelli, <i>The Modern Cook</i> ; Soyer, <i>The Gastronomic Regenerator</i> .	Use MAVA 1086. Arrange faux kidneys in pyramidal pile on plate. Specialized faux food arrangements may be custom made through Harpers Ferry Center's Division of Historic Furnishings.

LOCATION	OBJECT	EVIDENCE	ACTION
109E-7 On MAVA 42	Knife box	Period appropriate.	Acquire period piece or reproduction.
109E-8 Above MAVA 42	Painting: Thomas Doughty, <i>View in Paris</i> (Museum of Fine Arts, Boston)	STVB purchase, Sale of Art Union Holdings, 1852 (Kohan, <i>Historic Furnishings Report</i> , 171).	Acquire better reproduction. Retain current frame. Hang from molding using red or green decorative cording. Use the same selected color within the room.
109S-1 On mantel	Vases (pair)	In collection; period appropriate	Use MAVA 1169 and 1170 from Room 104. Fill with faux flowers based on those grown at Lindenwald and arranged similarly to Figs. 29 and 31.
109S-2 On mantel	Vase	In collection; period appropriate.	Use MAVA 1172.
109S-3	Fireboard	Found in-situ.	Reproduce based on surviving elements of MAVA 87 (determine appropriate center scenic panel).

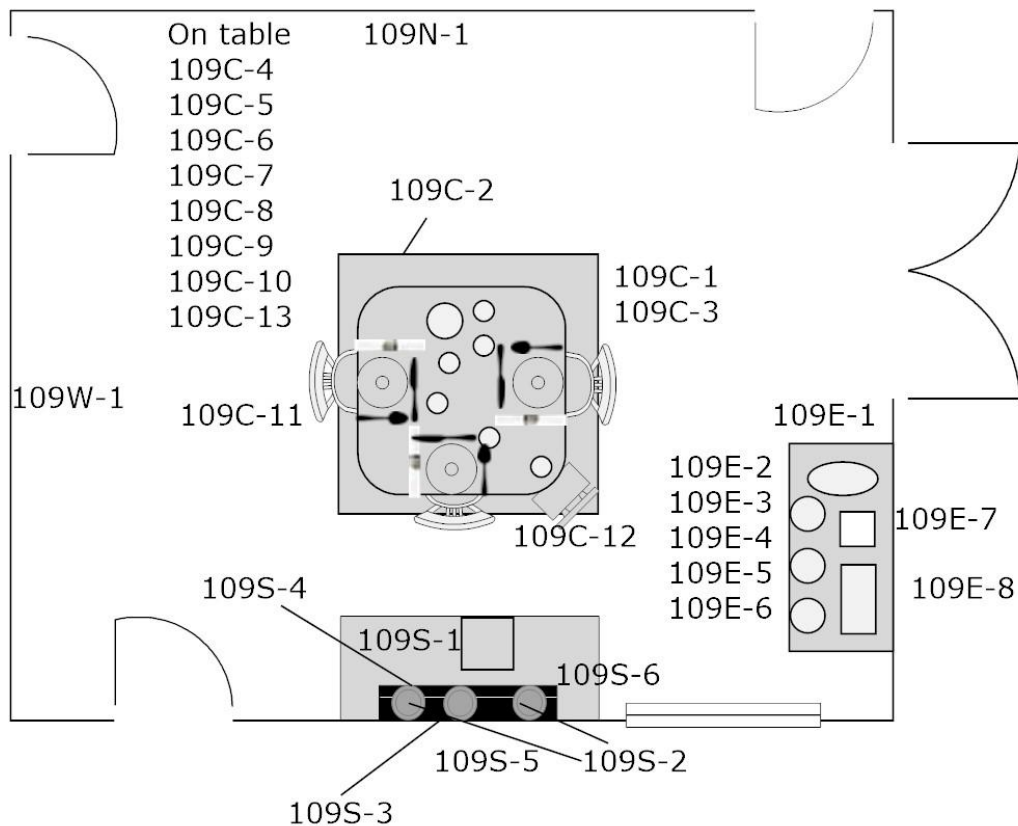
LOCATION	OBJECT	EVIDENCE	ACTION
109S-4	Painting: Worthington Whittredge, <i>Sunrise, View of the Drachenfels from Rolandseck</i> (1850), 26" x 36" (Private collection, sold by Sotheby's, March 2002)	STVB purchase, Sale of Art Union Holdings, 1852 (Kohan, <i>Historic Furnishings Report</i> , 171).	Acquire reproduction (see Fig. 75) and place in appropriate period or reproduction frame. Hang from molding using red or green decorative cording. Use the same color cording throughout the room.
109C-1	Table	In collection; period appropriate.	Retain MAVA 9554.
109C-2 Under MAVA 9554	Crumb cloth	Period practice.	Acquire reproduction.
109C-3 On MAVA 9554	Linen tablecloth and 3 napkins	Period appropriate.	Acquire reproductions.
109C-4 On MAVA 9554	Blue and white Davenport Amoy plates (3) or white porcelain plates.	In collection; archeology collection for use of Amoy ware; white porcelain pieces with gold banding are also period appropriate.	Use pieces from MAVA 1040, 1041, 1043-1051, 1056, 1957, 1059-1061.
109C-5 On MAVA 9554, on plates	Blue and white Davenport Amoy egg cups (3) or white porcelain egg cups with gold band	Archeology collection for use of Amoy ware; white porcelain pieces with gold banding are also period appropriate.	Acquire period Davenport pieces.

LOCATION	OBJECT	EVIDENCE	ACTION
109C-6 On MAVA 9554	Blue and white Davenport Amoy coffee cups and saucers (3) or white and gold porcelain cups and saucers	Archeology collection for use of Amoy ware; white porcelain pieces with gold banding are also period appropriate.	Use pieces from MAVA 1087-1092, 1101, 1107 (saucers); MAVA 1075-1084 (cups).
109C-7 On MAVA 9554, knives placed above plates, spoons to right of plates	Sterling knives (3); egg spoons (3)	Period appropriate.	Acquire based on shape of MVB flatware in White House collection (Fig. 46).
109C-8	Blue and white Davenport Amoy or white and gold porcelain coffee pot	Similar pieces in collection; archeology collection for use of Amoy ware; white porcelain pieces with gold banding are also period appropriate.	Acquire Davenport Amoy piece.
109C-9 On MAVA 9554	Blue and white Davenport Amoy or white and gold porcelain sugar bowl	In collection; archeology collection for use of Amoy ware; white porcelain pieces with gold banding are also period appropriate.	Use MAVA 1107.
109C-10 On MAVA 9554	Blue and white Davenport Amoy or white and gold porcelain creamer	In collection; archeology collection for use of Amoy ware; white porcelain pieces with gold banding are also period appropriate.	Use MAVA 1106.

LOCATION	OBJECT	EVIDENCE	ACTION
109C-11	Chairs, Empire period with upholstered seats (3)	In collection; period appropriate.	Use any from MAVA 24142-24161, depending on number being used in Room 105.
109C-12	Highchair	Accounts of Van Buren family at breakfast table in Kohan, <i>Historic Furnishings Report</i> , 15.	Acquire period piece or reproduction (see Fig. 77).
109C-13 On MAVA 9554	½ pint parcel gilt sterling mug with handle, engraved with wreath and initials SVB.	ASVB letter describing mug gifted to Singleton Van Buren, Francis Blair Papers, Princeton University.	Acquire reproduction based on a ca. 1842 example (see Fig. 76). Alternatively, reproduce baptismal cup given by MVB to Andrew Jackson III.
109W-1	Painting: Alfred Jacob Miller, <i>The Thirsty Trapper</i> , 1845 (Walters Art Museum, Gilcrease Museum)	STVB purchase, Sale of Art Union Holdings, 1852 (Kohan, <i>Historic Furnishings Report</i> , 171).	Obtain better quality reproduction. Place in appropriate period or reproduction frame. Hang from molding using decorative red or green cording. Use the same color cording throughout the room.

FLOOR PLAN, ROOM 109

Not to scale






Fig. 75. Worthington Whittredge, *Sunrise, View of the Drachenfels from Rolandseck*, 1850.
Photo: www.wikigallery.org. Private collection, sold by Sotheby's, March 2002.



Fig. 76. Top: Gerardus Boyce. Engraved and parcel gilded mug, 1840-50. Metropolitan Museum of Art. Bottom: Baptismal cup, sterling, given to Andrew Jackson III by his godfather Martin Van Buren in 1837. The Hermitage, Nashville, TN.



Fig. 77. Empire period highchair, 1835-1845. Skinner Auction House.

ROOM 111—LIBRARY

The Library is one of the most important spaces in the house for interpreting Van Buren’s political career, as well as his work as a farm owner. Contemporaries recalled that the two tables Van Buren used in his White House office were “completely covered with books, papers, parchments etc.”; and Van Buren himself noted that he was never “very careful or orderly” about his papers.²⁵ The Library table should convey this. It should not be tidy but instead be littered with the detritus that documents Van Buren’s activities at Lindenwald—correspondence, farming periodicals, ledgers and political tracts relevant to topics that occupied the ex-President during the 1840s and 50s. The printed materials can be switched out to emphasize different aspects of Van Buren’s post-presidential political life, his writings or farm management, depending on the thematic focus of the tours.

The Gothic parlor suite furnishings will be removed and put back in Room 106. The card table and whist set up will be moved to Room 104. The pier mirror above the fireplace will be reinstalled in Room 112. The following books post-date the Van Buren occupancy and are used to help fill in the bookshelves: MAVA 14003, 14010, 14013, 14016, 14018, 14020. Ensure that these titles remain in inconspicuous places within the bookcases.

LOCATION	OBJECT	EVIDENCE	ACTION
Walls	Painted finish	Howell, <i>Historic Structure Report</i> , vol. 1, 125-126.	Retain.
Windows	No treatment	Larson report recommendations, 7.	None.
Floor	Carpet	Carpet fragment found in Lindenwald, original room location unknown.	Retain reproduction.
111N-1	Argand oil lamps, pair	Period appropriate.	Retain MAVA 26256 and 26257.

²⁵ Singleton, 249-50; John C. Fitzpatrick, ed., *The Autobiography of Martin Van Buren* (New York: Augustus M. Kelley Publishers, 1969), 349.

LOCATION	OBJECT	EVIDENCE	ACTION
111N-2 Above fireplace	<i>Andrew Jackson</i> , engraving by Thomas Welch after Thomas Sully, George W. Childs, publisher, 1852, 22 ½" x 17 ½" (Fig. 84)	Although not the engraving MVB had over library mantel in 1846, he is documented as having this specific engraving in 1852 (Kohan, <i>Historic Furnishings Report</i> , 170); MVB to FPB, 1846: Francis Blair portrait placed "in a fine frame in the Library under General Jackson & next to your friend Clay" (Kohan, <i>Historic Furnishings Report</i> , 170); Kohan, <i>Historic Furnishings Report</i> , 252.	Acquire an original or reproduction of engraving (Fig. 88); place in period appropriate frame with reverse painted glass mat (see Appendix).
111N-3 Above fireplace, beneath Jackson engraving	<i>Henry Clay</i> , engraving	William G. Bryant, 1845: "I saw over the mantel piece of the Library an engraved likeness of Mr. Clay" (Kohan, <i>Historic Furnishings Report</i> , 248); MVB to FPB, 1846: Francis Blair portrait placed "in a fine frame in the Library under General Jackson & next to your friend Clay" (Kohan, <i>Historic Furnishings Report</i> , 170); Kohan, <i>Historic Furnishings Report</i> , 251.	Use MAVA 1195.

LOCATION	OBJECT	EVIDENCE	ACTION
111N-4 Above fireplace, beneath Jackson engraving	<i>Francis P. Blair</i> , engraving by John Sartain after Thomas Sully, published in <i>Democratic Review</i> , 1845, reproduced on p.162 of <i>The Party Battles of the Jackson Period</i> , Claude Bowers	MVB to FPB, 1846: Francis Blair portrait placed "in a fine frame in the Library under General Jackson & next to your friend Clay" (Kohan, <i>Historic Furnishings Report</i> , 170); Kohan, <i>Historic Furnishings Report</i> , 251.	Reproduce from <i>Democratic Review</i> , 1845 or p.162 of <i>The Party Battles of the Jackson Period</i> if an original cannot be obtained (Fig. 78). Place in period appropriate mat and frame (see Appendix).
111N-5	Mantel clock	Period appropriate.	Acquire period piece.
111E-1	Political cartoons, framed	W. G. Bryan to L.C. Draper, 1846: "I saw scattered about the room a number of the vilest & funniest caricatures of himself [MVB]" in Kohan, <i>Historic Furnishings Report</i> , 48.	Retain MAVA 232, 237, 495. Add MAVA 198 and additional reproductions (Figs. 79, 80 for examples). Reframe with simplest versions of period frames (see Appendix).
111E-2	General Gage proclamation offering amnesty to all but Hancock and Adams, given to MVB by John O' Sullivan	John O'Sullivan to MVB, 18 June 1844, MVB Papers, LOC; "Mr. Van Buren at Home," <i>New York Evening Post</i> , 29 Nov. 1844.	Reproduce original in Library of Congress collection to original size (Fig. 81). Place in period appropriate frame (see Appendix).
111E-3	Table, Empire period	Period appropriate	Acquire period piece or reproduction.
111E-4	Tumblers, cut glass, flute cuts.	MVB order, 1841, 6 doz. "Best Cut High flute tumblers (Spillman, <i>White House Glassware</i> , 34-36, 44).	Acquire period pieces of reproductions.

LOCATION	OBJECT	EVIDENCE	ACTION
111E-5	Decanter, glass, barrel shaped with flute cuts, conical stopper	MVB order for “6 qt. barrel shaped all fluted decanters, cone stoppers” and “12 pt. barrel shaped all fluted decanters, cone stoppers” (Spillman, <i>White House Glassware</i> , 34-36, 44).	Acquire period piece or reproduction. See Fig. 50 for example.
111E-6 On table	Humidor	Period appropriate.	Acquire period piece.
111S-1	Bookcase	Kohan, <i>Historic Furnishings Report</i> , 52, 76.	Retain MAVA 25595. If the loan of the bookcase is recalled, reproduce the bookcase, which is an Upjohn design, and use brass grill work in the doors, as in Fig. 89.
111S-2	Bust of Martin Van Buren by Hiram Powers	Kohan, <i>Historic Furnishings Report</i> , 183-185, 250.	Retain MAVA 967 and plinth.
111S-3	Bookcase	Kohan, <i>Historic Furnishings Report</i> , 52, 76.	Retain MAVA 25596. If the loan of the bookcase is recalled, reproduce the bookcase, which is an Upjohn design, and use brass grill work in the doors, as in Fig. 89.

LOCATION	OBJECT	EVIDENCE	ACTION
111W-1	Bookcase	Kohan, <i>Historic Furnishings Report</i> , 52, 76.	Retain MAVA 25597. Leave one door ajar with small stack of books on ledge. If the loan of the bookcase is recalled, reproduce the bookcase, which is an Upjohn design, and use brass grill work in the doors, as in Fig. 89.
111W-2	Political cartoons, framed	W. G. Bryan to L.C. Draper, 1846: "I saw scattered about the room a number of the vilest & funniest caricatures of himself [MVB]" in Kohan, <i>Historic Furnishings Report</i> , 48.	Acquire reproductions (see Figs. 79, 80). Use simple period frames (see Appendix).
111C-1 Facing front of table	Upholstered arm chairs (2)	Period appropriate.	Acquire period pieces.
111C-2	Brass spittoon	Period practice; Fig. 87 showing use in Andrew Jackson's Hermitage.	Acquire period piece or reproduction (see Fig. 87).
111C-3	Library table	Original in Smithsonian NMAH collection (Fig. 82).	Reproduce Van Buren desk in collection of Smithsonian. At that time remove MAVA 126.

LOCATION	OBJECT	EVIDENCE	ACTION
111C-4 On library table	Baize table cover with tape trim	Period appropriate; Larson report, 16.	Add contrasting decorative yellow-gold tape or fringe to hem of cloth cover.
111C-5 On library table, with drawer open	Ink well	Period practice; Inman portrait of MVB.	Base on inkwell seen in Inman portrait of Van Buren (Fig. 84).
111C-6 On library table	Pens, quill with nib and steel	Period practice; ad for steel pens, Van Rensselaer Papers, Historic Cherry Hill.	Acquire reproductions (see Fig. 85).
111C-7 On library table, on inkwell	Pencil	Account of Martin Van Buren with L.S. Rexford, 10 June 1844, "Mar 11 Mend pencil 2/ points" (Kohan, <i>Historic Furnishings Report</i> , 85); 1836 Van Buren exhibit catalog, item 8 "Gold pencil used by Martin Van Buren when Minister to the Court of St. James" (Kohan, <i>Historic Furnishings Report</i> , 164).	Reproduce based on MAVA 154.
111C-8 On library table	Pounce pot	Period practice.	Acquire period piece or reproduction (see Fig. 86).
111C-9 On library table	Paper and envelopes of appropriate size for mid-19 th century	Period appropriate.	Reproduce from laid rag paper.

LOCATION	OBJECT	EVIDENCE	ACTION
111C-10 On library table, in inkwell drawer	Stick of sealing wax (red, to match color found on envelope from MVB, MAVA 1113)	Period practice.	Acquire reproduction (see Fig. 86).
111C-11 On library table, in inkwell drawer	Seal, brass with initials MVB	Period practice.	Acquire reproduction (see Fig. 85).
111C-12 On library table	Ledgers	MVB farm management.	Acquire reproductions.
111C-13 On library table	Newspapers	In collection.	Use issues of <i>Hudson Gazette</i> (multiple copies in collection), <i>NY Daily Tribune</i> (MAVA 1153), <i>NY Times</i> (MAVA 9600), <i>The Cultivator</i> (MAVA 25888). Alternatively, reproduce these on stock similar to the originals so that they can be handled for interpretive purposes.

LOCATION	OBJECT	EVIDENCE	ACTION
111C-14 On library table	Books, pamphlets (suggested: Hammond, <i>Political History of the State of New York</i> [2 vols]; pamphlet <i>Inconsistency and Hypocrisy of Martin Van Buren on the Question of Slavery</i> ; Tocqueville, <i>Democracy in America</i> , Reeve translation)	In collection.	Select from titles in the collection printed up to 1855 that convey MVB's post-presidency political interests and/or specific activities of MVB (writing his history of US political parties, developing his response to the question of annexation of Texas, etc.).
111C-15 On library table	Candle and holder (for melting sealing wax)	Period practice.	Acquire reproduction holder.
111C-16 On library table	Eyeglasses, gold or silver wire rims, oval or octagonal shaped lenses, C-shaped bridge	Account of MVB with L.S. Rexford, 10 June 1844, "1844 Jan 26 [Rep] Spectacles" (Kohan, <i>Historic Furnishings Report</i> , 85); MVB to Benjamin F. Butler, 7 May 1856 "Send my glasses up to Smith...." (Kohan, <i>Historic Furnishings Report</i> , 164).	Acquire period or reproduction eyeglasses (see Fig. 83) to replace current pair, which date no earlier than the 1880s.
111C-17 On library table	Lamp	In collection; period appropriate.	Retain MAVA 26258.
111C-18 Behind table	Chair	In collection; original to site (Kohan, <i>Historic Furnishings Report</i> , 249-250).	Retain MAVA 1016.

FLOOR PLAN, ROOM 111

Not to scale

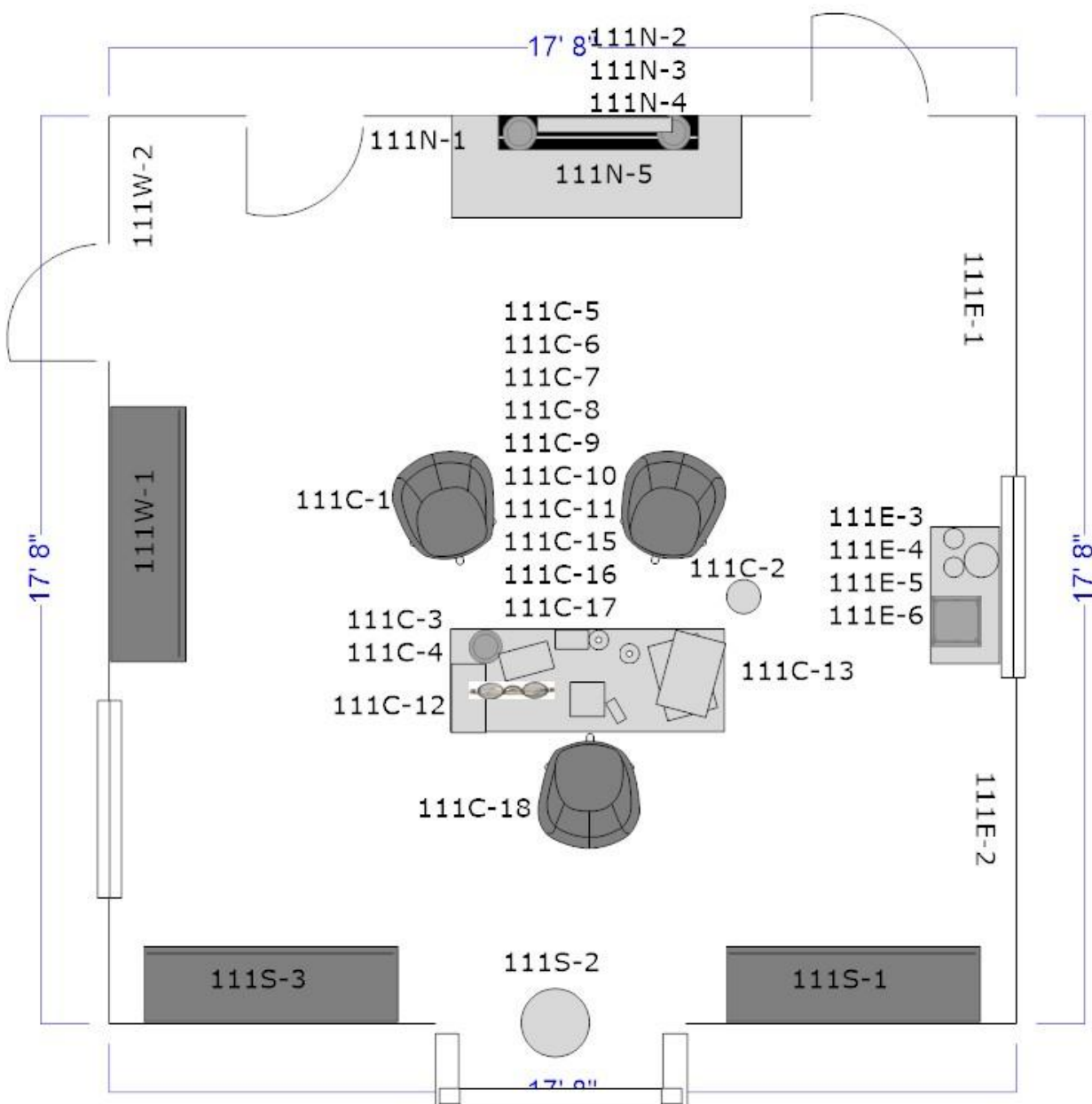




Fig. 78. Francis P. Blair, reproduced on p.162 of Claude Bowers, *The Party Battles of the Jackson Period* (Boston: Houghton Mifflin, 1922).




Fig. 79. Examples of political cartoons that can be added to Room 111. Martin Van Buren National Historic Site, MAVA 198 (top), Library of Congress (bottom).





Fig. 80. Examples of political cartoons that can be added to Room 111. Getty Images (top), White House Historical Association (bottom).

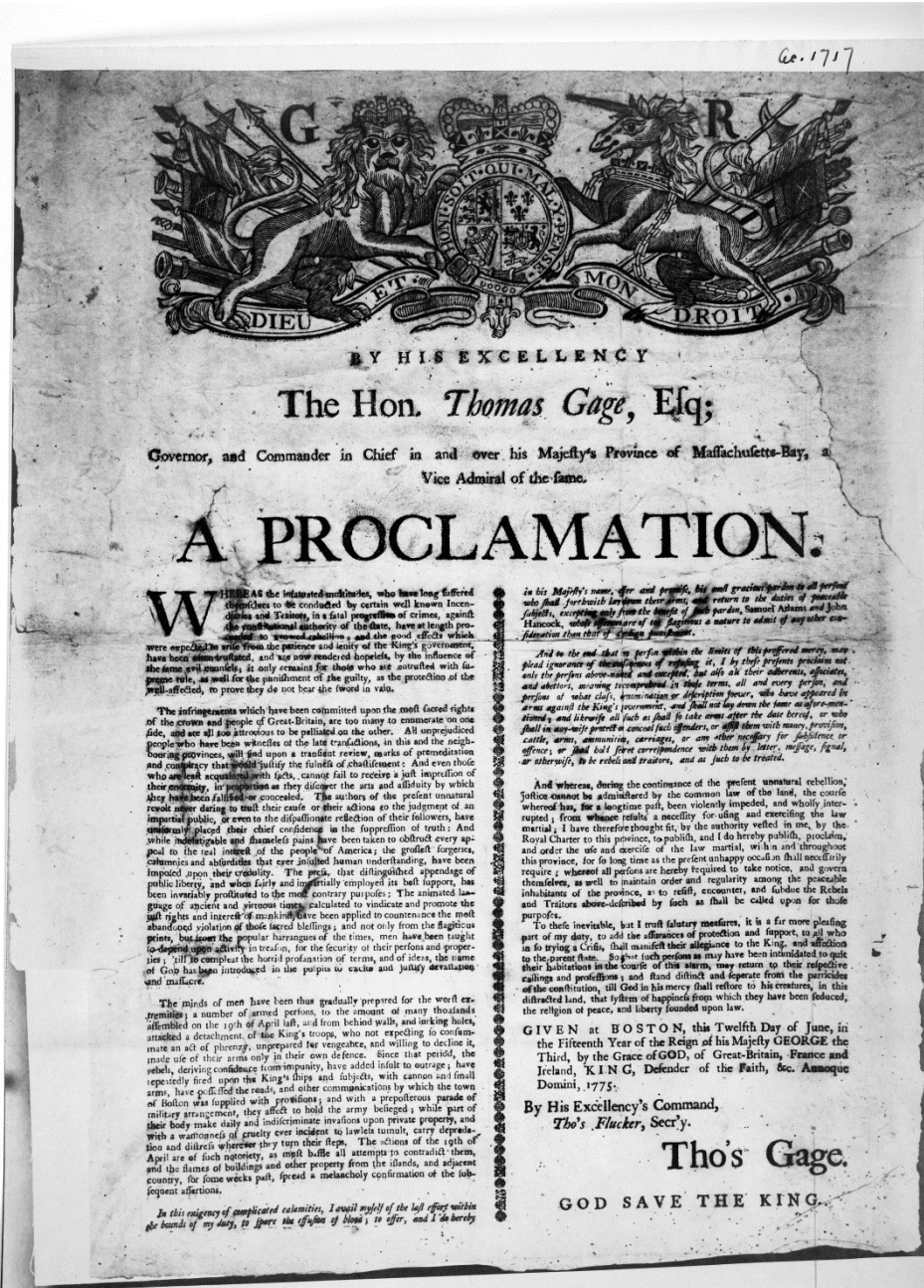


Fig. 81. General Gage's Proclamation offering amnesty to all except Hancock and Adams. Library of Congress.



Fig. 82. Martin Van Buren library desk. Smithsonian, National Museum of American History.



Fig. 83. Examples of period appropriate eyeglasses, top 1844-71, bottom 1814-50. Winterthur Museum, Garden and Library.



Fig. 84. Top: Early 19th century desk set. Bottom: Similar piece pictured in detail of Henry Inman's 1830 portrait of Martin Van Buren. <https://www1.nyc.gov/site/designcommission/public-programs/city-hall/portraits/portrait.page?portraitId=96>.



Fig. 85. Components of early-mid 19th century French desk set, including seal, scissors, letter opener, penknife, steel pen. Ruby Lane Antiques, San Francisco, CA.



Fig. 86. Top: Sterling pounce pot, English, 1820s. Love Antiques, UK. Bottom: Sealing wax stick, French, 19th century. www.lot-art.com/auction-lots/A-19TH-CENTURY-FRENCH-SEALING-WAX-HOLDER-WITH-A-SEAL-TERMINAL-AND-LINEAR-BORDERS-OF-REPEATING-BELL/730-19th_century_french-16.1-crewkerne.



Fig. 87. Andrew Jackson's library, showing brass spittoon on floor by chair. The Hermitage, Nashville, TN.




Fig. 88. Thomas Welch after Thomas Sully, *Andrew Jackson*, published by George W. Childs, 1852. Philadelphia Print Shop.



Fig. 89. Gothic Revival style English bookcases with brass grill work in the doors, 1835-1845; bookcase at top designed by Augustus Pugin. 1stDibs.com.

ROOM 112—BEDROOM

Room 112 is presumed to have been furnished by Smith Thompson Van Buren since it is part of the west wing rooms he added to his father's home. His first wife, Ellen King James (who died shortly before the addition was completed) and their children were expected to live in the new wing. The couple probably bought new furnishings for these spaces. Martin Van Buren Jr., however, did note that his younger brother approached the furnishing of his Albany home "scientifically" by "furnishing rooms that are absolutely necessary [and] afterwards trying to keep up with the fashions."²⁶

In the 1986 Historic Furnishings Report, curator Carol Kohan noted the great stylistic difference between the pier mirror now in Room 111 (placed there in the 1990s) and those purchased by Van Buren for the Sitting Room and Formal Parlor, suggesting that the mirror may have been brought to Lindenwald by Smith Thompson Van Buren. The mirror will be relocated to Room 112. Period prints or reproductions identical to those acquired by Smith Thompson in New York will be hung here.

Besides fleshing out the furnishings in this room, the major change will be the reproduction of the Gothic Revival floorcloth, a large fragment of which was found in Room 112 during the restoration of the house in the 1980s. Other homes of the period that have reproduced floorcloths are The Hermitage (for its dining room) and the Wadsworth-Longfellow House in Portland, Maine. The reproduction 1852 Renaissance Revival floorcloth in the entry hall of the Wadsworth-Longfellow House was made by Marylou Davis in 2002.

LOCATION	OBJECT	EVIDENCE	ACTION
Walls	Wallpaper	Fragments found in-situ.	Retain reproduction.
Windows	Rods and chintz curtains	Larson report recommendations, 8.	Reproduce in appropriate fabric; use reproduction wood rods modeled after those in collection storage. Keep the west window shutters closed until the 20 th century garage is removed.

²⁶ Martin Van Buren Jr. to Elizabeth Blair, December 17, 1842, Francis Blair Papers, Box 227, Folder 16, Princeton University.

LOCATION	OBJECT	EVIDENCE	ACTION
Floor	Gothic pattern floorcloth	Fragment found in-situ.	Reproduce based on existing sample (Fig. 93).
112N-1	Dressing table, Empire, Gothic or Rococo Revival style	Period appropriate; occupancy of MVB's daughter-in-law.	Acquire period piece or reproduction.
112N-2 On top of dressing table	Hair combs, tray containing perfume bottles	Period appropriate; occupancy of MVB's daughter-in-law.	Obtain period or reproductions; see Fig. 100 for examples of perfume bottles.
112N-3	Engraving: Charles Burt after Leutze, <i>Sir Walter Raleigh Parting from his Wife</i> , 1846, sheet size 20"x 15" (Smithsonian American Art Museum)	Series I, Membership prints, American Art-Union Print Collection 1840-1851, New-York Historical Society.	Acquire period engraving or reproduction (Fig. 92). Place in either French or reverse painted glass mat and period appropriate frame (see Appendix).
112N-4	Engraving: James Smillie after Durand, <i>The Capture of Major Andre</i> , sheet size 17 ¾" x 13 ¼"	Series I, Membership prints, American Art-Union Print Collection 1840-1851, New-York Historical Society.	Acquire period engraving or reproduction (Fig. 91). Place in either French or reverse painted glass mat and period appropriate frame (see Appendix).
112N-5	Low wardrobe	In collection; period practice.	Use MAVA 31.
112E-1 Over fireplace	Pier mirror	In collection; period appropriate.	Use MAVA 193.
112E-2	Oil lamps, pair	In collection; period appropriate.	Retain MAVA 26259, 26260.

LOCATION	OBJECT	EVIDENCE	ACTION
112E-3	Vase or mantel clock	Period appropriate.	Mantel clock: Acquire period piece. Vase: Acquire and add seasonal faux flowers based on those grown at Lindenwald.
112E-4	Fender and fireplace tools	In collection; period appropriate.	Retain MAVA 65 (fender); acquire period or reproduction tools (shovel, tongs, poker, broom, bellows).
112E-5	Table	In collection; period appropriate.	Use MAVA 47 from Room 005.
112E-6	Linen tablecloth	Period appropriate.	Acquire reproduction.
112E-7 On table	Needlework; ceramic fruit bowl with faux apples	Period appropriate.	Recreate partially completed needlework project to place on table; can be based on needlework pattern and instructions in an issue of <i>Godey's Lady's Book</i> , ca. 1850. Acquire period fruit bowl; use faux apples of a type likely grown at Lindenwald.
112E-8	Chairs, pair	In collection; period appropriate.	Use MAVA 148, 149.
112S-1	Wardrobe	In collection; period appropriate.	Use MAVA 134.

LOCATION	OBJECT	EVIDENCE	ACTION
112S-2	Sleigh bed with coverlet	In collection; period appropriate.	Use MAVA 1503. Replace modern pillow cases with hand-hemmed linen cases.
112S-3 Over MAVA 1503	Engraving: Charles Burt after Huntington, <i>Signing of Death Warrant of Lady Jane Grey</i> , 1848 (Library of Congress)	Series I, Membership prints, American Art-Union Print Collection 1840-1851, New-York Historical Society.	Acquire period engraving or reproduction (Fig. 90). Place in either French or reverse painted glass mat and period appropriate frame (see Appendix).
112W-1	Portrait of MVB granddaughter	In collection; post-dates furnishings period but retain for interpretive purposes.	Use MAVA 121.
112W-2	Secretary-bookcase, Empire Period or Gothic Revival style	Period appropriate.	Acquire period piece.
112W-3 On secretary	Law book	In collection.	Use volume from the collection.
112W-4 On secretary	Inkstand, metal or ceramic	Period practice.	Acquire period appropriate piece; see Fig. 105.
112W-5	Chair, Empire Period or Gothic Revival style, with upholstered seat	Period appropriate.	Acquire period piece.

FLOOR PLAN, ROOM 112

Not to scale

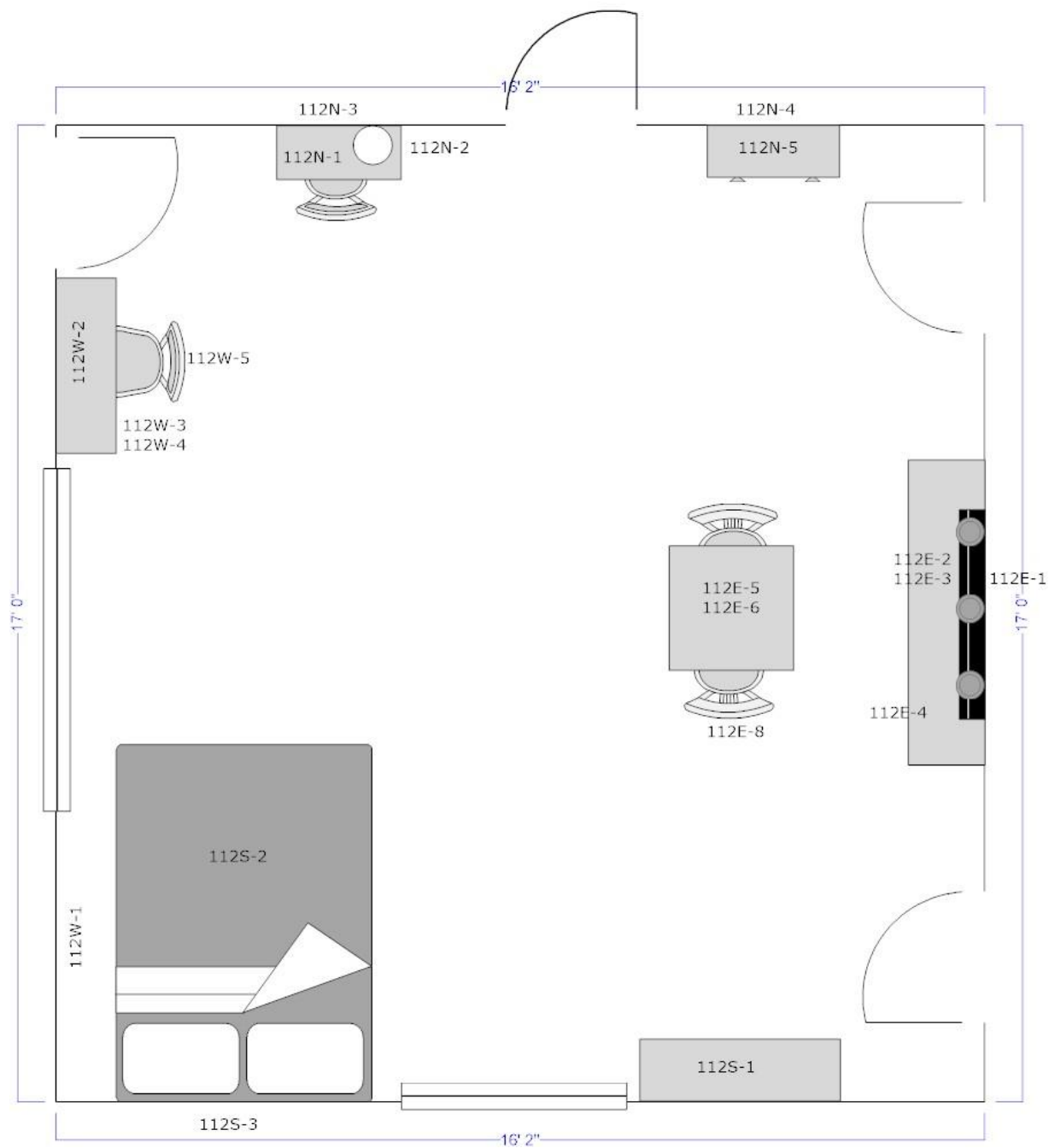




Fig. 90. Charles Burt after Huntington, *Signing of Death Warrant of Lady Jane Grey*, 1848. Library of Congress.



Fig. 91. James Smillie after Asher B. Durand, *The Capture of Major Andre*, 1846. Library of Congress.



Fig. 92. Charles Burt after Emanuel Leutze, *Sir Walter Raleigh Parting from his Wife*, 1846, sheet size 20"x 15." Smithsonian, National Museum of American Art.



Fig. 93. Fragment of Gothic Revival pattern floorcloth found in Room 112. Martin Van Buren National Historic Site, MAVA 637.

ROOM 114—BATHROOM

ROOM 115—WATER CLOSET

The Bathroom contains none of its original woodwork, in contrast to the Water Closet, which is in a fine state of preservation. Refurnishing of the Bathroom in the 1980s did not include creating wood surrounds for either the tub or sink, although paint analysis and examination of surrounding walls and floors confirmed that casework had existed.²⁷ Instead, plexiglas surrounds were created to “take the conjecture out of the design of both bathroom features and leave only those components that are original to show the public.”²⁸ Since other surviving mid-nineteenth century bathrooms show that casework for bathtubs, sinks and toilets matched, this plan calls for recreating the surrounds in Room 114 based on the surviving casework in Room 115.

LOCATION	OBJECT	EVIDENCE	ACTION
Walls	Painted	Howell, <i>Historic Structure Report</i> , vol. 1, 133.	Retain.
Windows	Dimity half curtain on wood rod	Larson report recommendations, 9.	Use wood rod from the collection if of appropriate size.
Floor	Painted (original floor found unpainted)	Howell, <i>Historic Structure Report</i> , vol. 1, 133.	Retain.
114N-1	Bathtub with case surround and frame. Casing surrounding bathtub: H 2’9”, L: 6’ 1 ¾”. Vertical frame posts: H: 9’ from top of tub casing, W: 5”, D: 5”. Horizontal frame at top: H: 2’, L: 30’.	Howell, <i>Historic Structure Report</i> , vol. 1, 231.	Reproduce finished casework, frame and backsplash based on water closet casework (Fig. 95).

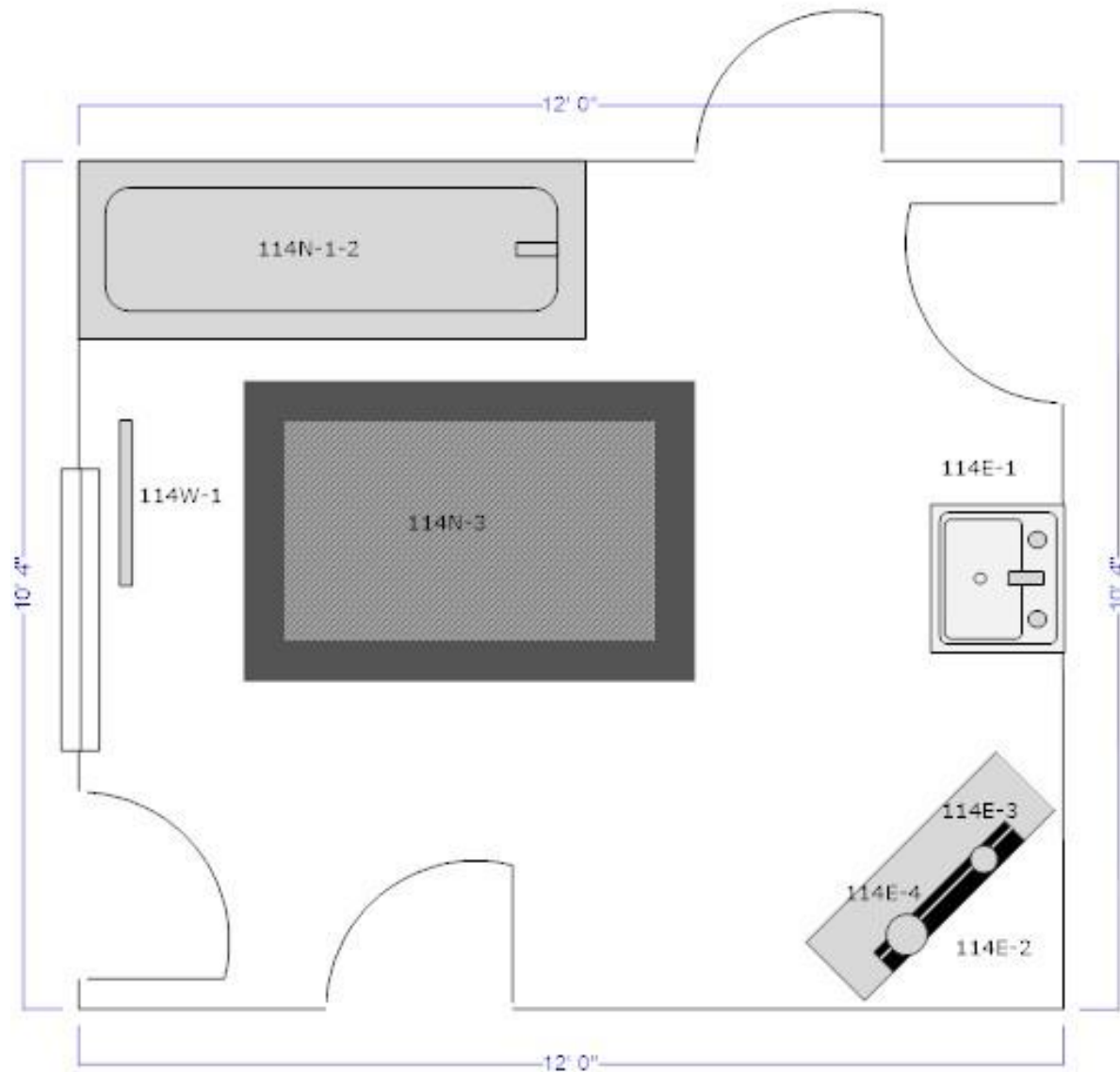
²⁷ William W. Howell, *Historic Structure Report, Architectural Data Section, Lindenwald, Martin Van Buren National Historic Site, Kinderhook, New York*, vol. 1, (Denver, CO: U.S. Department of the Interior, National Park Service, June 1985), 231-232.

²⁸ Memorandum, Orville Carroll, Historical Architect to Superintendent, Martin Van Buren National Historic Site, 30 April 1986, curatorial files, Martin Van Buren National Historic Site.

LOCATION	OBJECT	EVIDENCE	ACTION
114N-2	Bathtub drapery and tiebacks	Period advertisements (Fig. 94).	Contact N. Larson for recommendations on appropriate fabric.
114N-3	Floorcloth, solid color: dark red, blue, brown, olive, yellow ocher.	Garrett, <i>At Home</i> , 98; Van Rensselaer purchases, of sheet oil cloth in ca. 1852 and 1858 (Historic Furnishings Study files, Historic Cherry Hill); Solomon Van Rensselaer estate inventory, 1852.	Acquire reproduction.
114E-1	Sink with cabinetry	Architectural evidence in Howell, <i>Historic Structure Report</i> ; period evidence in HFR Addendum, vol. 1 (2019).	Reproduce finished cabinet based on water closet casework (Fig. 95).
114E-2	Mirror	In collection; period appropriate.	Retain MAVA 111.
114E-3	Bottle of Balm of Columbia	Apothecary book, purchases by MVB, 8 Oct. 1830 (MAVA 1501).	Acquire period or reproduction Balm of Columbia bottle (Fig. 95).
114E-4	Candleholder	Period appropriate.	Acquire reproduction.
114W-1	Towel rack with linen towels	Period appropriate.	Acquire period rack and full size reproduction towels (Fig. 11).


FLOOR PLAN, ROOM 114

Not to scale



ELEVATION, ROOM 114

Not to scale






Fig. 94. Top: Detail of C. Hillsburg Practical Plumber advertisement, 1840-45. New-York Historical Society. Bottom: Detail of Thomas Dusenbury, Plumber advertisement, 1843-45. J. Clarence Davies Collection, Museum of the City of New York.



Fig. 95. Top: Panel work on toilet at Martin Van Buren National Historic Site. Bottom: Examples of period Balm of Columbia bottles. Norman C. Heckler & Company, Woodstock Valley, CT (left), www.antique-bottles.net/showthread.php?455458-Oldridges-Balm-of-Columbia (right).

ROOM 118—NURSERY (VISITOR ORIENTATION SPACE)

LOCATION	OBJECT	EVIDENCE	ACTION
Walls	Wallpaper	Fragment in collection	Retain reproduction.
Windows	Green wood blinds	In collection; period appropriate	Reproduce based on example in collection.
Floor	Carpet	Presence of historic wall-to-wall carpeting in majority of rooms in house	Acquire reproduction based on the carpet in Room 111.
South wall	TV/monitor, wall mounted	For modern interpretive purposes	For film and virtual tour showings

ROOM 119—HALL, WEST WING (VISITOR ORIENTATION SPACE)

Room 119 functions as the visitor orientation space for tours, during which visitors stand before entering the Main Hall. It currently contains a period reproduction wallpaper and a modern brown carpet. Historically the Hall served as the main entrance to Lindenwald for family members after 1850. To provide artificial light and to better convey the historic nature of the space, this plan recommends adding a chandelier from the collection (MAVA 22); period floor covering based on examples from Lindenwald; and two sofas and some upholstered side chairs to provide limited period seating for visitors if such non-associated furnishings become available. These pieces are to be used consumptively and not accessioned into the collection.

LOCATION	OBJECT	EVIDENCE	ACTION
Walls	Wallpaper	Period appropriate.	Retain reproduction
Windows	No treatment	Larson report recommendations.	No changes.

LOCATION	OBJECT	EVIDENCE	ACTION
Floor	Carpeting OR floor cloth, period reproduction.	Presence of historic wall-to-wall carpeting in majority of rooms in house; Solomon Van Rensselaer estate inventory, 1852, back hall "1 oil cloth."	Acquire reproduction based on carpet in Room 111 OR wall-to-wall floor cloth based on Gothic Revival fragment from Room 112. Retain current commercial carpeting until a reproduction can be funded in order to protect the flooring.
119 Against walls	Two sofas, 2-3 side chairs with upholstered seats, Empire style, period upholstery	Period appropriate.	Acquire.
119 Ceiling fixture	Chandelier	In collection; use to address lack of lighting in hall using period appropriate fixture.	Use MAVA 22. Electrical wiring will be needed.

ROOM 201—BEDROOM

Room 201 is believed to have been the guest bedroom favored by John Van Buren and his wife Elizabeth Vanderpoel. The vignette in this room will focus on preparations for the arrival of Van Buren's second son and his school-age daughter Anna (Elizabeth died in 1844). Visiting children usually slept in cribs, trundle beds or pallets in the same room as their parents. The room will show a trundle bed in the process of being assembled; tools to be used for cleaning the room; and the airing/re-stuffing of the mattresses for the sleigh bed.

Room 201 will continue to be looked into by visitors from the doorway rather than entered.

LOCATION	OBJECT	EVIDENCE	ACTION
Walls	Wallpaper	Paper used on fireboard found in-situ.	Retain reproduction.
Windows	Dimity curtain panels on wood rods	Larson report recommendations, 10.	Retain curtain reproductions. Replace current rods with wood rods in the collection (if they fit the windows) or reproduced based on these examples.
Floor	Straw matting, checkered pattern	Fragments found on site (Fig. 98); period practice.	Acquire new reproduction based on surviving fragment MAVA 884.
201N-1	Fireboard	In collection; found in-situ.	Reproduce MAVA 91.
201N-2 To side of fireplace	Hearth broom and dustpan	Period appropriate.	Acquire period pieces (see Fig. 96).

LOCATION	OBJECT	EVIDENCE	ACTION
201N-3	Engraving of Queen Victoria after painting by Thomas Sully	Kohan, <i>Historic Furnishings Plan</i> , 168.	Retain MAVA 25890. Reframe in more period appropriate molding (see Appendix) with French or reverse painted glass mat.
201N-4 On hearth	Scrub brush, wood with hogs hair bristles	Period appropriate.	Acquire period piece or reproduction.
201N-5	Heavy piece of cotton duck	Period appropriate.	Acquire.
201N-6 Place on cotton duck	Buckets (2), wood or tin	Period appropriate.	Acquire reproductions.
201E-1	Sleigh bed, horsehair or straw under mattress, down top mattress; sheets, blanket and down pillows with linen pillowcases.	In collection; period appropriate.	Retain MAVA 347. Replace modern box spring and mattress with period reproductions. Place sheets and blanket on top of unmade bed or to the side. Show pillows being put into cases (see Fig. 97).
201E-2	Table, Empire period, either worktable or small chest of drawers	Period appropriate.	Acquire period piece.
201W-1	Commode, marble top	Period practice.	Acquire period piece.

LOCATION	OBJECT	EVIDENCE	ACTION
201W-2 On commode	Pitcher and basin, ceramic	Period appropriate.	Acquire period pieces.
201W-3	Mirror	Period appropriate.	Acquire period piece.
201W-4 On floor near rope bed	Down filled mattress, rolled; horsehair filled mattress; down pillow	Garrett, <i>At Home</i> , 287; Beecher, <i>Domestic Economy</i> , 361.	Acquire reproductions.
201W-5	Trundle rope bed	In collection; Lindenwald provenance; Garrett, <i>At Home</i> , 120-121.	Use rope bed from Room 011 (MAVA 24041). Show in process of being assembled.
201W-6	Tool for tightening rope on trundle bed	Period practice.	Use reproduction from Room 011.
201W-7	Chest of drawers	In collection; period appropriate.	Retain MAVA 665.
201W-8 On chest of drawers	Cotton cloth rag	Period practice.	Acquire.

FLOOR PLAN, ROOM 201

Not to scale

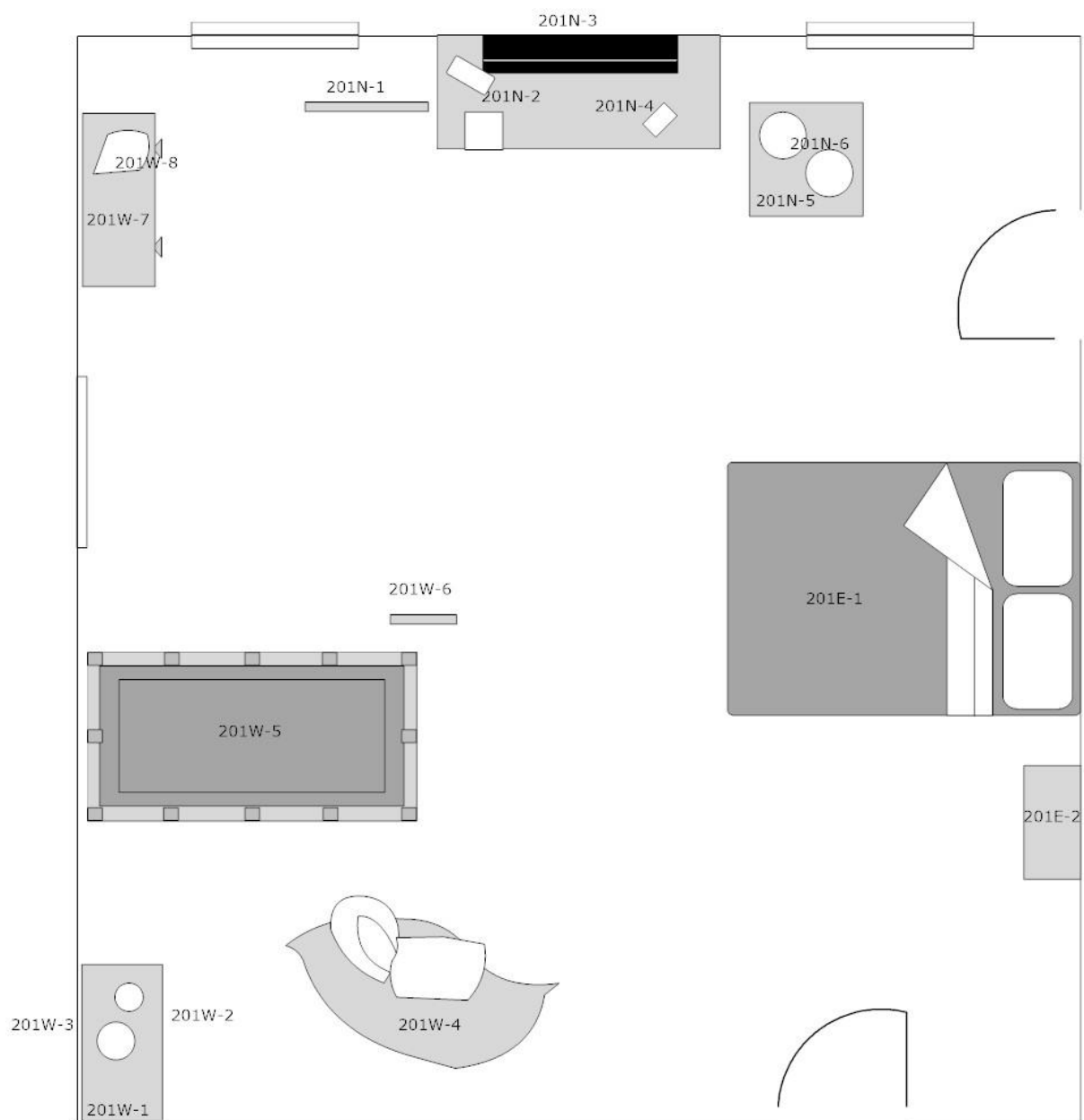




Fig. 96. Top: Toleware dustpan, 1800-1850. Bottom: Hearth broom, ca. 1800. Winterthur Museum, Garden and Library.



Fig. 97. Illustration of domestic changing linens, 1800-1850. Getty Images.



Fig. 98. Matting found in Lindenwald. Martin Van Buren National Historic Site, MAVA 884.

ROOM 205—BEDROOM

Room 205 is believed to have been the bedroom used by Abraham and Angelica Singleton Van Buren during the period they lived at Lindenwald in the 1840s and presumably afterwards when visiting. Some individual furnishings are known based on Angelica's correspondence.

The reproduction of Henry Inman's portrait of Angelica, now in the White House, is not believed to have hung in Lindenwald.²⁹ It will be removed from Room 205, but should be saved for future interpretive use in a park visitor center. Visitors will continue to look into this room from the doorway.

LOCATION	OBJECT	EVIDENCE	ACTION
Walls	Wallpaper	Howell, <i>Historic Structure Report</i> , vol. 1, 154; sample found in-situ.	Retain reproduction.
Windows	Curtain panels on gilt or velvet covered wood rods, with optional valances	Larson report recommendations, 11.	Reproduce and hang using velvet or gilt poles in the collection, or use reproductions based on these pieces. Use drapery pins to tie curtains back at sides.
Floor	Straw matting	Fragments found on site (Fig. 98).	Reproduce based on MAVA 884.
205N-1	Commode, marble top	Period practice.	Acquire period piece.
205N-2 On commode	Pitcher and basin, ceramic	Period appropriate.	Acquire period pieces.
205N-3	Fireboard	In collection; found in-situ.	Reproduce MAVA 90.

²⁹ Kohan, *Historic Furnishings Report*, 178.

LOCATION	OBJECT	EVIDENCE	ACTION
205N-4 On mantel	Oil lamps (pair)	In collection; period appropriate.	Retain MAVA 26091, 26092.
205N-5 On center of mantel	Vase OR Figurine (ex. Staffordshire)	Period appropriate.	Acquire period piece or reproduction.
205N-6 Above mantel	Engraving, Lady Wellesley, Duke of Wellington's mother	Kohan, <i>Historic Furnishings Report</i> , 61.	Use MAVA 9610. Reframe with period molding (see Appendix); remat with French or reverse painted glass mat.
205E-1	Engraving, <i>Dolley Madison</i> , William Chappell, 1812, Library of Congress	University of South Carolina, "University of South Carolina Libraries - Angelica Singleton Van Buren (1816-1877), July 1997" http://scholarcommons.sc.edu/rbcs_pubs/29/ .	Acquire period engraving or reproduction (Fig. 99). Frame with period frame and mat (see Appendix).
205E-2	Chaise	In collection; ASVB correspondence; Garrett, <i>At Home</i> , 126.	Retain MAVA 9562.
205E-3	Table, Empire period, round	Garrett, <i>At Home</i> , 126.	Acquire period piece or reproduction.
205E-4 On table	Book: <i>The Poems of Richard Monckton Milnes</i> , vol 2 (London: Edward Moxon, 1838), purchased by ASVB during her European honeymoon	Owned by ASVB (University of South Carolina, "University of South Carolina Libraries - Angelica Singleton Van Buren [1816-1877], July 1997" http://scholarcommons.sc.edu/rbcs_pubs/29/).	Reproduce as a facsimile that can be handled for interpretation.

LOCATION	OBJECT	EVIDENCE	ACTION
205E-5	Chair, Empire style with upholstered seat	Garrett, <i>At Home</i> , 126.	Acquire period appropriate piece.
205E-6	Dressing table with mirror	In collection; Van Rensselaer inventory.	Retain MAVA 1673.
205E-7 On dressing table	Perfume bottles, hairbrush, haircombs	Period appropriate.	Acquire period appropriate pieces (see Fig. 100).
205E-8	Chair, Empire style with upholstered seat	Period appropriate.	Acquire period appropriate pieces.
205E-9	Trunk	Period appropriate.	Acquire period piece.
205S-1	Sleigh bed	In collection; period appropriate.	Retain MAVA 1502.
205S-2 On bed	Men's coat	Interpretation of Abraham Van Buren.	Retain reproduction.
205W-1	Chest of drawers	In collection; period appropriate.	Retain MAVA 9556.
205W-2 On chest of drawers	Glove box, gloves, parasol	In collection; period appropriate; parasol with ASVB provenance.	Retain MAVA 26383 (glove box), MAVA 1666 (parasol), MAVA 26095 (gloves).
205W-3 On chest of drawers	Miniature portraits of Angelica Singleton Van Buren (Gibbs Museum) and Singleton Van Buren (Smithsonian)	Period appropriate; originals date to time period when Abraham Van Buren family lived at Lindenwald.	Obtain high-resolution scans of the originals and reproduce; place in period or reproduction frames with easel backs (Fig. 101).

LOCATION	OBJECT	EVIDENCE	ACTION
205W-3	Towel rack with linen towels	Period appropriate.	Acquire.
205W-3	Mirror	Period appropriate.	Acquire period piece.

FLOOR PLAN, ROOM 205

Not to scale

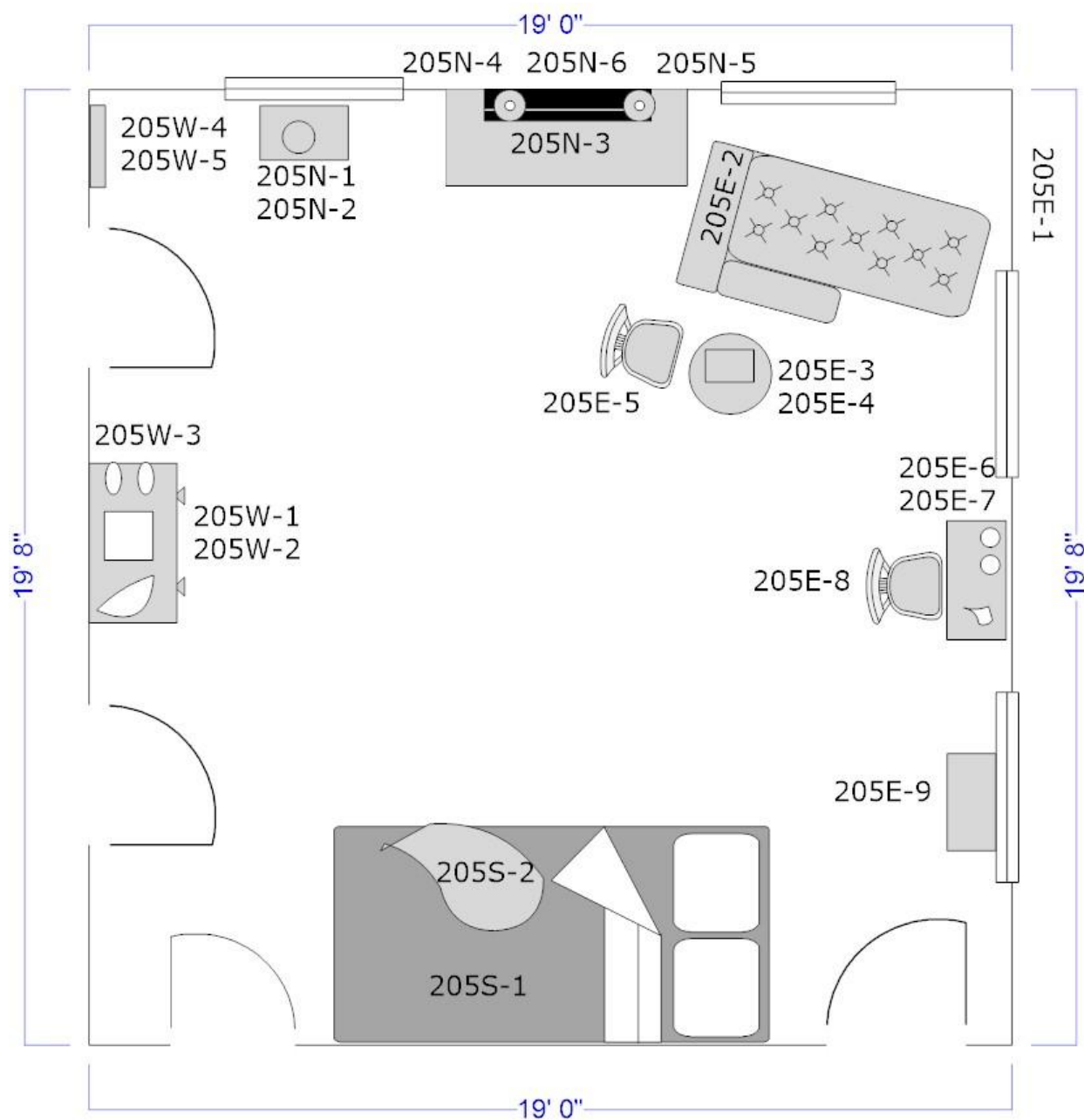




Fig. 99. William Chappell, *Dolley Madison*, engraving, 1812. Library of Congress.



Fig. 100. Examples of early 19th century perfume bottles, including Morel & Duponchel perfume with case, 1844 (top left) and Wedgwood Jasper ware, 1800-1850 (bottom). Ruby Lane Antiques (top left), Skinner Auction House (top right, bottom left), Wellcome Museum, London (bottom right).




Fig.101. Top: Miniature portraits of Angelica Singleton Van Buren (Maxime David, ca. 1838) and Singleton Van Buren (John Carlin, 1844). The Gibbs Museum of Art and the Smithsonian, National Museum of American Art. Bottom: Example of a 19th century easel frame for miniatures. Ruby Lane Antiques.

ROOM 206/207—UPPER HALL

The function of the Upper Hall is not documented. Daybeds and settees were among the furnishings often used in second floor halls, as well as card tables that offered portability. Linen presses for housing extra bed linens, towels, etc., needed by guests were often located in the halls connected to the bedrooms.³⁰

LOCATION	OBJECT	EVIDENCE	ACTION
Walls	Wallpaper	Fragments found in-situ.	Retain reproduction.
Windows	No treatment	Larson report recommendations, 13.	Retain.
Floor	Grass matting	In collection; found on site (Fig. 98).	Reproduce matting based on MAVA 884.
206N-1	Linen press	Garrett, <i>At Home</i> , 38.	Acquire period piece.
206N-2	Trunks, 2 stacked	Garrett, <i>At Home</i> , 38.	Acquire period pieces.
206N-3	Worktable	In collection; period appropriate.	Retain MAVA 39.
206N-4 On work table	Oil lamp	Period appropriate.	Replace modern lamp with better period replica.
206E-1	Center table or card table, depending on space constraints; Empire period	Period appropriate.	Retain MAVA 77

³⁰ Garrett, *At Home*, 38.

LOCATION	OBJECT	EVIDENCE	ACTION
206E-2 On center table	Handmade shot bullets; rifle; canvas sack	MVB Jr. correspondence, Francis Blair Papers, Princeton University.	Obtain period reproductions. Set up on table as though gun is being cleaned in preparation for next morning's duck hunting.
206E-3	Chairs, pair	Period appropriate.	Use period appropriate pieces from the collection; can use higher style caned or rush seat pieces.
206E-4	Van Buren family coat of arms	Kohan, <i>Historic Furnishings Report</i> , 42. Although the account is from 1913 and the coat of arms was hung in Room 105, such an image would be period appropriate.	Obtain hand-painted version done in style and with materials in keeping with 1840-50 period (see Fig. 102 for examples).
206E-5	Portrait of Martin Van Buren	In collection; period appropriate.	Use MAVA 25600, now in Room 106, currently on loan. Hang using ornamental cord.
206S-1	Daybed	Garrett, <i>At Home</i> , 38; historic use of second floor for housing guests.	Acquire period piece.
207E-1	Card table, Empire style	Garrett, <i>At Home</i> , 38	Acquire period piece.
207E-2	Card table, Empire style	Garrett, <i>At Home</i> , 38	Acquire period piece.

FLOOR PLAN, ROOM 206/207

Not to scale

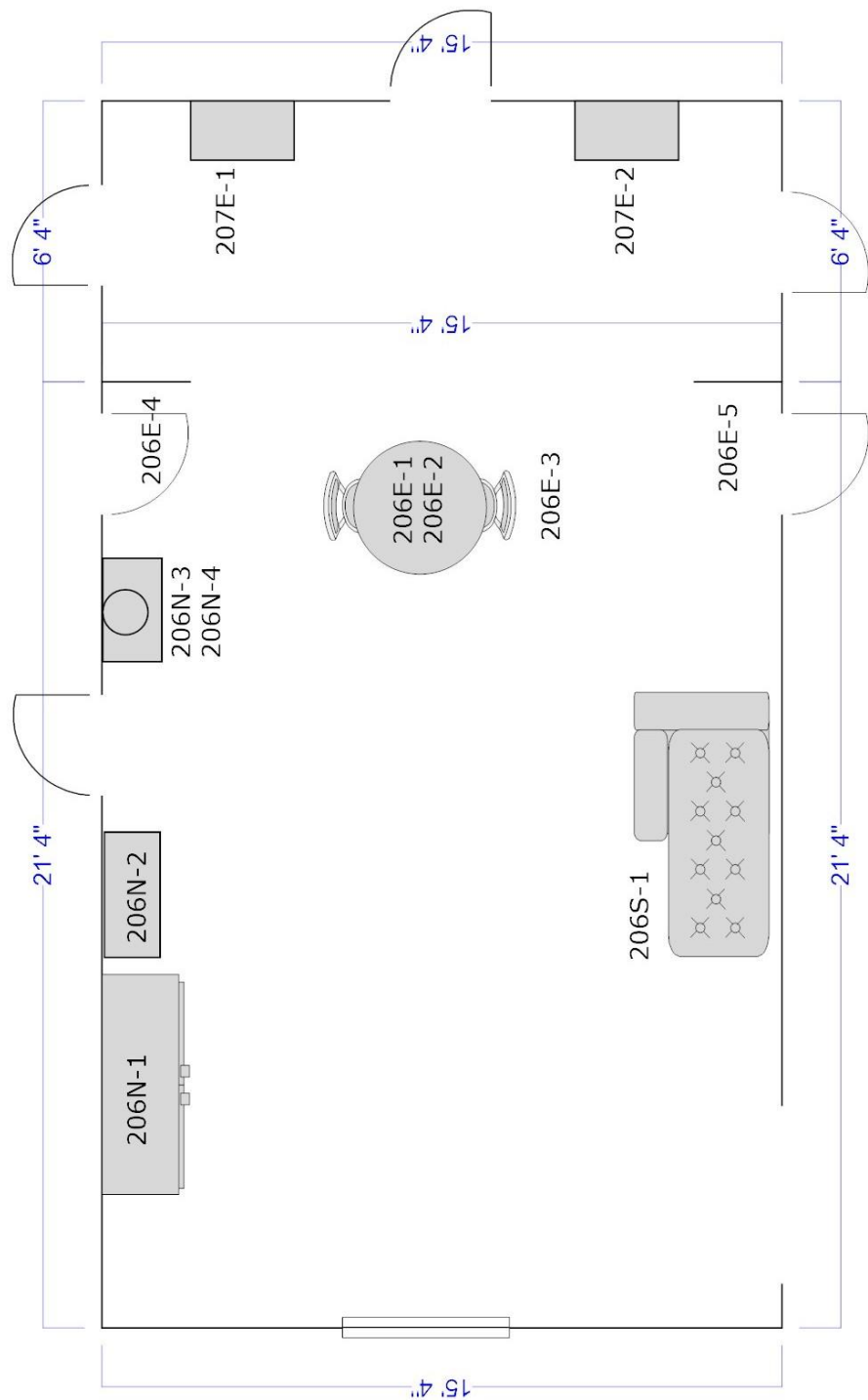




Fig. 102. Examples of 18th and 19th century family coats of arms in ink, watercolor and gouache. Art and Antiques Studio, Poughkeepsie, NY.

ROOM 208—TEMPORARY BEDROOM

Correspondence indicates that Room 208 was used as a temporary bedroom, presumably for guest overflow. The implication is that furniture that was easily moved and/or broken down predominated in the room. Accounts by Angelica Van Buren of the number of overnight visitors suggest that the second floor could become crowded. At one point she remarked on the need to resort to sleeper sofas to accommodate overflow. Therefore, the sofa bed in Room 105 will be relocated to the second floor where it was more likely to have been used.

According to Natalie Larson, the large decorative east-facing arched window was unlikely to have had window treatments and there is no fireplace, all of which fits with the idea that this was not routinely a sleeping space.

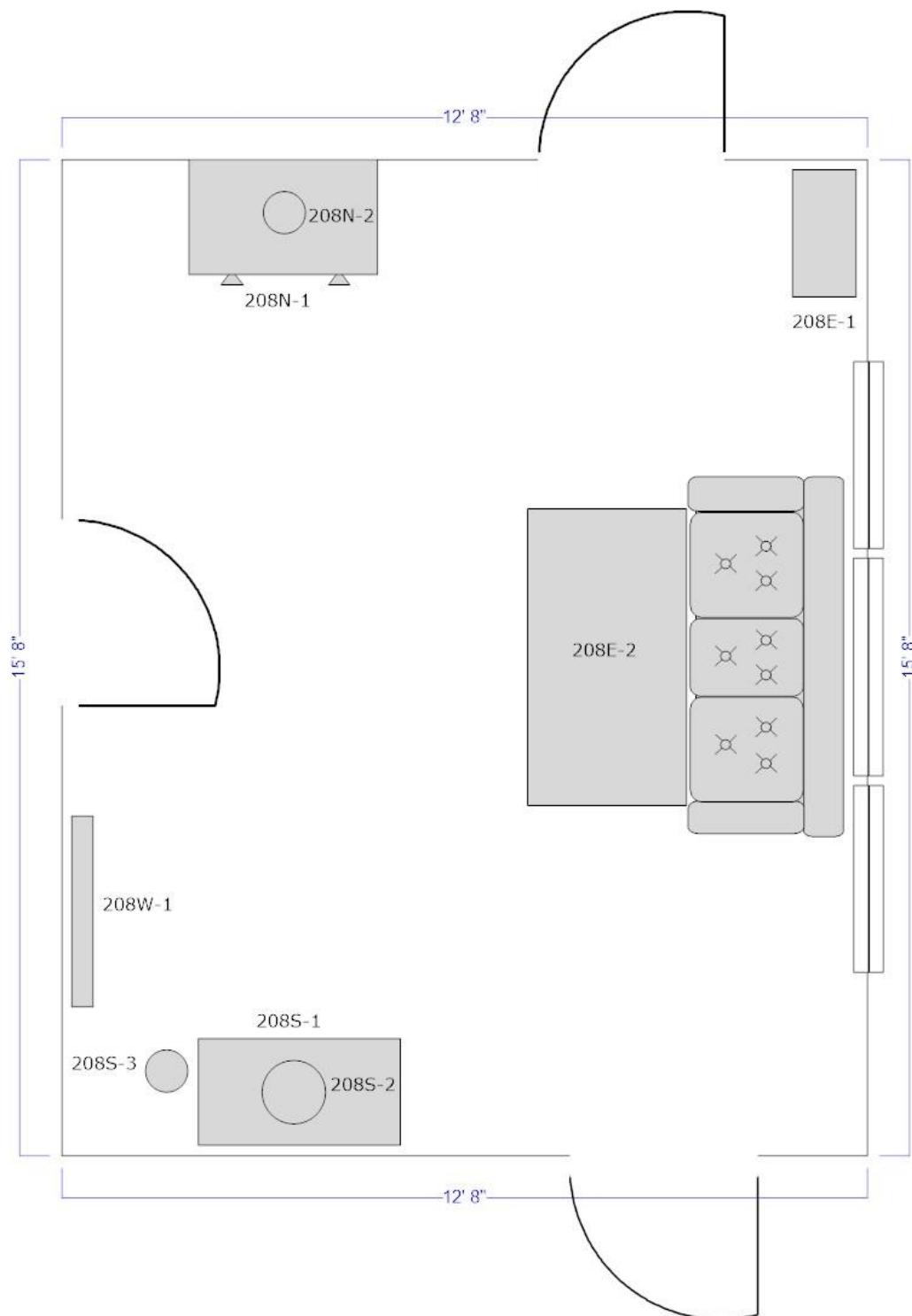
Visitors will continue to look into this room from the doorway.

LOCATION	OBJECT	EVIDENCE	ACTION
Walls	Wallpaper	Fragments found in-situ.	Retain reproduction.
Windows	No treatment	Larson report recommendations 12.	Retain.
Floor	Grass matting	In collection; fragments found in Lindenwald (Fig. 98).	Reproduce matting based on MAVA 884.
208N-1	Chest of drawers	In collection; period appropriate.	Retain MAVA 27.
208N-2 On chest of drawers	Candlestick, ceramic or brass	MVB order of brass candlesticks (Kohan, <i>Historic Furnishings Report</i> , 160); period appropriate.	Acquire period piece or reproduction.
208E-1	Trunk	Period practice.	Acquire period piece.

LOCATION	OBJECT	EVIDENCE	ACTION
208E-2	Sofa	In collection; period appropriate; Kohan, <i>Historic Furnishings Report</i> , 94 re: use of “sofa bedsteads.”	Use MAVA 3 from Room 105. Display opened.
208S-1	Washstand	Period practice.	Acquire period piece.
208S-2	Pitcher, basin	Period practice.	Acquire period piece or reproductions.
208S-3	Chamber pot	Period practice.	Acquire period piece or reproduction.
208W-1	Towel rack with linen towels	Period practice.	Acquire period piece; acquire reproduction linen towels.

FLOOR PLAN, ROOM 208

Not to scale



ROOM 209—MARTIN VAN BUREN BEDROOM

As in the 1986 *Historic Furnishings Report*, pieces in Van Buren's bedroom are based on a 1929 account of an 1862 visit to Lindenwald from an uncited source. The content of the "hanging texts" that, according to P.V.B. Hoes, hung in the bedroom and were given to Van Buren by his niece Christina Cantine remains a mystery. The inscription in the front flyleaf of the Bible she gave her uncle in 1850 includes a verse from Psalm 90: "To teach us to remember our days, that we may apply our hearts unto wisdom." The full text of the Psalm (King James Version) is

Lord, thou hast been our dwelling place in all generations.

Before the mountains were brought forth, or ever thou hadst formed the earth and the world, even from everlasting to everlasting, thou art God.

Thou turnest man to destruction; and sayest, Return, ye children of men.

For a thousand years in thy sight are but as yesterday when it is past, and as a watch in the night.

Thou carriest them away as with a flood; they are as a sleep: in the morning they are like grass which groweth up.

In the morning it flourisheth, and groweth up; in the evening it is cut down, and withereth.

For we are consumed by thine anger, and by thy wrath are we troubled.

Thou hast set our iniquities before thee, our secret sins in the light of thy countenance.

For all our days are passed away in thy wrath: we spend our years as a tale that is told.

The days of our years are threescore years and ten; and if by reason of strength they be fourscore years, yet is their strength labour and sorrow; for it is soon cut off, and we fly away.

Who knoweth the power of thine anger? even according to thy fear, so is thy wrath.

So teach us to number our days, that we may apply our hearts unto wisdom.

Return, O LORD, how long? and let it repent thee concerning thy servants.

O satisfy us early with thy mercy; that we may rejoice and be glad all our days.

Make us glad according to the days wherein thou hast afflicted us, and the years wherein we have seen evil.

Let thy work appear unto thy servants, and thy glory unto their children.

And let the beauty of the LORD our God be upon us: and establish thou the work of our hands upon us; yea, the work of our hands establish thou it.

Another inscription by Cantine that includes the verses “Stir up, O/ Lord thy strength and come help us. Take and defend/ Our country in this its/ hour of peril. Revive/ in our hearts a spirit/ of devotion to the public good” is taken from a prayer that was eventually used in churches on the national day of Thanksgiving designated by Abraham Lincoln on November 26, 1863.³¹

These verses could be reproduced selectively, or in their entirety and “marked” (as Cantine had done to some of the “hanging texts”), in commissioned pieces using as a guide a recently located piece of original needlework by Cantine. This example, in the collection of the James Monroe Museum and Memorial Library, was made by Cantine in 1813 and combines decorative embroidery with hand painted text on silk (Fig. 103).

The collection includes a miniature portrait of Hannah Hoes Van Buren. Meant as keepsakes of loved ones for private viewing, miniatures in cases were often kept inside small boxes. Given the personal nature of Hannah’s portrait, it was likely kept in Van Buren’s bedroom. Although there is no evidence Van Buren publically displayed this portrait of his late wife, the furnishings recommendations include creating a reproduction of this object to be put on one of the bedside tables.

LOCATION	OBJECT	EVIDENCE	ACTION
Walls	Wallpaper	Period reproduction based on paper from Elizabeth Cady Stanton House, which included a paper identical to one used at Lindenwald. Tiny fragment found in-situ suggests a curvilinear floral paper.	Retain reproduction. When needed, consider replacing with a curvilinear floral pattern in a period paper documented to the Mid-Atlantic.
Windows	Drapery, curtain panels and valances on gilt or velvet covered wood rods	Larson report recommendations, 12.	Reproduce and hang using velvet or gilt poles in the collection, or use reproductions based on these pieces. Use drapery pins to tie curtains back at sides.

³¹ *Journal of the Proceedings of the Eightieth Convention of the Protestant Episcopal Churches in the Diocese of New York* (New York: James Pott, 1863), 278-280.

LOCATION	OBJECT	EVIDENCE	ACTION
Floor	Floorcloth	Kohan, <i>Historic Furnishings Report</i> , 64, 267.	Retain reproduction.
209N-1	Small chest of drawers or painted wood grained stand	Kohan, <i>Historic Furnishings Report</i> , 64; STVB-M.H. Reid, 1858 (stands) in Kohan, <i>Historic Furnishings Report</i> , 63.	Acquire period piece.
209N-2 On chest of drawers	Bible	Kohan, <i>Historic Furnishings Report</i> , 64; in collection.	Acquire period piece in same edition for consumptive use and reproduce pages with Cantine inscriptions; or reproduce in its entirety to use for interpretive purposes.
209N-3	Woven rag rug	Kohan, <i>Historic Furnishings Report</i> , 64.	Retain existing reproduction.
209N-4	Sleigh bed	In collection; period appropriate; possibly original to site.	Retain MAVA 1324.
209N-5	Woven rag rug	Kohan, <i>Historic Furnishings Report</i> , 64.	Use reproduction from Room 208.
209N-6	Small chest of drawers or painted wood grained stand	Kohan, <i>Historic Furnishings Report</i> , 64; STVB-M.H. Reid, 1858 (stands) in Kohan, <i>Historic Furnishings Report</i> , 63.	Acquire period piece.

LOCATION	OBJECT	EVIDENCE	ACTION
209N-7 On chest of drawers	Miniature portrait of Hannah Van Buren	In collection; probably original to site.	Obtain high-resolution scan of the original and reproduce; place in period or reproduction frame with easel back (Fig. 101).
209N-8 On chest of drawers	Candlestick, brass or ceramic	MVB order for brass candlesticks; period appropriate.	Acquire period piece or reproduction.
209E-1	Wardrobe	In collection; believed to be original to site.	Retain MAVA 12.
209E-2 Place on top of MAVA 12	Hatbox	In collection; believed to have belonged to MVB.	Retain MAVA 97.
209E-3	Shaving stand	In collection; believed to be original to site.	Retain MAVA 6.
209E-4 On MAVA 6	Shaving brush, hairbrush, shaving mug, straight edge razor	In collection; period practice.	Retain reproductions MAVA 1311, MAVA 1312, MAVA 1493, MAVA 1478.
209E-5	Towel rack with linen towels	Period practice.	Acquire period piece and reproduction towels.
209E-6 On wall above towel rack	Image of Silas Wright	Kohan, <i>Historic Furnishings Report</i> , 64.	Retain MAVA 25883.

LOCATION	OBJECT	EVIDENCE	ACTION
209S-1	Commode	In collection; period appropriate.	Retain MAVA 350.
209S-2 On MAVA 350	Pitcher and basin, ceramic soap dish, spittoon	In collection; period appropriate.	Retain MAVA 1475, MAVA 1476, MAVA 1479 and acquire period or reproduction spittoon.
209S-3	Upholstered easy chair with chintz slipcover	In collection; Kohan, <i>Historic Furnishings Report</i> , 64.	Retain MAVA 127.
209S-4	Footstool	Period appropriate.	Acquire period piece.
209S-5	Table, drop leaf, with drawer	Note by sons of MVB “found in the drawer of Mr. V.B.’s bed-room table” (Kohan, <i>Historic Furnishings Report</i> , 63).	Acquire period piece.
209S-6	Fiddleback chairs (Queen Anne style), gray horsehair seats, pair	Kohan, <i>Historic Furnishings Report</i> , 64.	Acquire period pieces.
209S-7 In front of hearth	Rug, woven rag of varied colors	Kohan, <i>Historic Furnishings Report</i> , 64.	Acquire reproduction.
209S-8	Fireboard	In collection; found in-situ.	Reproduce MAVA 86.

LOCATION	OBJECT	EVIDENCE	ACTION
209S-9 On mantel	Oil lamps, pair	Period appropriate.	Acquire period appropriate pieces or reproductions.
209S-10 Over mantel	Mirror	Period appropriate.	Acquire period piece.
209S-11	Fishing rod components	Documentation of MVB's fishing activities: Kohan, <i>Historic Furnishings Report</i> , 14, 23; Stanton, <i>Plant Yourself</i> , 111; Cooney, <i>Recollections</i> , 28-29, 33.	Retain reproductions.
209W-1	Secretary/bookcase	In collection; believed to be original to the site.	Retain MAVA 5.
209W-2	Chair	In collection; period appropriate.	Retain MAVA 14146.
209W-3 On secretary	Argand oil lamp	Period appropriate for reading.	Acquire period piece or reproduction.
209W-4 On secretary	Fishing lures, etc.	Documentation of MVB's fishing activities: Kohan, <i>Historic Furnishings Report</i> , 14, 23; Stanton, <i>Plant Yourself</i> , 111; Cooney, <i>Recollections</i> , 28-29, 33.	Retain reproductions.

LOCATION	OBJECT	EVIDENCE	ACTION
209W-5	Chest of drawers	In collection; period appropriate.	Retain MAVA 25789.
209W-6 Above chest of drawers, left	Martin Van Buren silhouette, full-length, 1844, William Henry Brown	Kohan, <i>Historic Furnishings Report</i> , 64.	Use MAVA 14147.
209W-7 Above chest of drawers, center	Jackson print	Kohan, <i>Historic Furnishings Report</i> , 64.	Use MAVA 99.
209W-8 Above chest of drawers, right	Martin Van Buren silhouette, full-length, 1841, Auguste Edouart	Kohan, <i>Historic Furnishings Report</i> , 64.	Acquire reproduction and place in period frame.
209W-9 On west wall on either side of doorway into Room 210	Select verses from Psalm 90, Thanksgiving prayer or hymn <i>Rock of Ages</i> , in needlework and paint on silk	Passages in MVB Bible in collection; example of needlework by C. Cantine (Fig. 103); McDannell, <i>The Christian Home in Victorian America, 1840-1900</i> , 39; inscription on C. Cantine's gravestone from <i>Rock of Ages</i> , publ. by Rev. Augustus Toplady ca. 1775 (www.nameinstone.com/Sources.aspx?dec=408711).	Commission pieces on silk replicating the embroidery and painted lettering style in Fig. 103.

FLOOR PLAN, ROOM 209

Not to scale

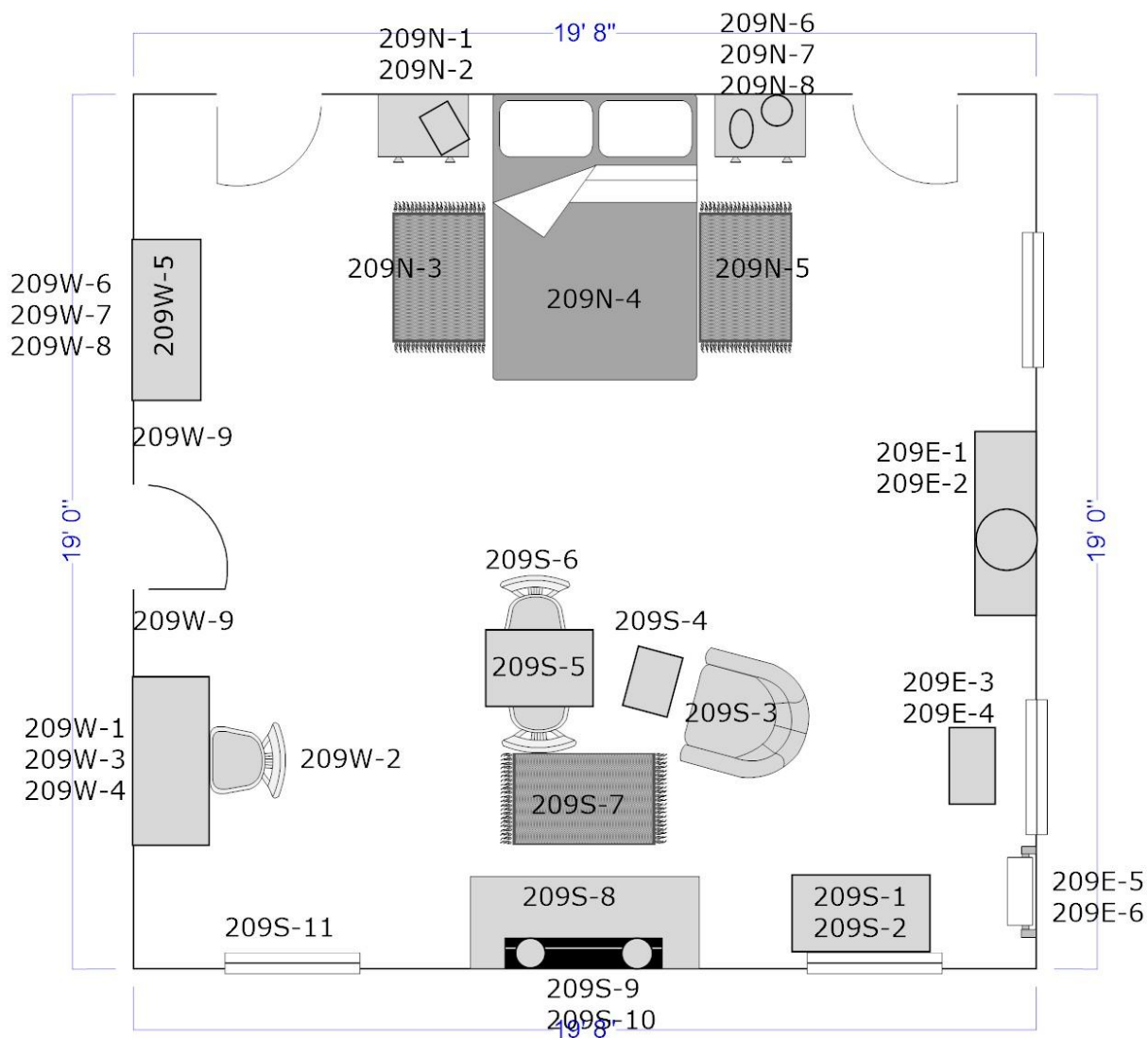




Fig. 103. Map of the western hemisphere by Christina Cantine, embroidery and ink on silk, 1813. James Monroe Museum and Memorial Library, Fredericksburg, VA.

ROOM 210—MARTIN VAN BUREN JR. BEDROOM

Room 210 is well documented as having been used by Martin Van Buren Jr. In recent years small furnishings have been added to enable discussion of the younger Van Buren's struggles with tuberculosis, nineteenth century medical practices and care of the sick. The furnishings recommendations include adding pieces that also offer the opportunity to talk about Martin Jr.'s role in the Lindenwald household and as his father's secretary.

LOCATION	OBJECT	EVIDENCE	ACTION
Walls	Wallpaper	Howell, <i>Historic Structure Report</i> , vol. 1, 19, 163; samples found in-situ.	Retain reproduction.
Windows	No treatment	Larson report recommendations, 13.	None.
Floor	Grass matting	"Tack marks for grass matting are visible in an east-west direction, approximately 36" apart," Howell, <i>Historic Structures Report</i> , 167; fragments found on-site (Fig. 98).	Reproduce matting based on MAVA 884.
210N-1	Poster bed with bed hangings	In collection; period appropriate; Larson report recommendations for Best Bed Chamber, 1, 3.	Use MAVA 1197. Reproduce bed hangings based on recommendations of N. Larson, possibly based on 1838 examples at the Hermitage.
210N-2	Rug, multi-colored woven rag	Period appropriate.	Acquire reproduction.

LOCATION	OBJECT	EVIDENCE	ACTION
210N-3	Chest of drawers	In collection; period appropriate.	Use MAVA 28.
210N-4 On MAVA 28	Candlestick, brass or ceramic; or utilitarian oil lamp	Period appropriate.	Acquire period piece or reproduction.
210E-1	Desk	MVB Jr. functioned as MVB's personal secretary; in collection; period appropriate.	Use MAVA 25920.
210E-2 On desk	Argand oil lamp	Period appropriate.	Acquire period piece or reproduction.
210E-3 On desk	Writing paper, pen, inkstand, sander, pen wipe, seal, sealing wax	MVB Jr. functioned as MVB's personal secretary; period practice.	Acquire period pieces or reproductions. The inkstand can be ceramic or metal; accessories can be similar to those recommended for Room 111 (see Figs. 105).
210E-4 On desk	Letter written by MVB Jr.	MVB Jr. functioned as MVB's personal secretary.	Reproduce on laid paper.
210E-5	Chair, Empire style, upholstered	Period appropriate.	Acquire period piece.

LOCATION	OBJECT	EVIDENCE	ACTION
210S-1	Faux plants in terracotta pots: yellow lupin, blue lobelia gracilla	<i>Godey's Lady's Book</i> , no. 5, May 1859, 478 (recommended plants for sick rooms).	Acquire. Consult with horticulturalist to confirm appearance of 19 th century specimens.
210S-2	Fireboard	In collection; found in-situ.	Reproduce MAVA 89.
210S-3 On mantel	Girandole set	In collection; period appropriate.	Use MAVA 14152, 14153, 14154.
210S-4 Above fireplace	Mirror	In collection; period appropriate.	Use MAVA 36.
210S-5 In front of hearth	Rug, multi-colored woven rag	Documentation for Room 209; period appropriate.	Acquire reproduction.
210C-1	Easy chair, upholstered in cotton chintz	Garrett, <i>At Home</i> , 126.	Acquire period piece.
210C-2	Shawl, woven	Beecher, <i>Domestic Economy</i> , 243.	Acquire reproduction based on Fig. 104.
210C-3	Footstool	In collection; period appropriate.	Use MAVA 194 or acquire period piece; reupholster in fabric matching that of easy chair (cotton chintz).
210C-4	Table	Beecher, <i>Domestic Economy</i> , 242; Garrett, <i>At Home</i> , 126; period appropriate.	Retain MAVA 137.

LOCATION	OBJECT	EVIDENCE	ACTION
210C-5	Teapot, cup and saucer	In collection; period appropriate.	Retain MAVA 23 and MAVA 161.
210C-6	Covered porringer	Beecher, <i>Domestic Economy</i> , 241.	Acquire period piece.
210C-7	Spoon	Beecher, <i>Domestic Economy</i> , 241	Use MAVA 24058.
210W-1	Chest of drawers	In collection; period appropriate.	Retain MAVA 53.
210W-2 On MAVA 53	Glass bowl, blown and cut glass, footed, filled with oranges and lemons	Beecher, <i>Domestic Economy</i> , 242.	Acquire period appropriate glass bowl and faux oranges and lemons. Consider using citrus scent in room.
210W-3	Fanny Elssler print	In collection; Kohan, <i>Historic Furnishings Report</i> , 48.	Retain MAVA 1468. Re-mat with French mat or reverse painted glass mat.
210W-4	Towel rack with linen hand towels	Period practice; Beecher, <i>Domestic Economy</i> , 241.	Acquire period piece and reproduction linen towels.
210W-5	Commode, Empire style with marble top.	Period practice.	Acquire period piece.
210W-6 On commode	Pitcher and basin, soap dish, hand cut soap cake, slop bucket	Period practice; Beecher, <i>Domestic Economy</i> , 241.	Acquire period and reproduction pieces.
210W-7	Chamber pot	Period appropriate.	Retain MAVA 1480.

FLOOR PLAN, RM 210

Note to scale

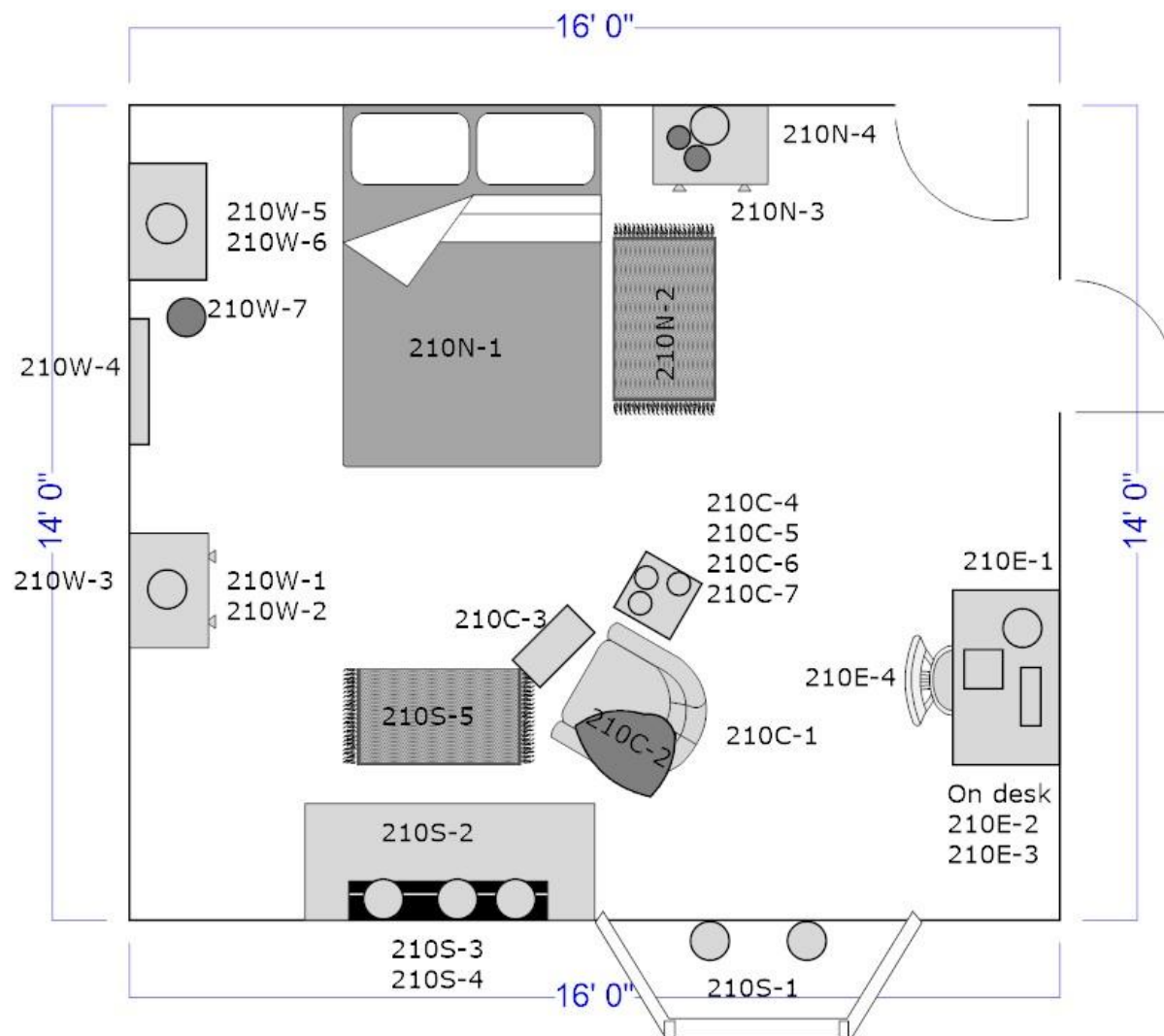




Fig. 104. Men's woven shawl, mid-19th century. Textile Museum of Canada.



Fig. 105. Examples of period ink stands. Top: Probably French, 1830-1840. Skinner Inc. Bottom: German, 1770-1790. Winterthur Museum, Library and Garden.

BIBLIOGRAPHY

- Beecher, Catherine E. *Treatise on Domestic Economy*. New York, NY: Harper & Brothers, Publishers, 1841.
- Chittenden, Lucius Eugene. *Personal Reminiscences including Lincoln and others, 1840-1890*. New York: Richmond, Croscup & Co., 1893.
- Collier, Edward A. *A History of Old Kinderhook*. New York and London: The Knickerbocker Press, imprint of G.P. Putnam's Sons, 1914.
- Cooney, John Ward. "My Recollections of Ex-President Martin Van Buren and His Friends," *Annual Publication of the Historical Society of Southern California*, Vol. 9, No. 1-2 (1912-1913), 28-33.
- Fiero, Kathleen W., et al. *Historic Structure Report, Archeological Data Section, Lindenwald, Martin Van Buren National Historic Site, Kinderhook, New York*. Denver, CO: Denver Service Center, Branch of Cultural Resources, Mid-Atlantic/North Atlantic Team, National Park Service, February 1983.
- Fitzpatrick, John C., ed. *The Autobiography of Martin Van Buren*. New York: Augustus M. Kelley Publishers, 1969.
- Francatelli, Charles Elmé. *The Modern Cook, a Practical Guide to the Culinary Art in All Its Branches*. London: Richard Bentley, 1846.
- Garrett, Elisabeth Donaghy. *At Home: The American Family 1750-1870*. New York, NY: Harry N. Abrams Inc., Publishers, 1990.
- Howell, William W. *Historic Structure Report, Architectural Data Section, Lindenwald, Martin Van Buren National Historic Site, Kinderhook, New York*, vols 1 and 2. Denver, CO: U.S. Department of the Interior, National Park Service, June 1985.
- Kinmonth, Claudia. *Irish Rural Interiors in Art*. New Haven, CT and London: Yale University Press, 2006.

- Kohan, Carol. *Historic Furnishings Report, Lindenwald, Martin Van Buren National Historic Site*. Harpers Ferry, VA: U.S. Department of the Interior, National Park Service, Harpers Ferry Center, 1986.
- Larson, Natalie. "Martin Van Buren House Furnishing Textile Recommendations," Report for Martin Van Buren National Historic Site, 2 August 2016.
- Leslie, Eliza. *The House Book: or a Manual of Domestic Economy*. Philadelphia, PA: Carey & Hart, 1840.
- Niven, John. *Martin Van Buren: The Romantic Age of American Politics*. New York, London: Oxford University Press, 1983.
- Searle, Llerena. *A Farmer in his Native Town: Cultural Landscape Report for the Martin Van Buren Farmland*. Boston, MA: National Park Service, Olmsted Center for Landscape Preservation, 2004.
- Singleton, Esther. *The Story of the White House*. New York: The McClure Company, 1907.
- Soyer, A. *The Gastronomic Regenerator: A Simplified and Entirely New System of Cookery*. London: Simpkin, Marshall, & Co., 1852.
- Spillman, Jane Shadel. *White House Glassware: Two Centuries of Presidential Entertaining*. Washington, DC: The White House Historical Association in cooperation with The National Geographic Society and The Corning Museum of Glass, 1989.
- Uschold, David L. and George W. Curry. *Cultural Landscape Report for Martin Van Buren National Historic Site*. Boston, MA: Olmsted Center for Landscape Preservation, National Park Service, June 1995.
- Williams, Susan. *Savory Suppers & Fashionable Feasts: Dining in Victorian America*. Knoxville, TN: The University of Tennessee Press, 1996.

APPENDIX

Examples of early to mid-nineteenth century frame styles suitable for Lindenwald. All images are from Susquehanna Antique Company, Inc., Fairview, North Carolina.



Empire style mahogany frame, American, ca. 1840.



Gilt wood frame, American, ca. 1840.



Gilt wood frame, American, ca. 1840.



Painted grain frame, American, ca. 1840.



Orientalist frame, American, ca. 1850.



Silver gilt oval frame, American, ca. 1850.



Silver gilt ripple frame, American, ca. 1850.



Silver gilt ripple frame, American, ca. 1850.



Silver gilt ripple frame, American, ca. 1850.



Gold leaf wood frame, American, ca. 1840.



Gold leaf wood frame, American, ca. 1820.



Spotted cove frame, American, ca. 1850.



Wood frame with gilt liner, English, ca. 1820.



Wood inlay frame, English, ca. 1840.



Birdseye maple frame with gilt liner, American, ca. 1820.



Grain painted wood frame with gilding, American, ca. 1840.